



US00D554491S

(12) **United States Design Patent**
Stenberg

(10) **Patent No.:** **US D554,491 S**

(45) **Date of Patent:** **** Nov. 6, 2007**

(54) **SPRING**

(76) Inventor: **Johan Stenberg**, Näs 53, SE-871 93
Härnösand (SE)

(**) Term: **14 Years**

(21) Appl. No.: **29/264,243**

(22) Filed: **Aug. 7, 2006**

(30) **Foreign Application Priority Data**

Feb. 8, 2006 (SE) 06-0105

(51) **LOC (8) Cl.** **08-99**

(52) **U.S. Cl.** **D8/499; D8/349; D8/354;**
D8/373

(58) **Field of Classification Search** D8/499,
D8/349, 354, 373; D23/249; D6/552; D14/238,
D14/234, 229, 224; 137/516.2, 516.1, 514,
137/512.1; 381/87, 88, 188; 181/148, 149,
181/150, 153, 171, 172, 174, 199

See application file for complete search history.

(56) **References Cited**

U.S. PATENT DOCUMENTS

1,111,034 A * 9/1914 Robertson 24/96
1,695,069 A * 12/1928 Tuttle 137/516.13
2,902,794 A * 9/1959 Ehgott 248/188.9
2,913,168 A * 11/1959 Heidorn 417/269
3,123,095 A * 3/1964 Kohler 137/516.23
D198,438 S * 6/1964 Wolcott D32/54
3,239,804 A * 3/1966 Hagedoorn et al. 367/183
D217,666 S * 5/1970 Self D23/249
3,598,389 A * 8/1971 Kohler 267/161

3,875,962 A * 4/1975 Bauer et al. 137/516.21
4,238,845 A * 12/1980 Haggard et al. 367/183
D272,532 S * 2/1984 Fitzner et al. D14/229
4,458,344 A * 7/1984 Coogler 367/183
4,623,991 A * 11/1986 Vitringa 367/183
4,627,464 A * 12/1986 Hartshorn 137/516.13
4,854,341 A * 8/1989 Bauer 137/514
4,989,820 A * 2/1991 Sterling 248/523
5,036,880 A * 8/1991 Safford et al. 137/516.21
D327,840 S * 7/1992 Askew D8/499
5,134,594 A * 7/1992 Woo 367/187
D335,441 S * 5/1993 Fraker et al. D8/369
D336,509 S * 6/1993 Safford et al. D23/249
5,492,313 A * 2/1996 Pan et al. 267/161
5,555,222 A * 9/1996 Woo 367/187
D412,106 S * 7/1999 Kennard, IV D8/402
5,987,791 A * 11/1999 Paine 40/124.4
D423,594 S * 4/2000 Green D20/43
D468,729 S * 1/2003 Takayama et al. D14/224
7,077,371 B1 * 7/2006 Kroeker 248/205.1

* cited by examiner

Primary Examiner—Alan P. Douglas

Assistant Examiner—Barbara Fox

(74) *Attorney, Agent, or Firm*—Dilworth & Barrese LLP

(57) **CLAIM**

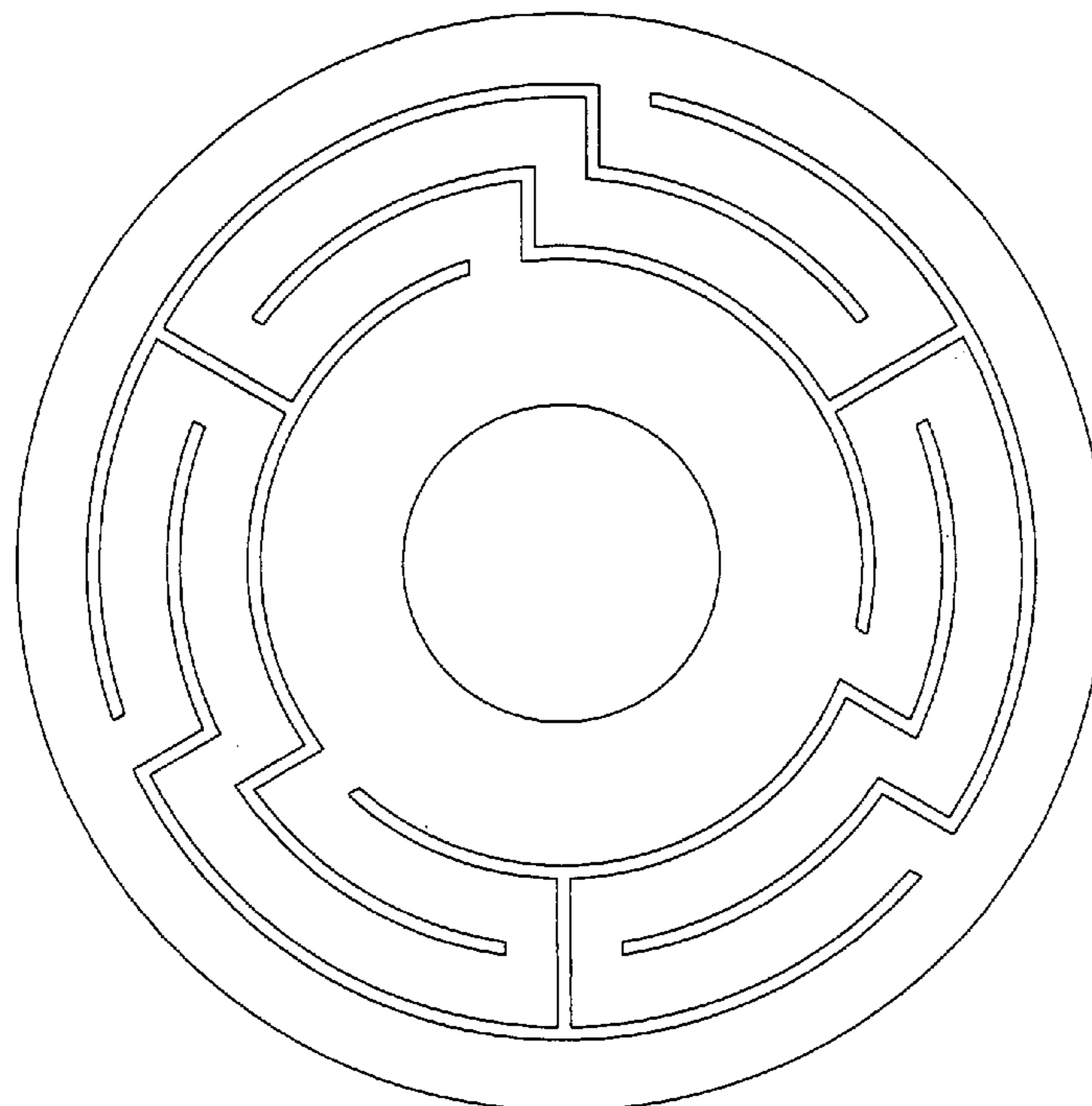
The ornamental design for a spring, as shown and described.

DESCRIPTION

FIG. 1 is a perspective view of the spring showing my new design; and,

FIG. 2 is a planar view of the spring of FIG. 1.

1 Claim, 2 Drawing Sheets



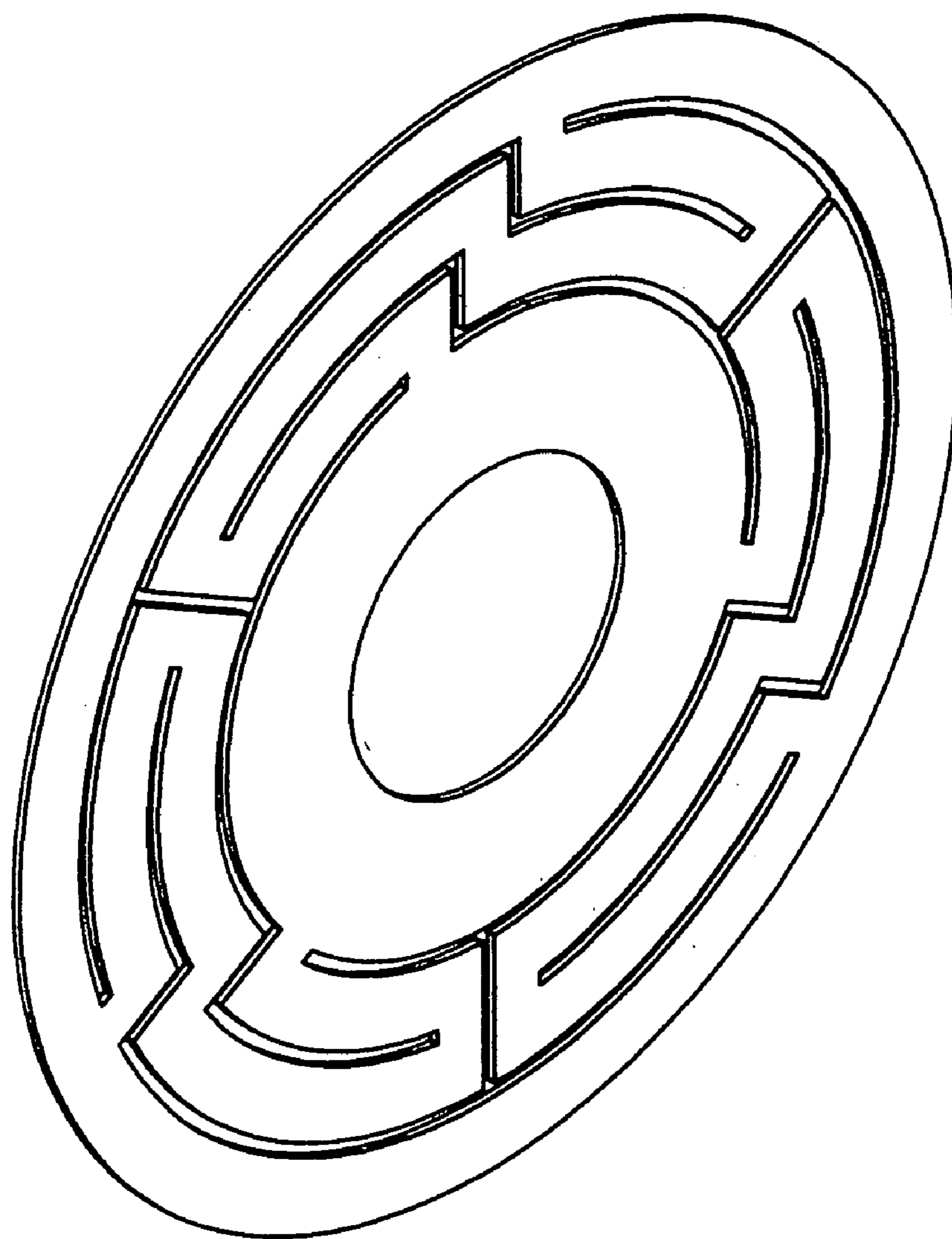


Fig. 1

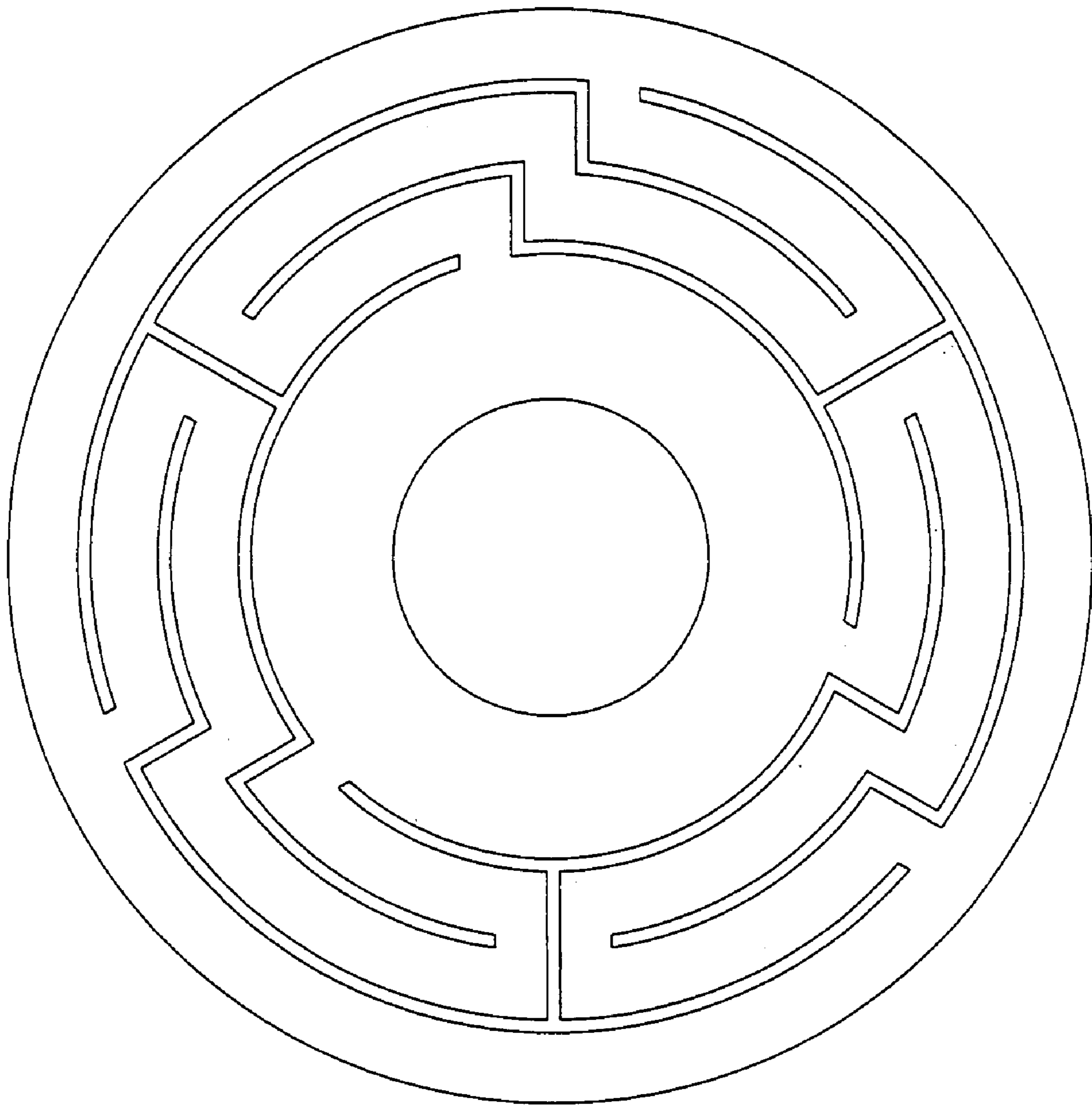


Fig. 2