



US00D554484S

(12) **United States Design Patent**
Dahlin

(10) **Patent No.:** **US D554,484 S**

(45) **Date of Patent:** **** Nov. 6, 2007**

(54) **SHORT J HOOK**

(75) Inventor: **Frederick R. Dahlin**, Columbia, MD (US)

(73) Assignee: **Mumser, Inc.**, Columbia, MD (US)

(**) Term: **14 Years**

(21) Appl. No.: **29/273,284**

(22) Filed: **Mar. 2, 2007**

(51) **LOC (8) Cl.** **08-05**

(52) **U.S. Cl.** **D8/367**

(58) **Field of Classification Search** D8/355,
D8/367, 372, 373; 211/113; 56/13.7; 248/58;
361/774; 405/259.1; 606/139, 213
See application file for complete search history.

(56) **References Cited**

U.S. PATENT DOCUMENTS

1,172,937	A *	2/1916	Butcher	211/113
D207,874	S *	6/1967	Bender	D8/355
D248,012	S *	5/1978	Rensen	D8/372
D364,799	S *	12/1995	Callas	D8/395
D393,587	S *	4/1998	Valerio et al.	D8/373
5,743,678	A *	4/1998	Pitre	405/259.1
5,774,341	A *	6/1998	Urbish et al.	361/774
5,802,824	A *	9/1998	Aldrich	56/13.7
D460,344	S *	7/2002	Smith	D8/367
6,565,048	B1 *	5/2003	Meyer	248/58

2007/0032796 A1* 2/2007 Chin-Chen et al. 606/139
2007/0032820 A1* 2/2007 Chin-Chen et al. 606/213

* cited by examiner

Primary Examiner—T. Chase Nelson

Assistant Examiner—Barbara B Lohr

(74) *Attorney, Agent, or Firm*—Rosenberg, Klein & Lee

(57) **CLAIM**

The ornamental design for a “short J hook,” as shown and described.

DESCRIPTION

FIG. 1 is a perspective view of a short J hook, showing my new design;

FIG. 2 is a side elevational view thereof;

FIG. 3 is a front elevational view thereof;

FIG. 4 is a rear elevational view thereof;

FIG. 5 is a top plan view thereof;

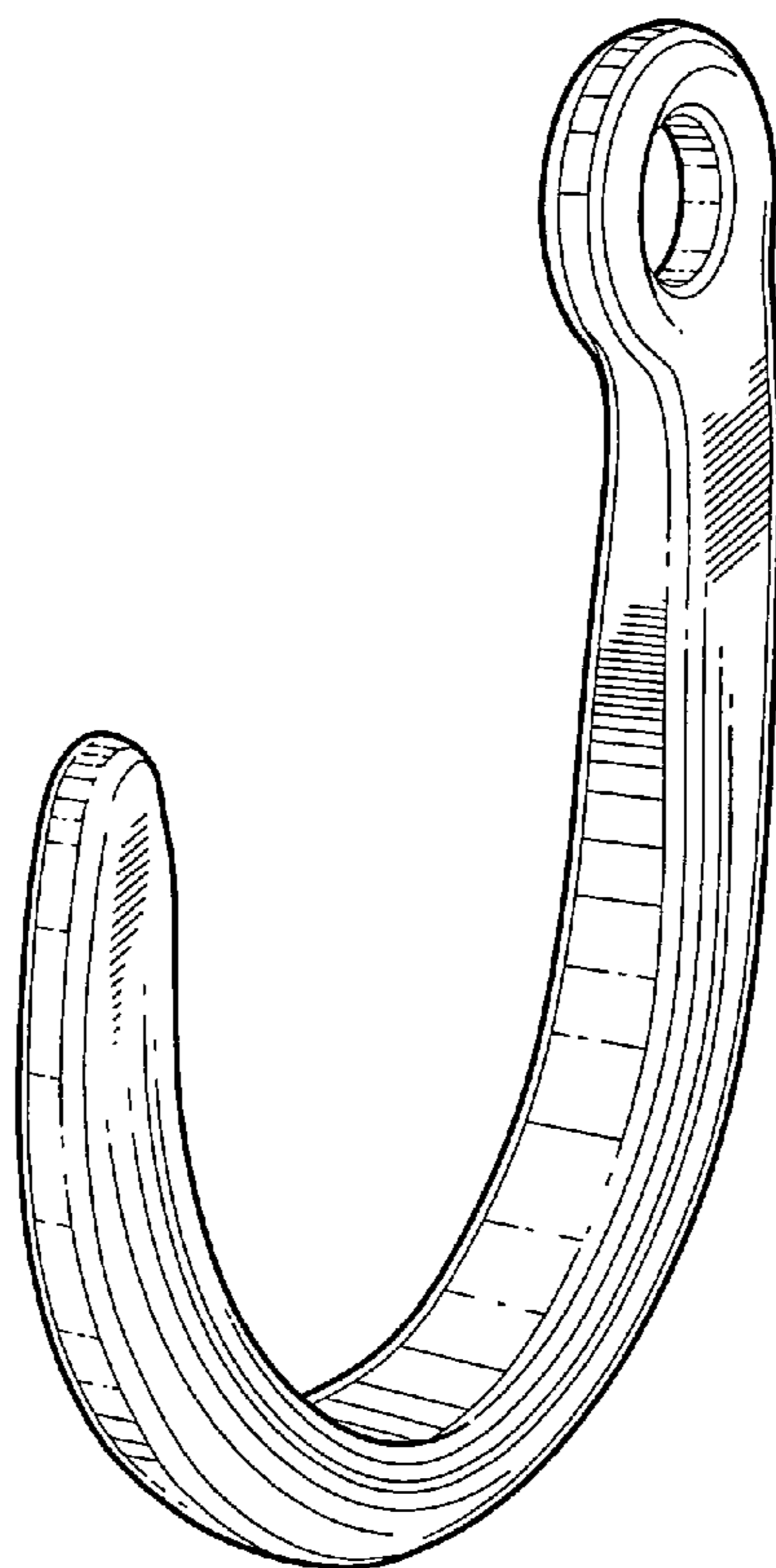
FIG. 6 is a bottom plan view thereof;

FIG. 7 is a cross-section of the design of FIG. 1, taken along the 7—7 line in FIG. 2;

FIG. 8 is a cross-section of the design of FIG. 1, taken along the 8—8 line in FIG. 2; and,

FIG. 9 is a cross-section of the design of FIG. 1, taken along the 9—9 line in FIG. 2.

1 Claim, 6 Drawing Sheets



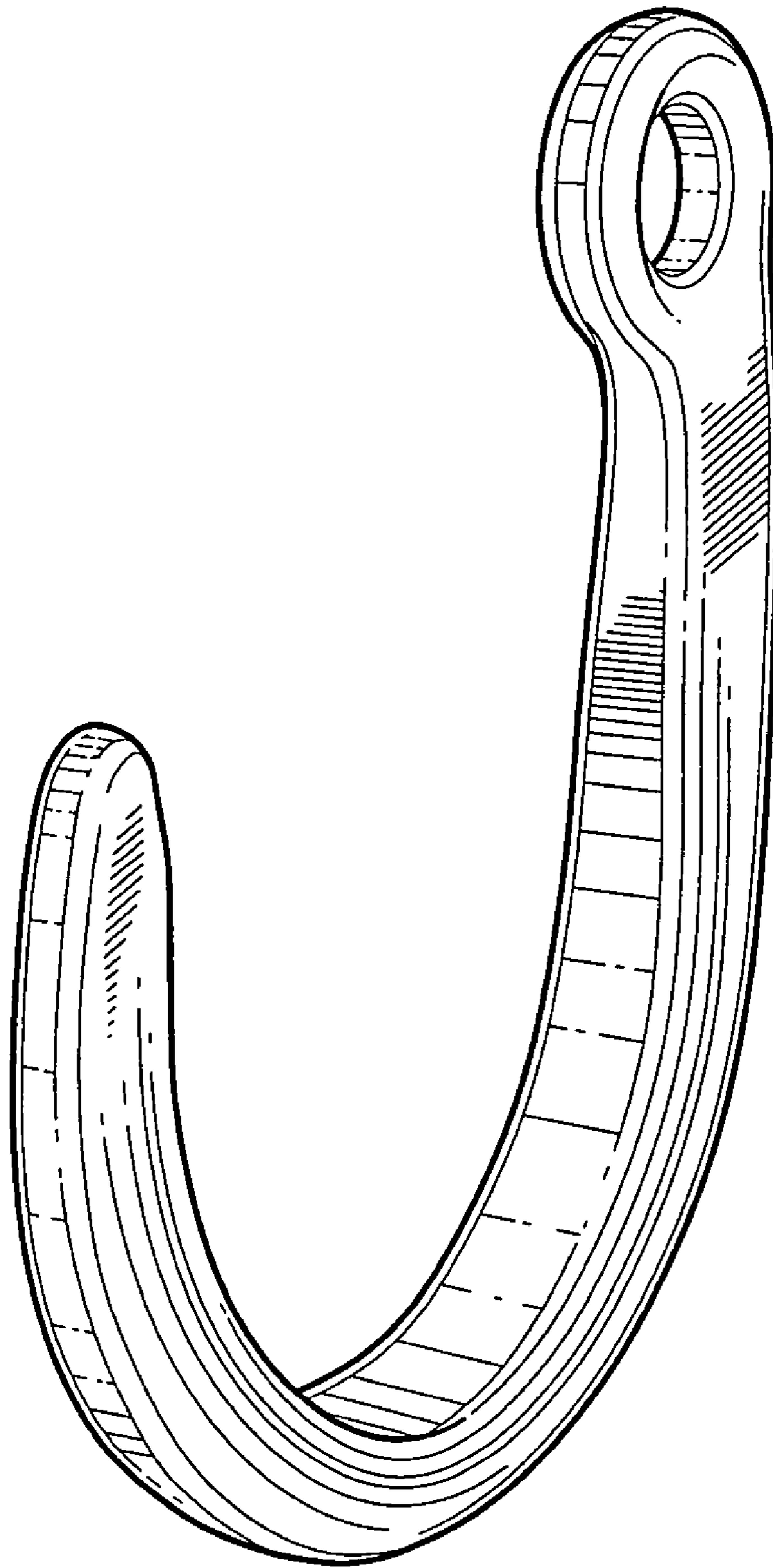


FIG. 1

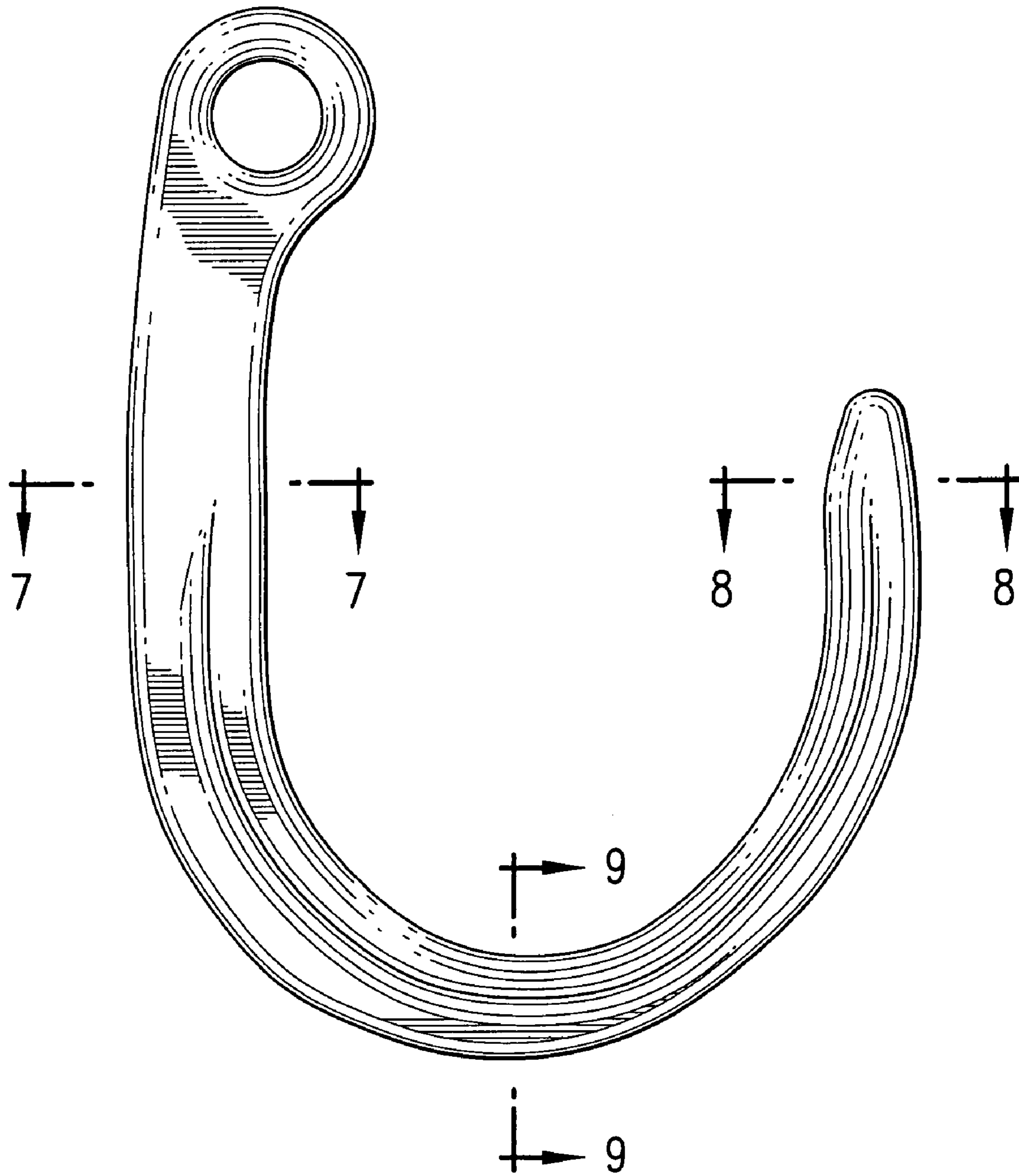


FIG. 2

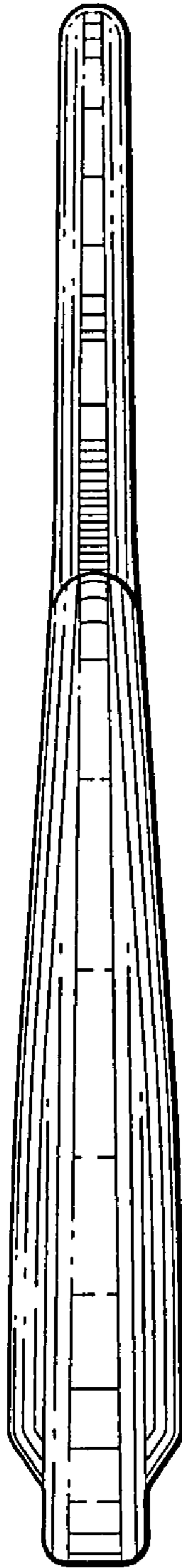


FIG. 3



FIG. 4

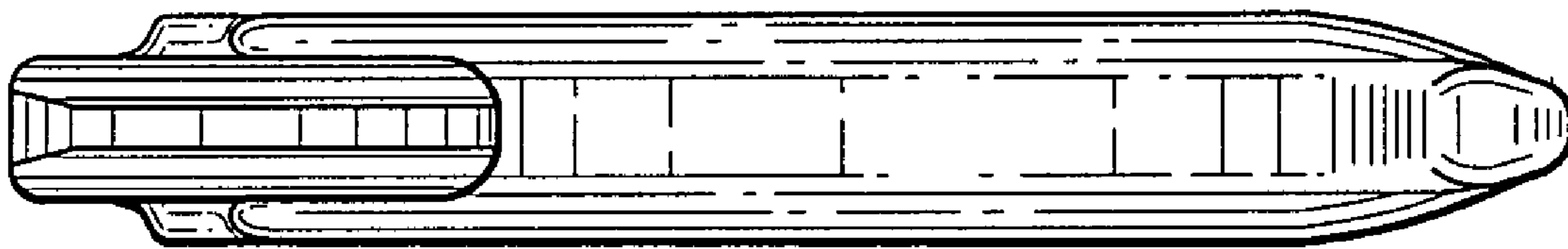


FIG. 5

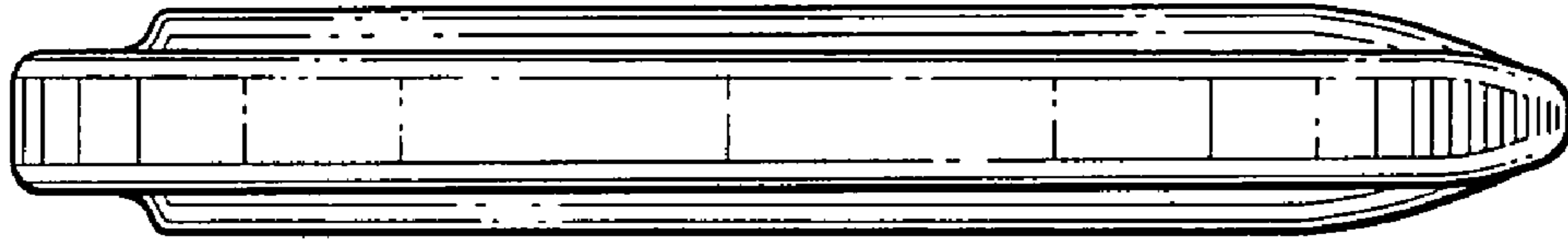


FIG. 6

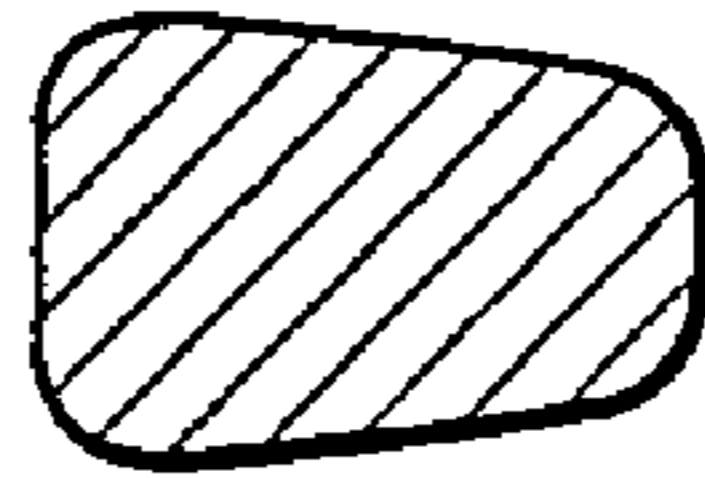


FIG. 7

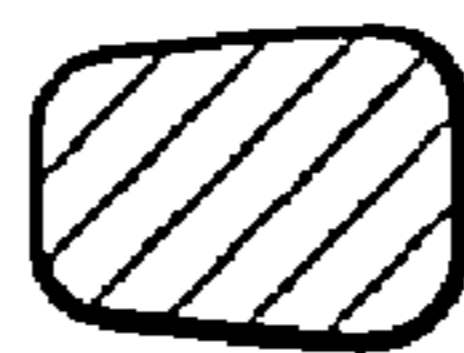


FIG. 8



FIG. 9