



US00D554482S

(12) **United States Design Patent**
Hager et al.

(10) **Patent No.:** **US D554,482 S**

(45) **Date of Patent:** **** Nov. 6, 2007**

(54) **HOOK**

(75) Inventors: **Roger T. Hager**, Woodbury, MN (US);
Mauro Porcini, Bregano (IT); **Peter J. Newbould**, Milan (IT); **Gabriel F. Zangari**, Milan (IT)

(73) Assignee: **3M Innovative Properties Company**,
St. Paul, MN (US)

(**) Term: **14 Years**

(21) Appl. No.: **29/250,817**

(22) Filed: **Dec. 1, 2006**

(51) **LOC (8) Cl.** **08-05**

(52) **U.S. Cl.** **D8/367**

(58) **Field of Classification Search** D8/367,
D8/354, 363, 370; 40/642.01; 211/59.1,
211/70.6; 248/205.3, 220.41, 220.43, 222.12,
248/304

See application file for complete search history.

(56) **References Cited**

U.S. PATENT DOCUMENTS

D307,539 S * 5/1990 Goodman et al. D8/367
D361,930 S * 9/1995 Fillipp et al. D8/367

D389,399 S * 1/1998 Bries et al. D8/367
D417,385 S * 12/1999 Bries et al. D8/367
6,131,864 A * 10/2000 Schumann 248/205.3
6,199,811 B1 * 3/2001 Fargo 248/304
D480,292 S * 10/2003 Johansson et al. D8/367
D486,057 S * 2/2004 Chen D8/367

* cited by examiner

Primary Examiner—T. Chase Nelson

Assistant Examiner—Barbara Blanton Lohr

(74) *Attorney, Agent, or Firm*—David B. Patchett

(57) **CLAIM**

The ornamental design for a hook, as shown and described.

DESCRIPTION

FIG. 1 is a perspective view of a hook showing the new design.

FIG. 2 is a front view thereof;


FIG. 3 is a left side view thereof, the right side view being a mirror image of the left side view shown;

FIG. 4 is a back view thereof;

FIG. 5 is a top view thereof; and,

FIG. 6 is a bottom view thereof.

1 Claim, 2 Drawing Sheets






FIG. 1

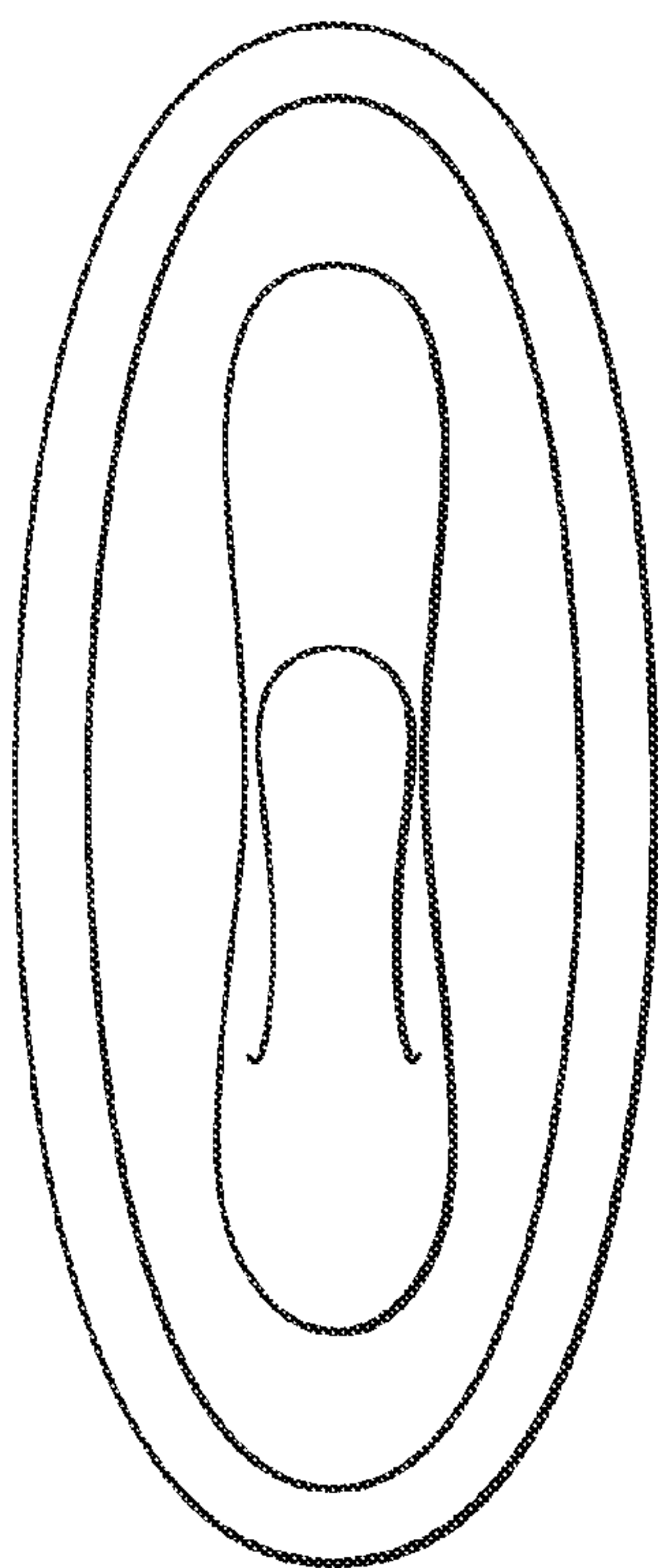


FIG. 2

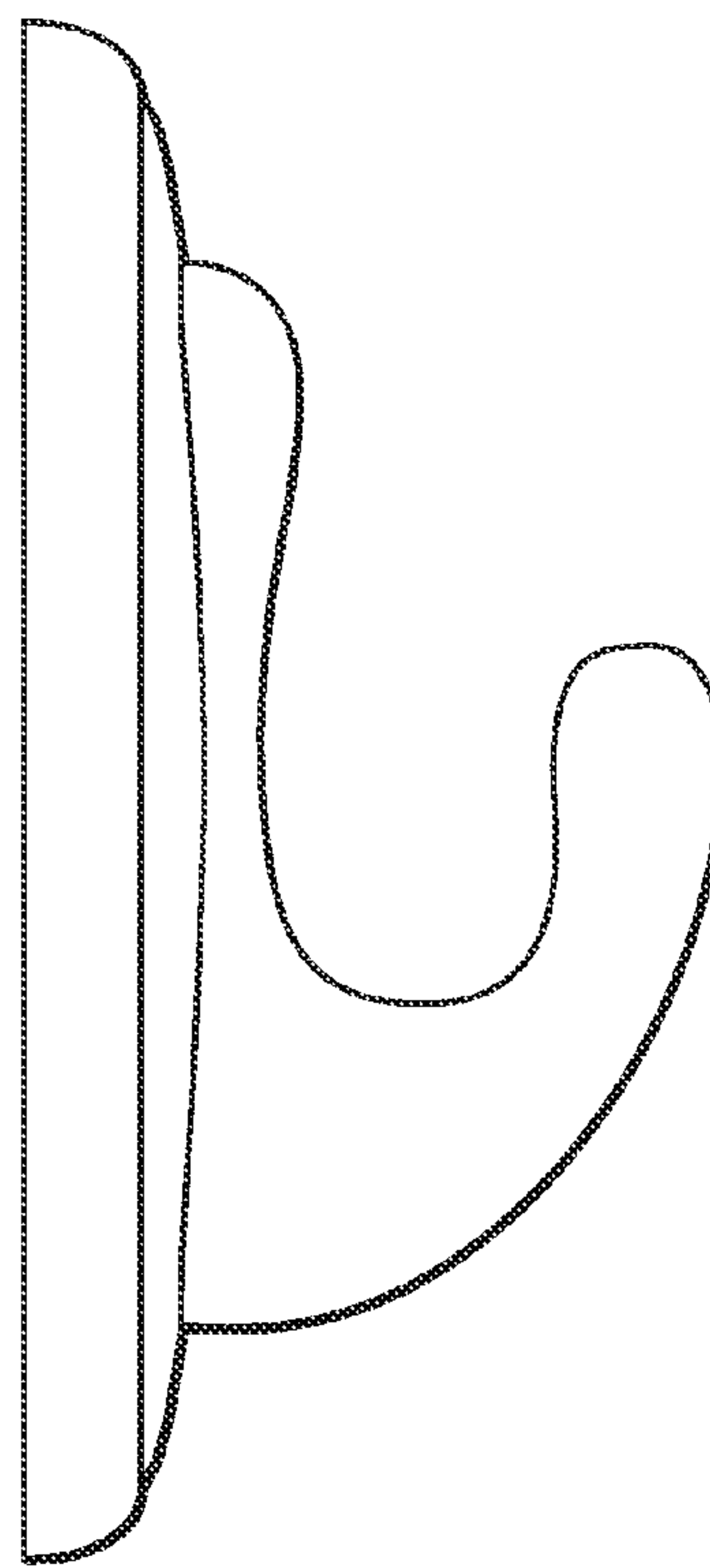


FIG. 3




FIG. 4

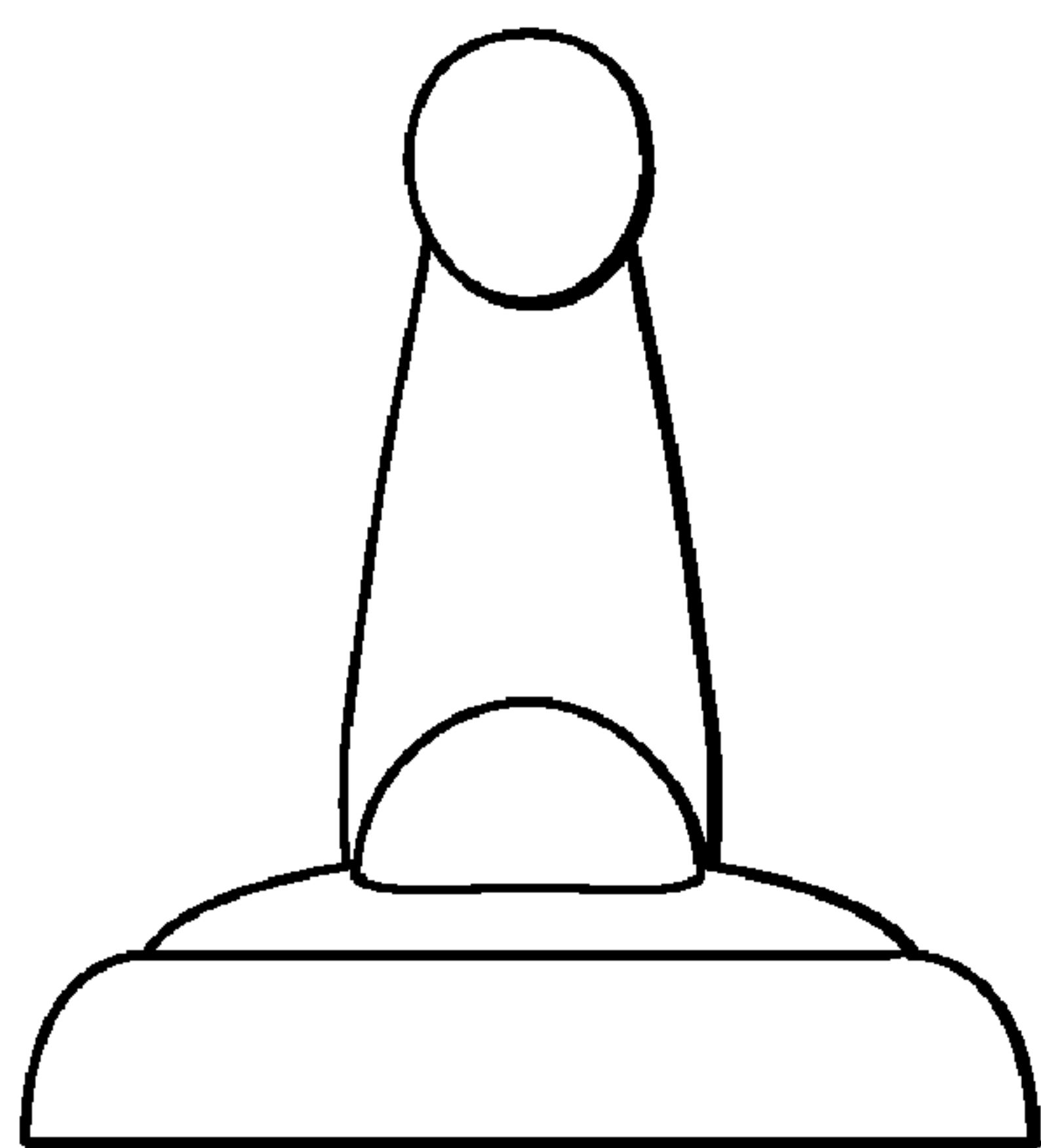


FIG. 5

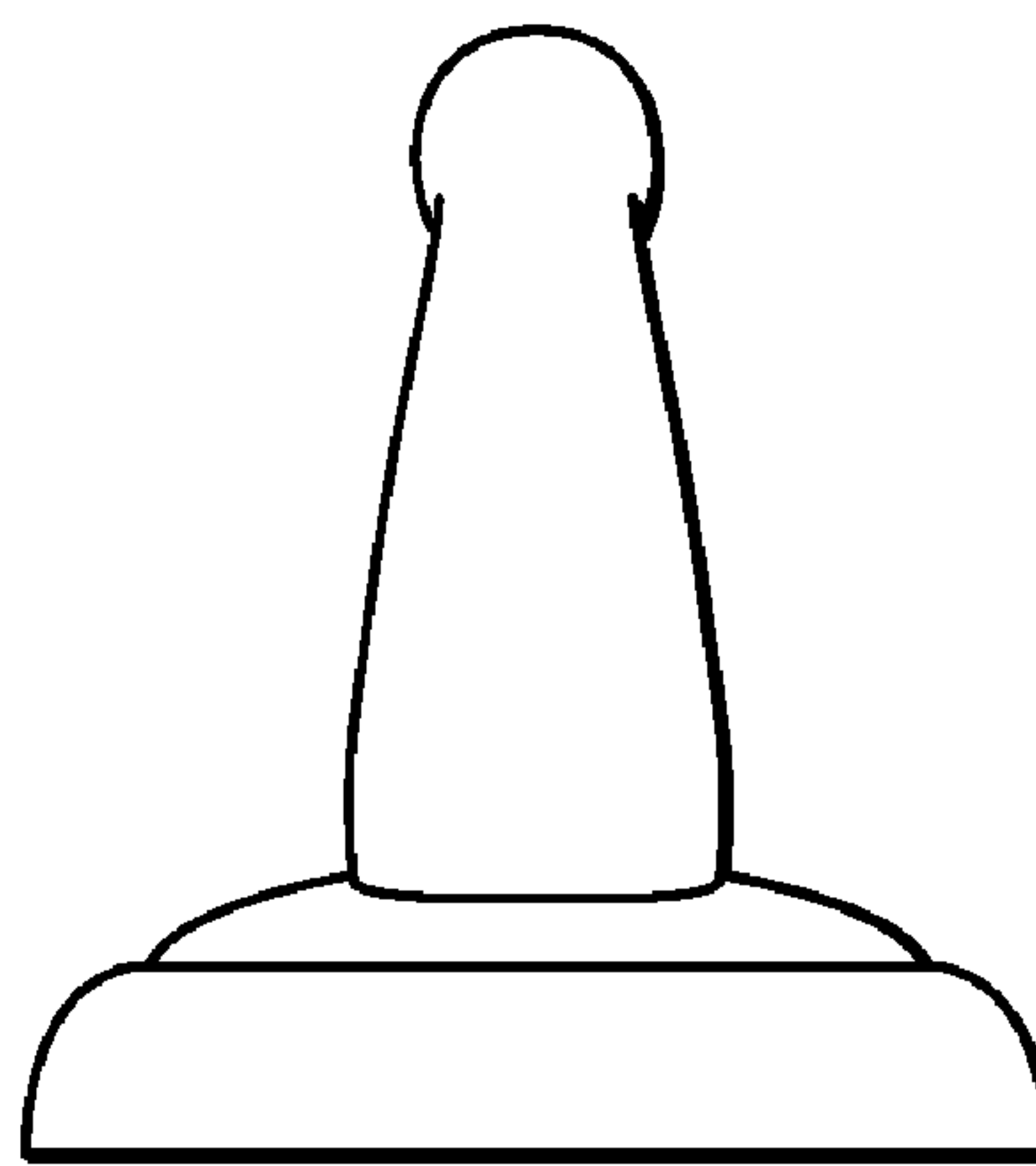


FIG. 6