



US00D554466S

(12) **United States Design Patent**
Jou

(10) **Patent No.:** **US D554,466 S**

(45) **Date of Patent:** **** Nov. 6, 2007**

(54) **CABINET HANDLE**

(76) **Inventor:** **Benjamin S. Jou**, 3F-2, No. 100
Hui-Won Seventh Street, Taichung
(TW)

(**) **Term:** **14 Years**

(21) **Appl. No.:** **29/247,888**

(22) **Filed:** **Jul. 18, 2006**

(51) **LOC (8) Cl.** **08-06**

(52) **U.S. Cl.** **D8/305**

(58) **Field of Classification Search** D8/300-302,
D8/305, 315-320, DIG. 1, DIG. 2; D7/393-395,
D7/396.4, 567; D20/11; D3/276, 279, 282,
D3/291; 16/110.1; 292/347, 356, 357, 336.3;
D23/250-252

See application file for complete search history.

(56) **References Cited**

U.S. PATENT DOCUMENTS

D197,052 S * 12/1963 Morgan D8/317
D199,614 S * 11/1964 Heyer D8/305

D246,426 S * 11/1977 Ridgway et al. D8/318
D356,724 S * 3/1995 Chieda D8/305
D411,794 S * 7/1999 O'Neil D8/305
D437,202 S * 2/2001 O'Neil D8/317
D463,210 S * 9/2002 Coudurier D7/394

* cited by examiner

Primary Examiner—Paula A. Greene

(74) *Attorney, Agent, or Firm*—Price Heneveld Cooper
DeWitt & Litton LLP

(57) **CLAIM**

The ornamental design for a cabinet handle, as shown and described.

DESCRIPTION

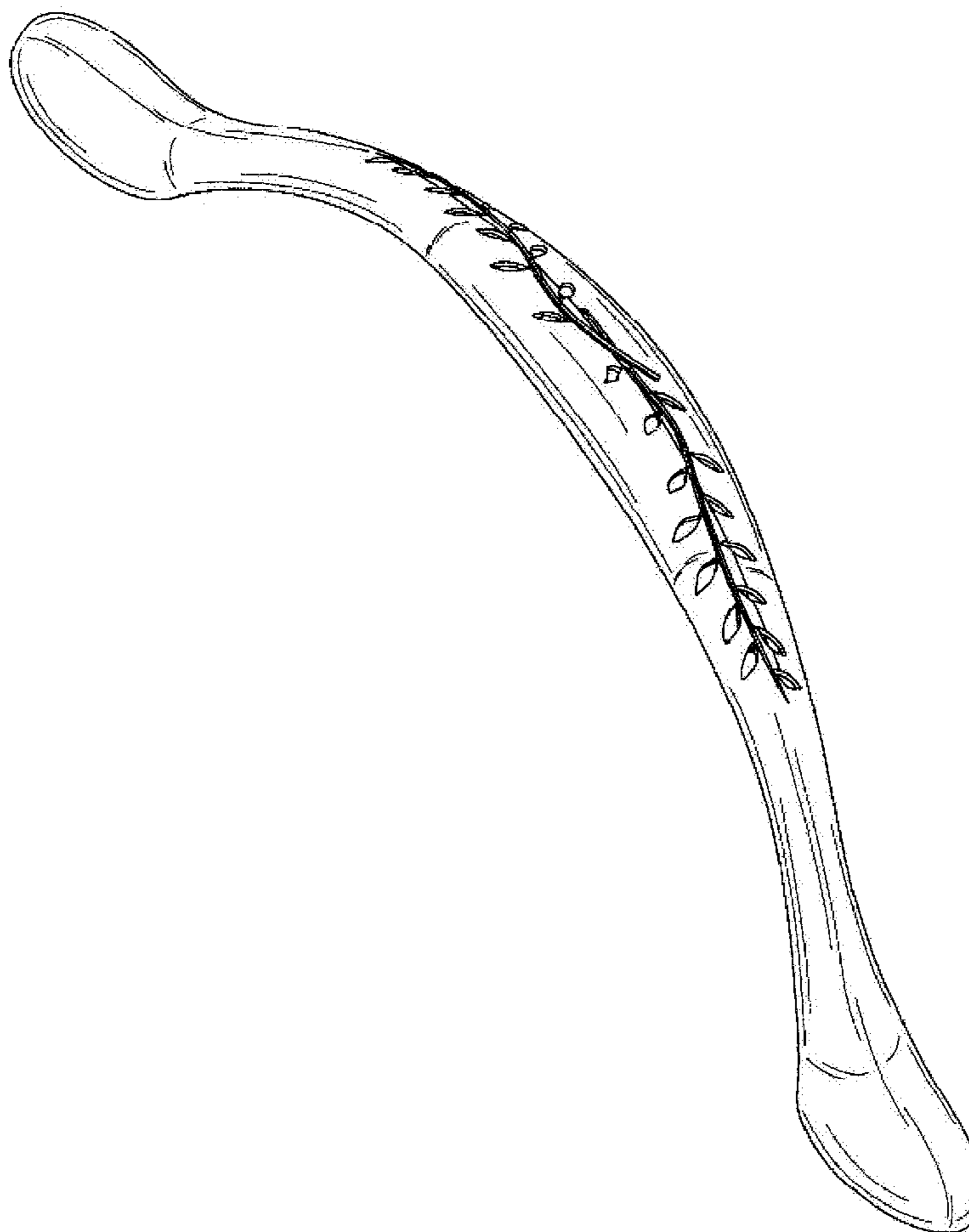
FIG. 1 is a perspective view of the cabinet handle showing my new design;

FIG. 2 is a top view thereof, the undisclosed bottom is not part of the claimed design;

FIG. 3 is a side view thereof; and,

FIG. 4 is a front view thereof.

1 Claim, 3 Drawing Sheets



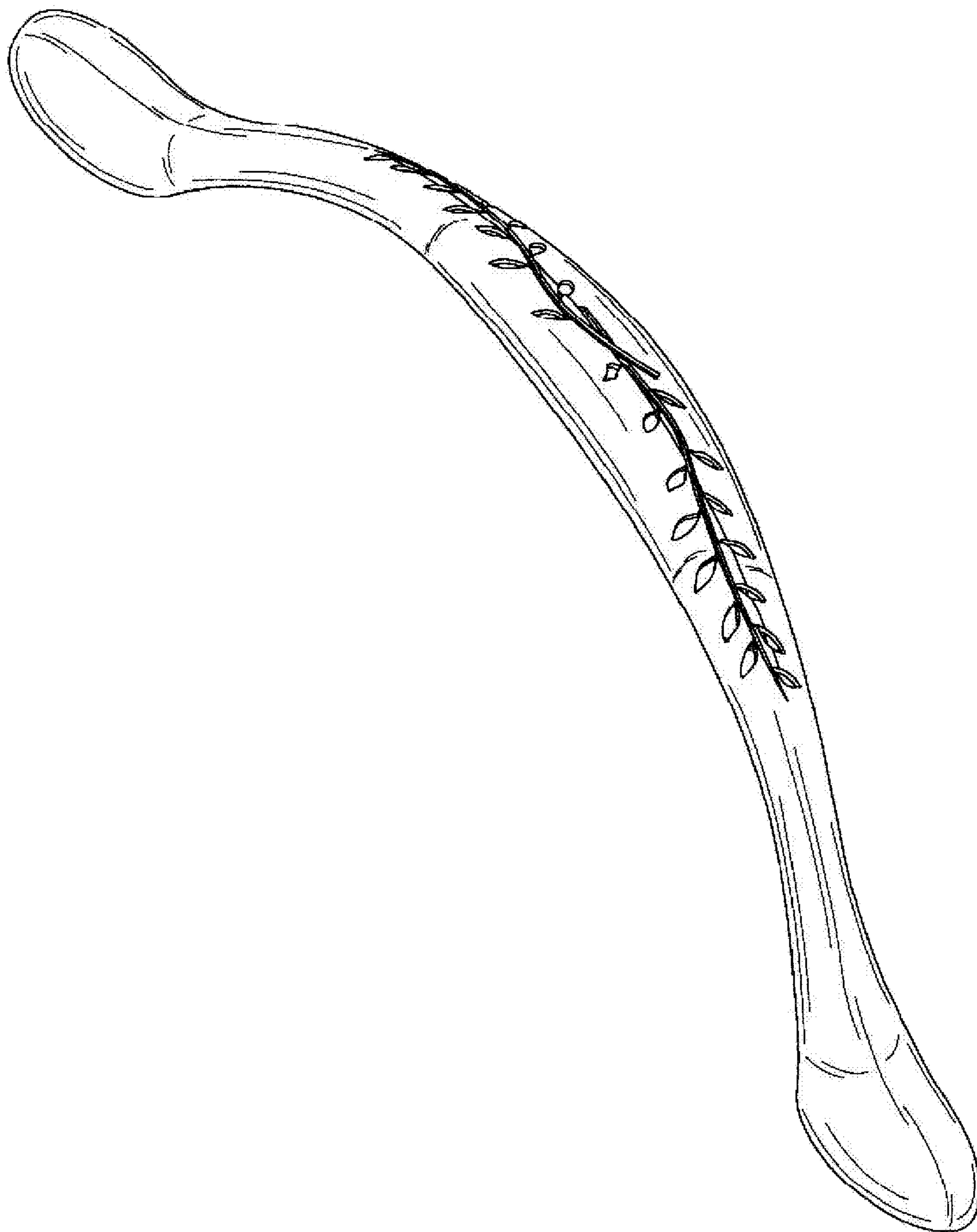


FIG. 1

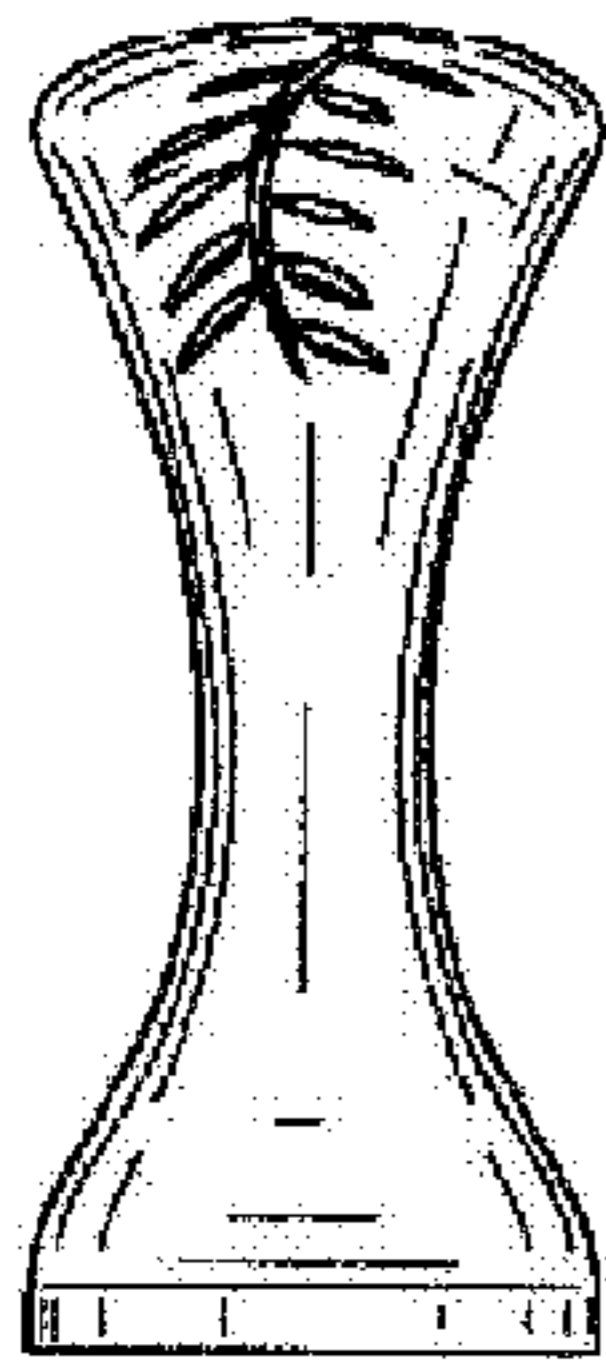


FIG. 2




FIG. 3




FIG. 4