



US00D554464S

(12) **United States Design Patent**
Yah

(10) **Patent No.:** **US D554,464 S**

(45) **Date of Patent:** **** Nov. 6, 2007**

(54) **HANDGRIP**

(75) **Inventor:** **Larry Yah**, Kueishan Hsiang Taoyuan
Hsien (TW)

(73) **Assignee:** **Great-Elite Industrial Co., Ltd.**,
Taoyuan County (TW)

(**) **Term:** **14 Years**

(21) **Appl. No.:** **29/260,520**

(22) **Filed:** **May 26, 2006**

(51) **LOC (8) Cl.** **08-05**

(52) **U.S. Cl.** **D8/107**

(58) **Field of Classification Search** D8/75-80,
D8/107, 303, 82-87, 21-29, DIG. 8; D7/393,
D7/395, 650, 401.2; 16/110.1, 421, 430;
81/19-23, 26, 489, 177.1

See application file for complete search history.

(56) **References Cited**

U.S. PATENT DOCUMENTS

- D298,010 S * 10/1988 Smith D8/90
- 5,911,798 A * 6/1999 Arnold 81/177.2
- D436,828 S * 1/2001 Benktzon et al. D8/107

- D453,465 S * 2/2002 Hsieh D8/107
- D454,047 S * 3/2002 Hung D8/107
- D530,586 S * 10/2006 Chen D8/99
- D536,233 S * 2/2007 Lin D8/107

* cited by examiner

Primary Examiner—Cathron C. Brooks

Assistant Examiner—Barbara Fox

(74) *Attorney, Agent, or Firm*—Rabin & Berdo, P.C.

(57) **CLAIM**

The ornamental design for a handgrip, as shown.

DESCRIPTION

FIG. 1 is a perspective view of a handgrip showing my new design;

FIG. 2 is a front view thereof;

FIG. 3 is a rear view thereof;

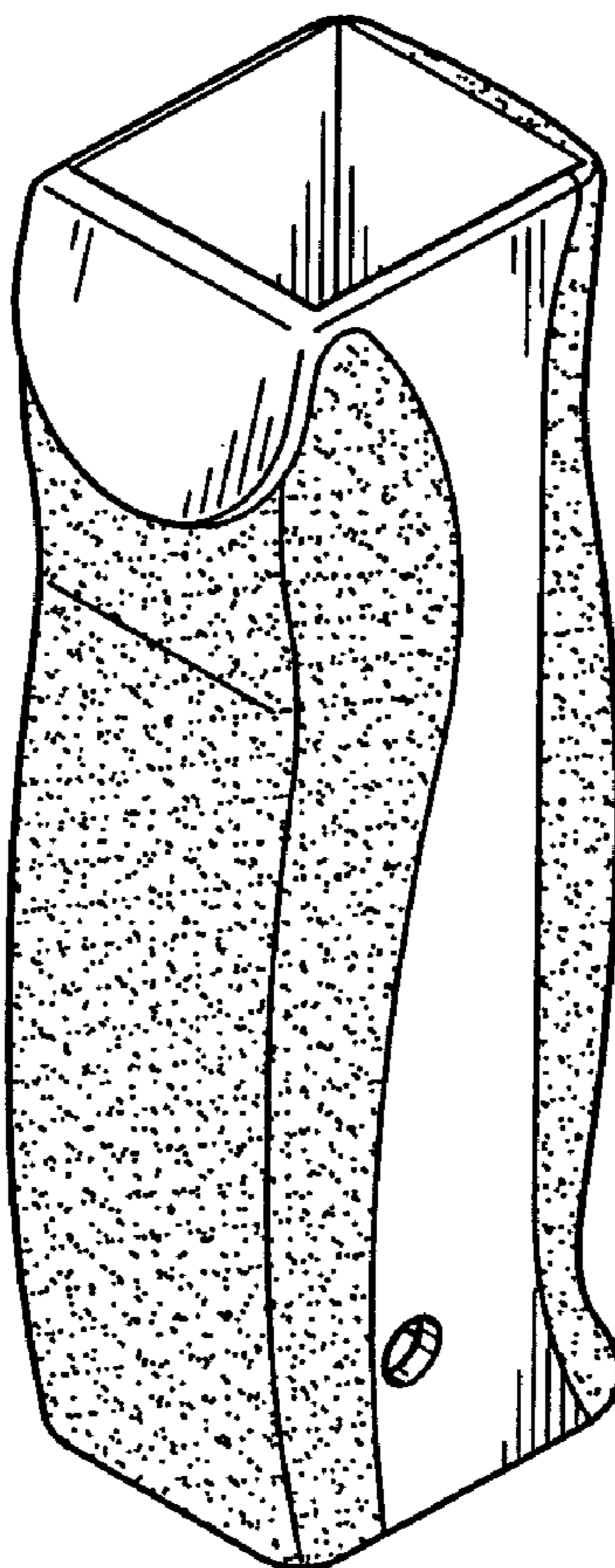
FIG. 4 is a left side view thereof;

FIG. 5 is a right side view thereof;

FIG. 6 is a top view thereof; and,

FIG. 7 is bottom view thereof.

1 Claim, 4 Drawing Sheets



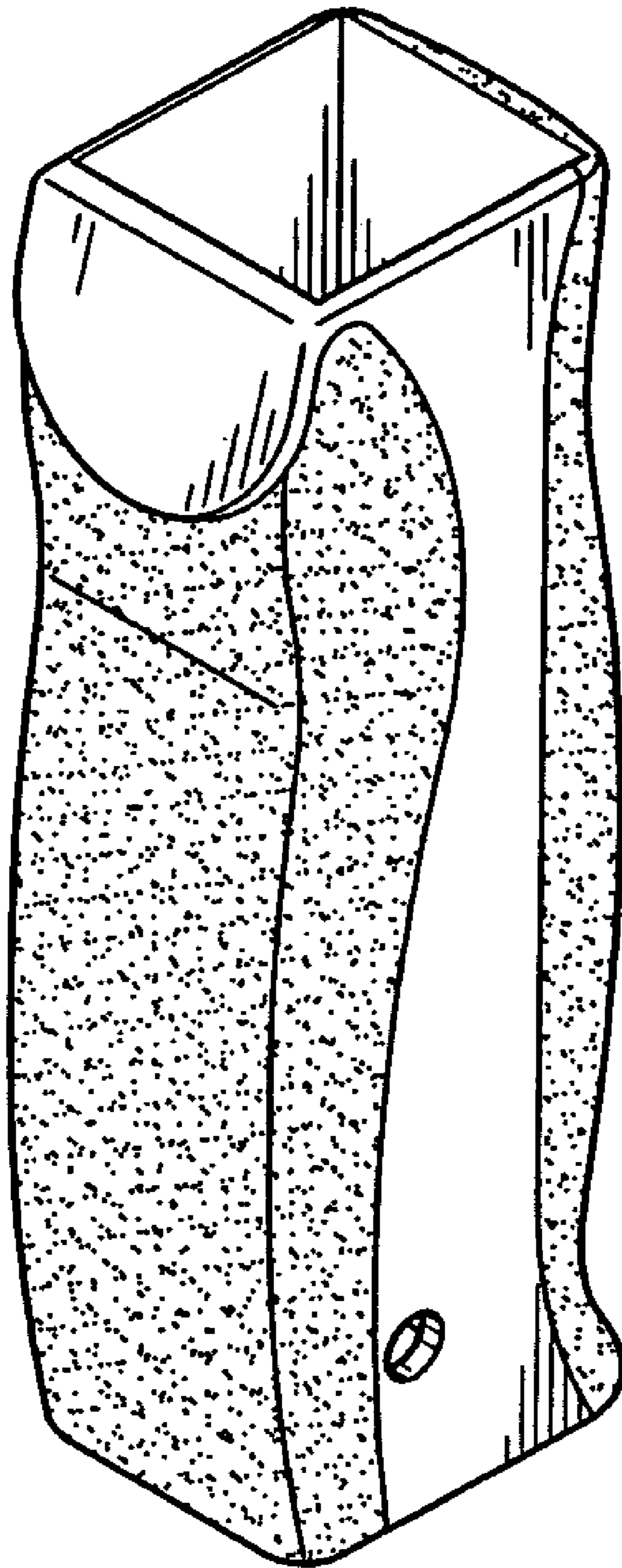


FIG. 1




FIG. 2

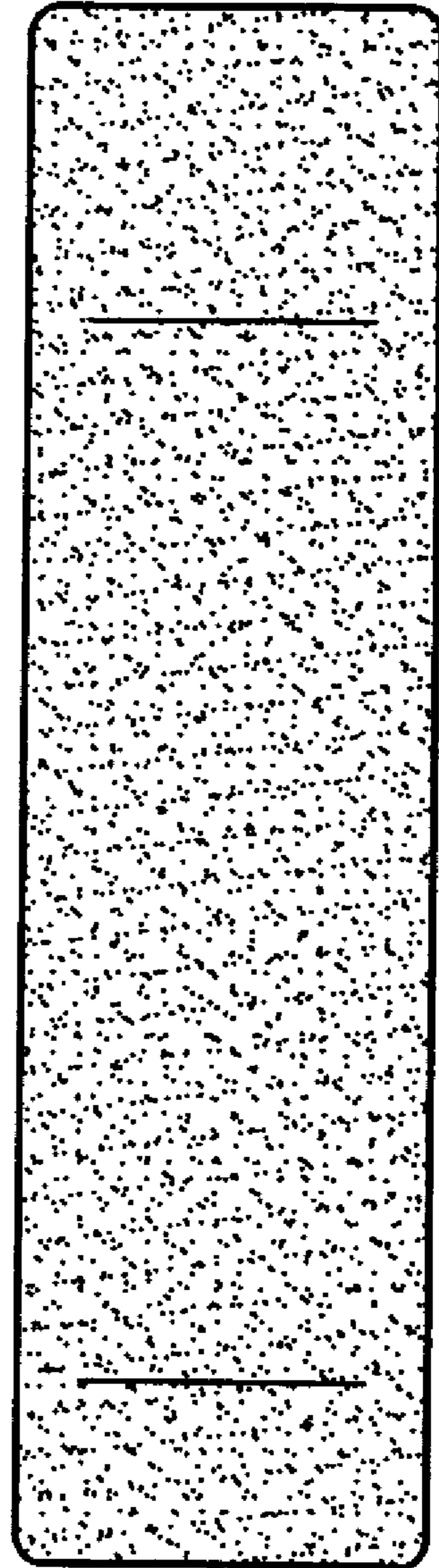


FIG. 3

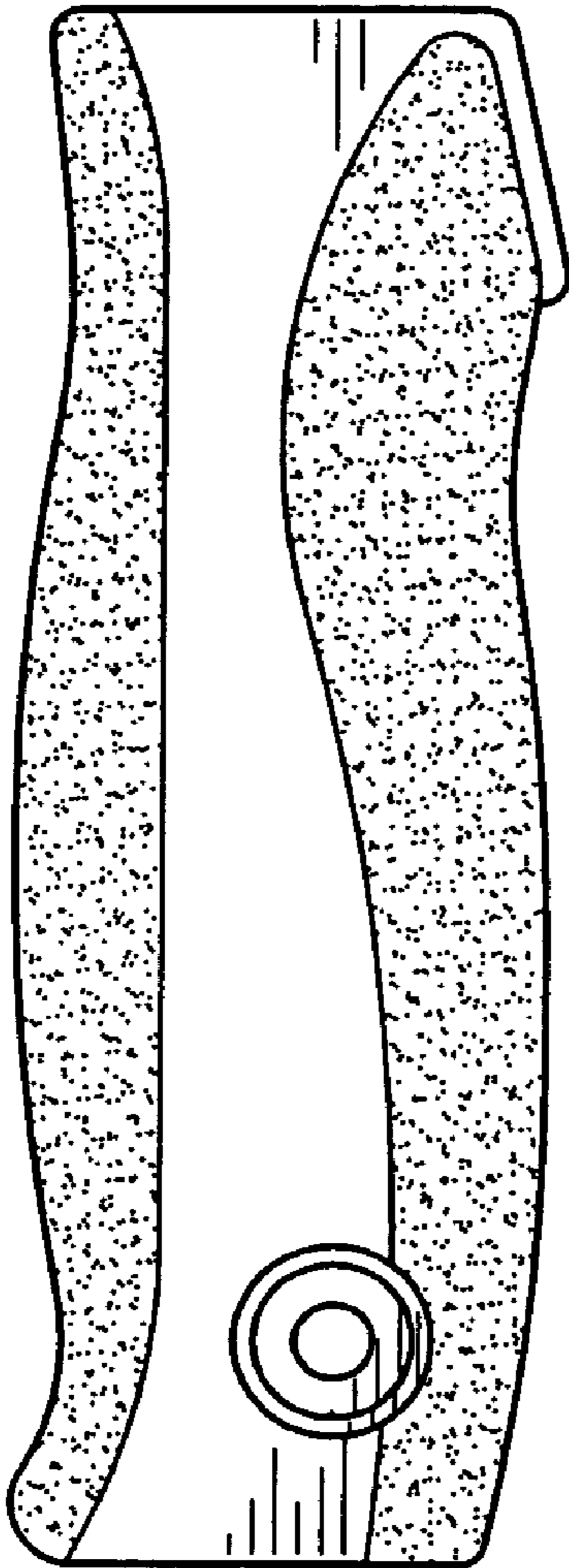


FIG. 4

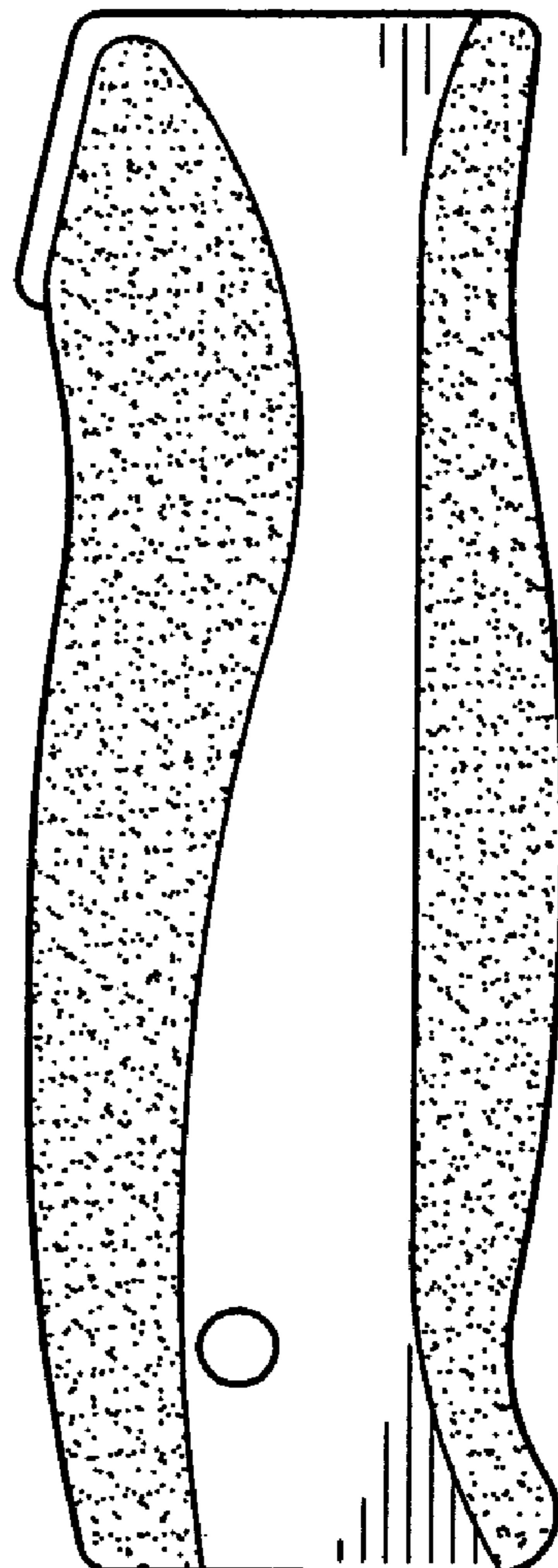


FIG. 5




FIG. 6




FIG. 7