



US00D554446S

(12) **United States Design Patent**
Richmond

(10) **Patent No.:** **US D554,446 S**

(45) **Date of Patent:** **** Nov. 6, 2007**

(54) **SPOON**

D277,447 S * 2/1985 Richmond, II D7/661
D489,947 S * 5/2004 Shane-Schuldt D7/661

(75) Inventor: **Colin Richmond**, Fairview, NC (US)

* cited by examiner

(73) Assignee: **Oneida, Ltd.**, Oneida, NY (US)

Primary Examiner—Caron D. Veynar

(**) Term: **14 Years**

Assistant Examiner—Ricky Pham

(21) Appl. No.: **29/288,161**

(74) *Attorney, Agent, or Firm*—Marjama Muldoon Blasiak & Sullivan LLP

(22) Filed: **May 31, 2007**

(57) **CLAIM**

(51) **LOC (8) Cl.** **07-03**

The ornamental design for a spoon, as shown and described.

(52) **U.S. Cl.** **D7/653**

(58) **Field of Classification Search** D7/368,

D7/401.2, 642–664, 688–692, 669, 675, 676,

D7/683; 30/137, 141, 142, 340, 147–150,

30/322–329, 342–345; 416/70 R

See application file for complete search history.

DESCRIPTION

FIG. 1 is a top plan view of a spoon, illustrating my new design;

FIG. 2 is a right side view thereof, the left side view being a mirror image;

FIG. 3 is a bottom view thereof;

FIG. 4 is a cross-sectional view taken through line 4—4 of FIG. 1; and,

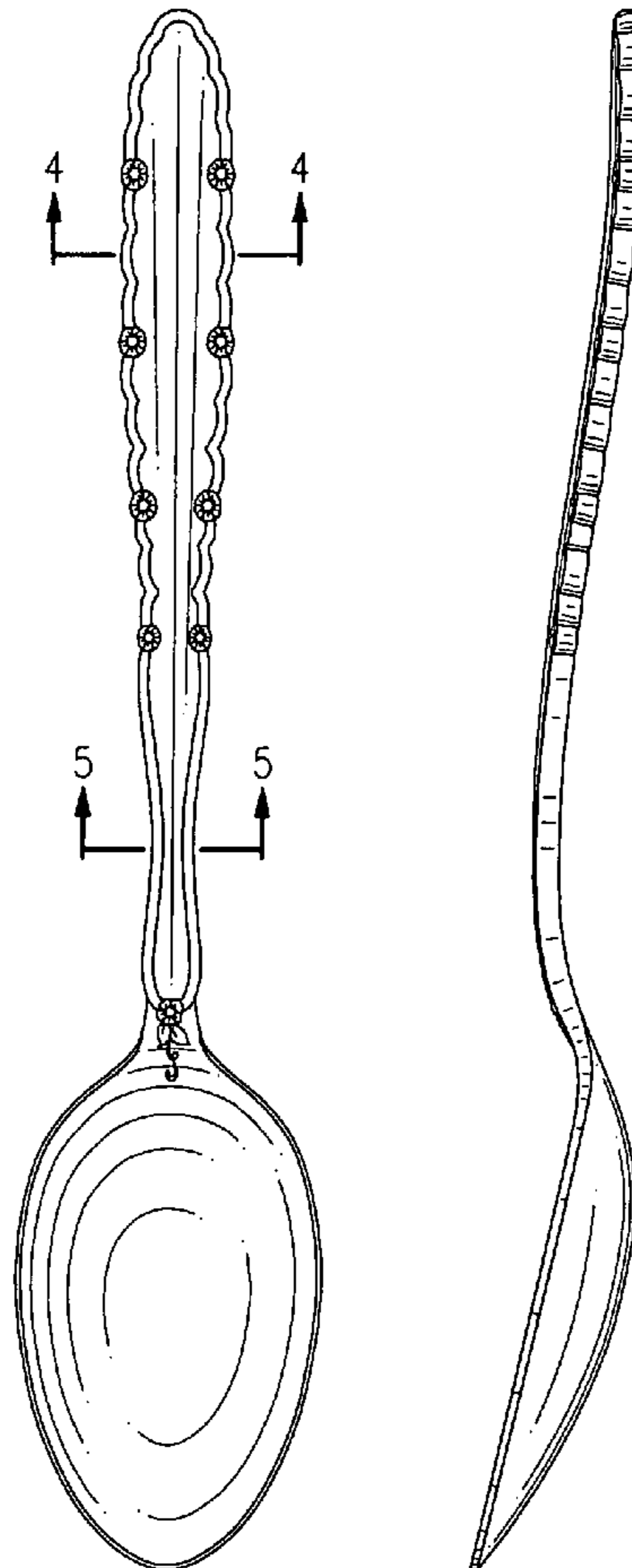
FIG. 5 is a cross-sectional view taken through line 5—5 of FIG. 1.

(56) **References Cited**

U.S. PATENT DOCUMENTS

D24,433 S *	6/1895	Smith	D7/662
D39,342 S *	6/1908	Clulee	D7/661
D180,325 S *	5/1957	Gavette	D7/654
D233,502 S *	11/1974	Rutland	D7/653
D234,739 S *	4/1975	Knope	D7/660

1 Claim, 1 Drawing Sheet



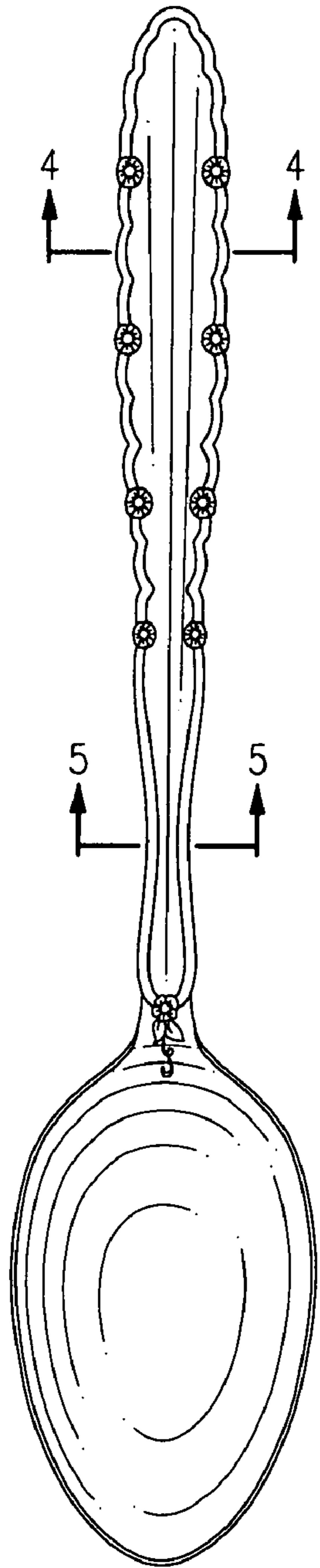


FIG. 1

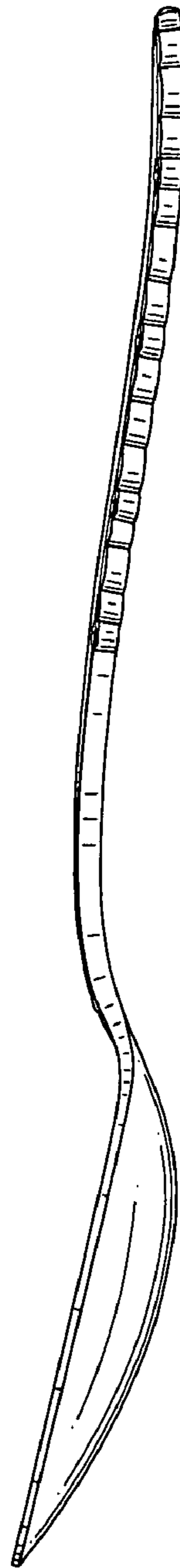


FIG. 2

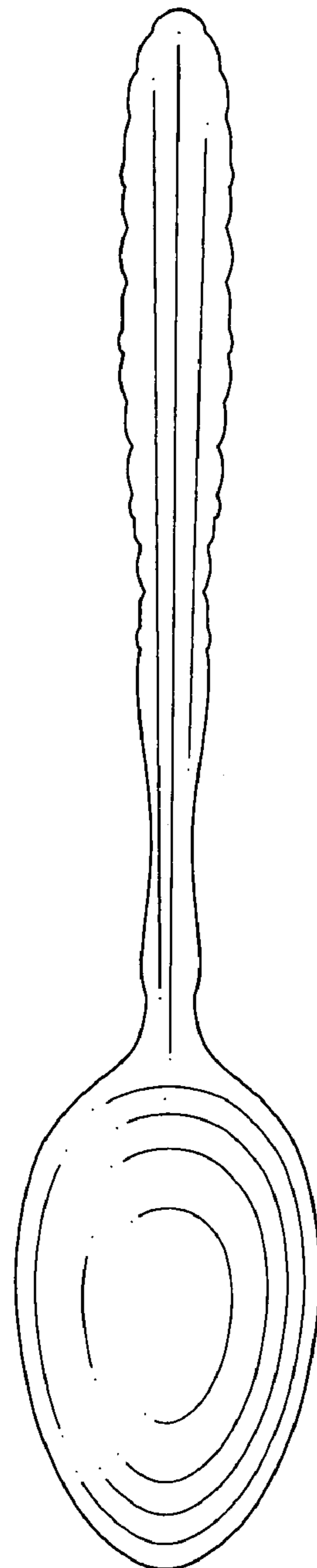


FIG. 3



FIG. 4



FIG. 5