



US00D554445S

(12) **United States Design Patent**
Richmond

(10) **Patent No.:** **US D554,445 S**

(45) **Date of Patent:** **** Nov. 6, 2007**

(54) **SPOON**

D499,940 S * 12/2004 Shane-Schuldt D7/662
D545,145 S * 6/2007 Ito D7/653

(75) Inventor: **Colin Richmond**, Fairview, NC (US)

* cited by examiner

(73) Assignee: **Oneida, Ltd.**, Oneida, NY (US)

Primary Examiner—Caron D. Veynar

(**) Term: **14 Years**

Assistant Examiner—Ricky Pham

(21) Appl. No.: **29/288,130**

(74) *Attorney, Agent, or Firm*—Marjama Muldoon Blasiak & Sullivan LLP

(22) Filed: **May 31, 2007**

(57) **CLAIM**

(51) **LOC (8) Cl.** **07-03**

The ornamental design for a spoon, as shown and described.

(52) **U.S. Cl.** **D7/653**

DESCRIPTION

(58) **Field of Classification Search** D7/368,
D7/401.2, 642–664, 688–692, 669, 675, 676,
D7/683; 30/137, 141, 142, 340, 147–150,
30/322–329, 342–345; 416/70 R

FIG. 1 is a left side view of a spoon, illustrating my new design;

FIG. 2 is a top plan view thereof;

FIG. 3 is a right side view thereof;

FIG. 4 is a bottom view thereof;

FIG. 5 is a cross-sectional view taken through line 5–5 of FIG. 2; and,

FIG. 6 is a cross-sectional view taken through line 6–6 of FIG. 2.

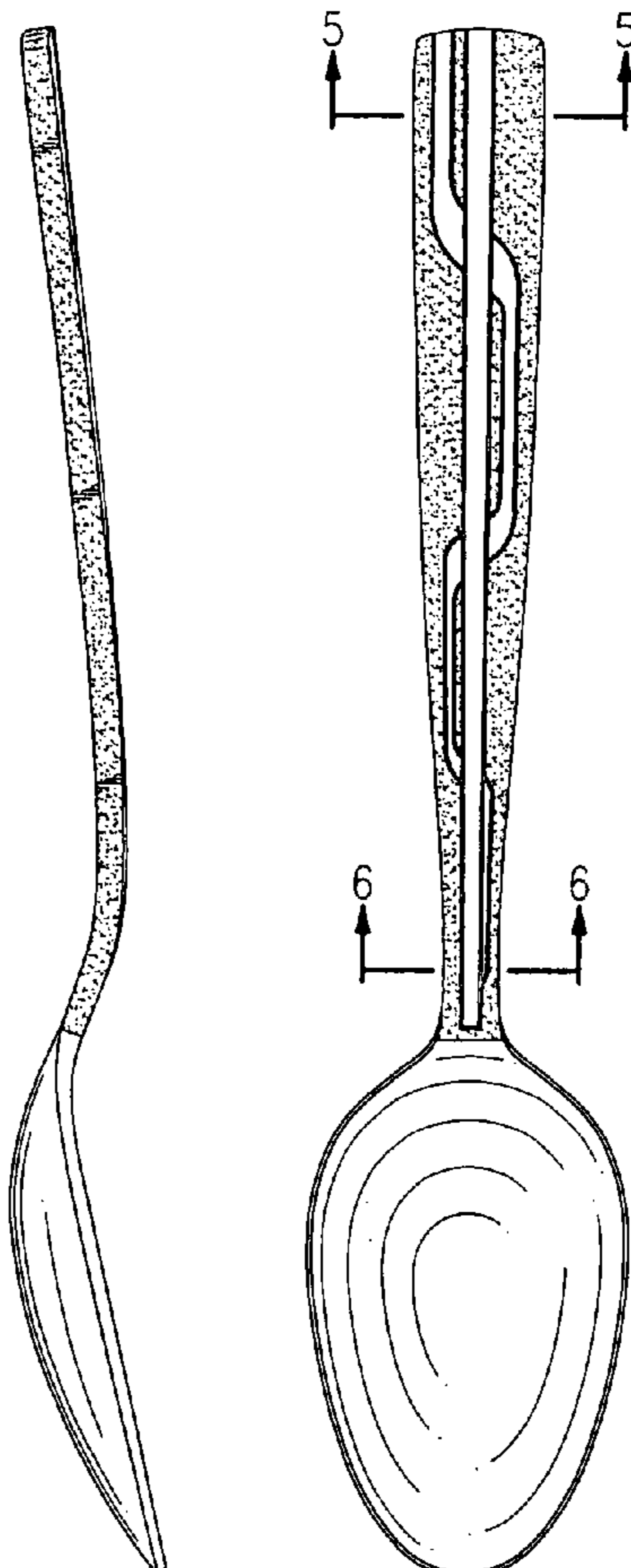
See application file for complete search history.

(56) **References Cited**

U.S. PATENT DOCUMENTS

D205,861 S *	9/1966	Ikeda	D7/663
D225,896 S *	1/1973	Manderfield	D7/662
D447,919 S *	9/2001	Junko	D7/653
D490,281 S *	5/2004	Junko	D7/653
D490,283 S *	5/2004	Ito	D7/662

1 Claim, 1 Drawing Sheet



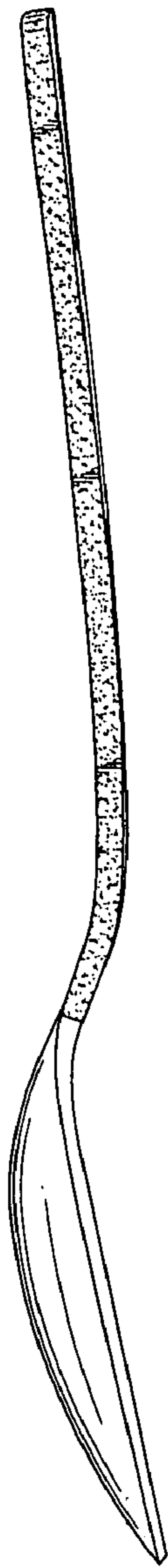


FIG. 1

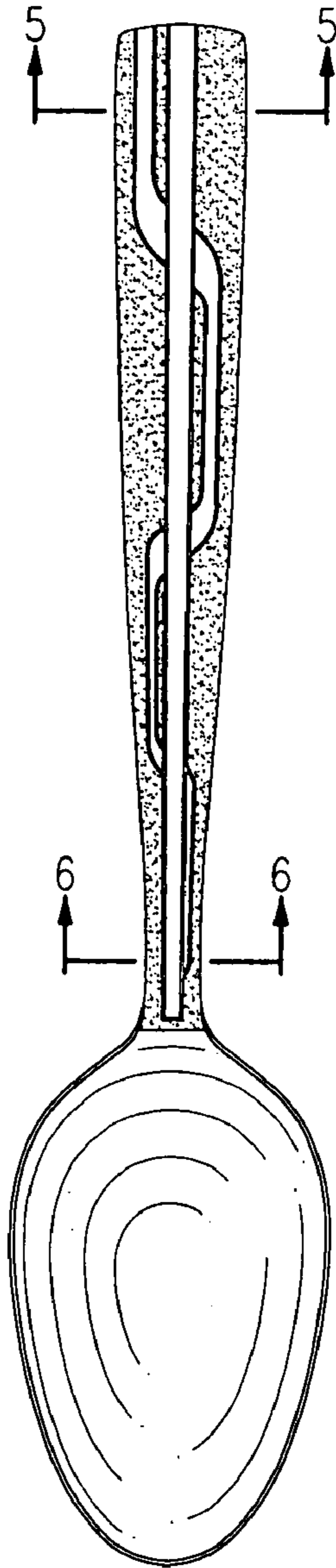


FIG. 2

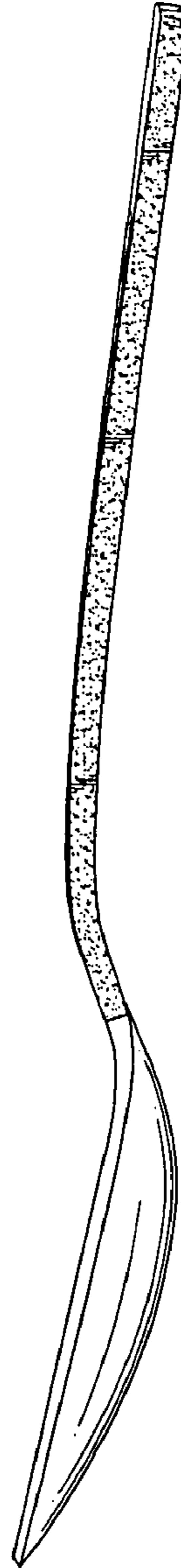


FIG. 3

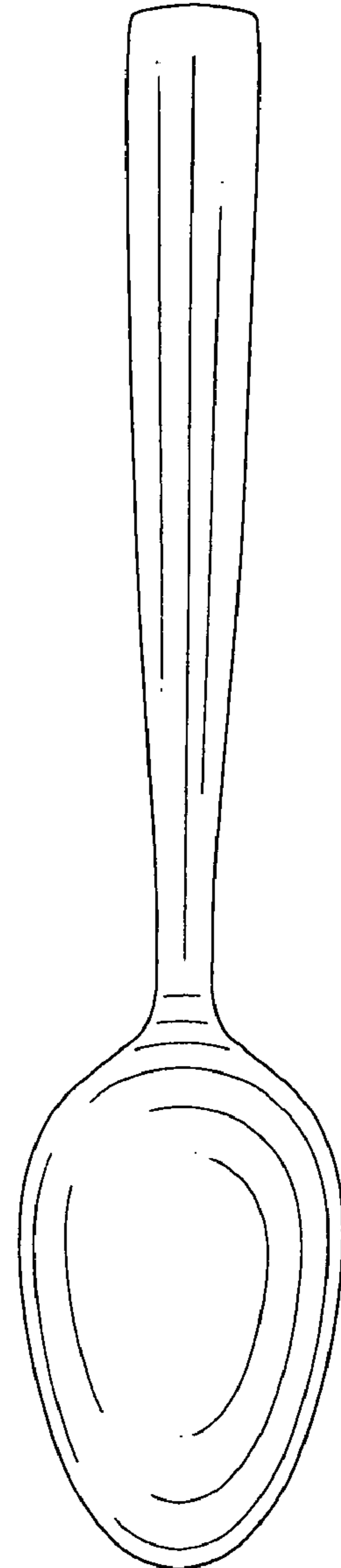


FIG. 4



FIG. 5



FIG. 6