



US00D554442S

(12) **United States Design Patent**
Croll

(10) **Patent No.:** **US D554,442 S**

(45) **Date of Patent:** **** Nov. 6, 2007**

(54) **SPOON**

(75) Inventor: **William B. Croll**, Vernon, NY (US)

(73) Assignee: **Oneida, Ltd.**, Oneida, NY (US)

(**) Term: **14 Years**

(21) Appl. No.: **29/288,114**

(22) Filed: **May 31, 2007**

(51) **LOC (8) Cl.** **07-03**

(52) **U.S. Cl.** **D7/653**

(58) **Field of Classification Search** D7/368,
D7/401.2, 642-665, 688-692, 669, 675, 676,
D7/683; 30/137, 141, 142, 340, 147-150,
30/322-329, 342-345; 416/70 R; D10/57;
D24/147; 606/161

See application file for complete search history.

(56) **References Cited**

U.S. PATENT DOCUMENTS

D438,305 S *	2/2001	Ripich et al.	D24/147
D487,803 S *	3/2004	Ripich et al.	D24/147
D490,280 S *	5/2004	Shane-Schuldt	D7/653
D494,272 S *	8/2004	Ripich et al.	D24/147
D509,590 S *	9/2005	Cho	D24/147

D535,575 S *	1/2007	Howansky et al.	D10/57
D544,317 S *	6/2007	Shane-Schuldt	D7/653
2004/0092981 A1 *	5/2004	Barlow et al.	606/161

* cited by examiner

Primary Examiner—Caron D. Veynar

Assistant Examiner—Ricky Pham

(74) *Attorney, Agent, or Firm*—Marjama Muldoon Blasiak & Sullivan LLP

(57) **CLAIM**

The ornamental design for a spoon, as shown and described.

DESCRIPTION

FIG. 1 is a top plan view of a spoon, illustrating my new design;

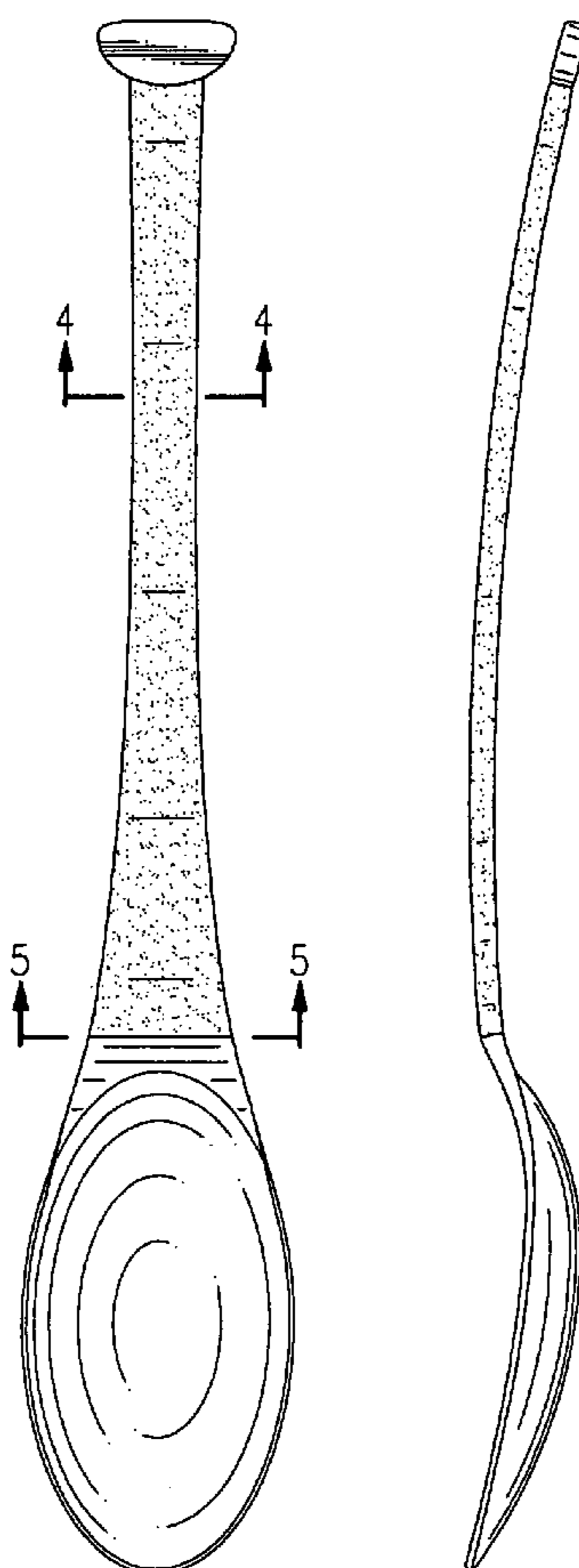
FIG. 2 is a right side view thereof, the left side view being a mirror image;

FIG. 3 is a bottom view thereof;

FIG. 4 is a cross-sectional view taken through line 4—4 of FIG. 1; and,

FIG. 5 is a cross-sectional view taken through line 5—5 of FIG. 1.

1 Claim, 1 Drawing Sheet



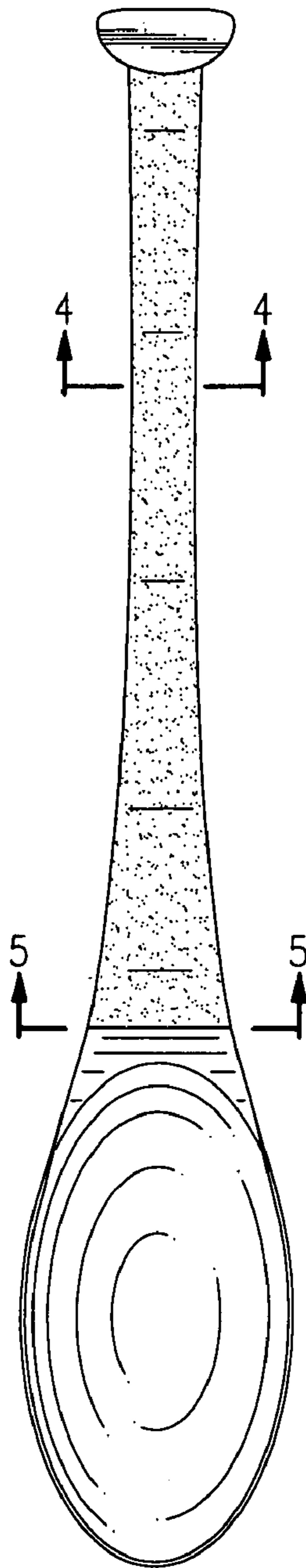


FIG. 1

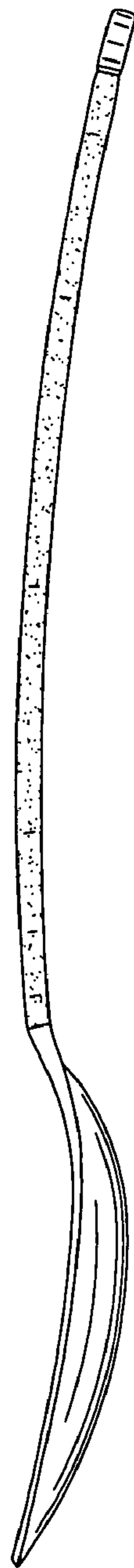


FIG. 2

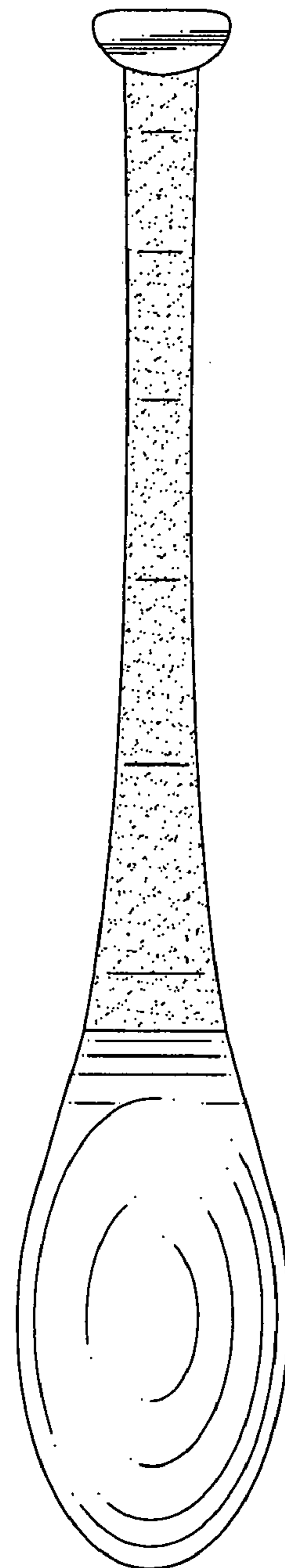


FIG. 3



FIG. 4



FIG. 5