



US00D554437S

(12) **United States Design Patent** (10) **Patent No.:** **US D554,437 S**
Ono (45) **Date of Patent:** **** Nov. 6, 2007**

(54) **KNIFE**
(75) Inventor: **Takeshi Ono**, Seki (JP)
(73) Assignee: **Kai U.S.A., Ltd.**, Tualatin, OR (US)
(**) Term: **14 Years**
(21) Appl. No.: **29/257,929**
(22) Filed: **Apr. 12, 2006**

D365,134 S 12/1995 Manasco
D379,293 S 5/1997 Schultz
5,692,308 A * 12/1997 Di Libero 30/353
D392,870 S 3/1998 Balolia
D398,476 S * 9/1998 Stokes D7/401.2
D400,059 S * 10/1998 Cohen et al. D7/649
D425,365 S 5/2000 Chien
D438,085 S 2/2001 Onion
6,213,055 B1 4/2001 Willinger et al.
D445,313 S 7/2001 Jorge

(Continued)

(51) **LOC (8) Cl.** **07-03**
(52) **U.S. Cl.** **D7/649**
(58) **Field of Classification Search** D4/138;
D7/393, 395, 401.2, 642-646, 649-653, 662-664,
D7/688, 695-696; D8/10, 36, 75, 80, 83,
D8/87, 98, 99, 102, 107, 300, 303; D18/34.9;
D22/118; 30/123.5-123.7, 124-125, 128,
30/142-143, 147-149, 169, 295, 304, 316,
30/329, 340, 342-346, 353, 355, 394
See application file for complete search history.

OTHER PUBLICATIONS

The UK Patent Office—Designs Register Enquiry, Designs Full Detail for UK Registered Design Patent No. 3004234, granted Sep. 17, 2002, <http://webdb4patent.gov.uk/designs?csbdesign=3004234>, download date of Jul 25, 2006.

Primary Examiner—Cathron C. Brooks
Assistant Examiner—Ricky Pham
(74) *Attorney, Agent, or Firm*—Seed IP Law Group PLLC

(56) **References Cited**

U.S. PATENT DOCUMENTS

2,492,096 A 12/1949 Juengst
3,488,845 A 1/1970 Tausenfreundt
D218,216 S 7/1970 Hopcraft et al.
4,203,213 A 5/1980 Mollica
D256,548 S 8/1980 Grunstad
D269,244 S * 6/1983 Becher et al. D7/650
D274,399 S 6/1984 Olsen, Jr.
D283,001 S 3/1986 Pashley et al.
D299,807 S 2/1989 Sawa
D302,092 S * 7/1989 Cohen et al. D7/650
4,955,139 A 9/1990 Clotten et al.
D317,847 S 7/1991 Loveless
D318,002 S 7/1991 Loveless
5,081,770 A 1/1992 Fierthaler
D324,326 S * 3/1992 Lu D7/650
D326,393 S 5/1992 Wilhite

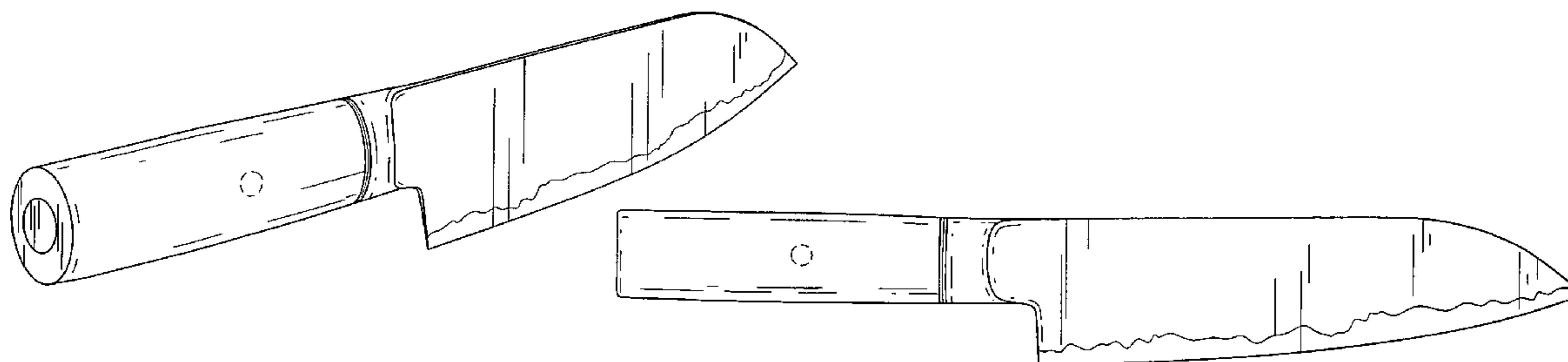
(57) **CLAIM**

The ornamental design for a knife, as shown and described.

DESCRIPTION

FIG. 1 is a back-side perspective view of a knife showing my new design.
FIG. 2 is a rear elevational view thereof.
FIG. 3 is a right side elevational view thereof.
FIG. 4 is a front elevational view thereof.
FIG. 5 is a left side elevational view thereof.
FIG. 6 is a bottom plan view thereof; and,
FIG. 7 is a top plan view thereof.
The broken lines shown in FIGS. 1 & 3 are for illustrative purposes only and form no part of the claimed design.

1 Claim, 3 Drawing Sheets



US D554,437 S

Page 2

U.S. PATENT DOCUMENTS

D448,253 S	9/2001	Staib, Jr. et al.		D474,654 S	5/2003	Hasegawa	
D450,557 S	11/2001	McCalla et al.		D474,669 S	5/2003	Onion	
D452,129 S *	12/2001	McCalla et al.	D8/107	6,569,685 B1	5/2003	Carlson et al.	
D454,768 S	3/2002	Onion		D479,104 S	9/2003	Onion	
D455,937 S *	4/2002	Huebner	D7/649	6,625,890 B2 *	9/2003	Hufnagel et al.	30/344
6,381,855 B1 *	5/2002	Lin	30/295	D483,625 S *	12/2003	Chien	D7/649
6,418,820 B1	7/2002	Lamond et al.		D503,873 S *	4/2005	Bodum	D7/649
6,427,334 B2	8/2002	Onion		D508,838 S	8/2005	Meizlish et al.	
D462,581 S	9/2002	Parlowski		D514,419 S *	2/2006	Henriksen	D8/98
D462,582 S	9/2002	Parlowski		D539,082 S	3/2007	Molayem	
D468,972 S	1/2003	Chen		D539,616 S	4/2007	Taylor et al.	

* cited by examiner

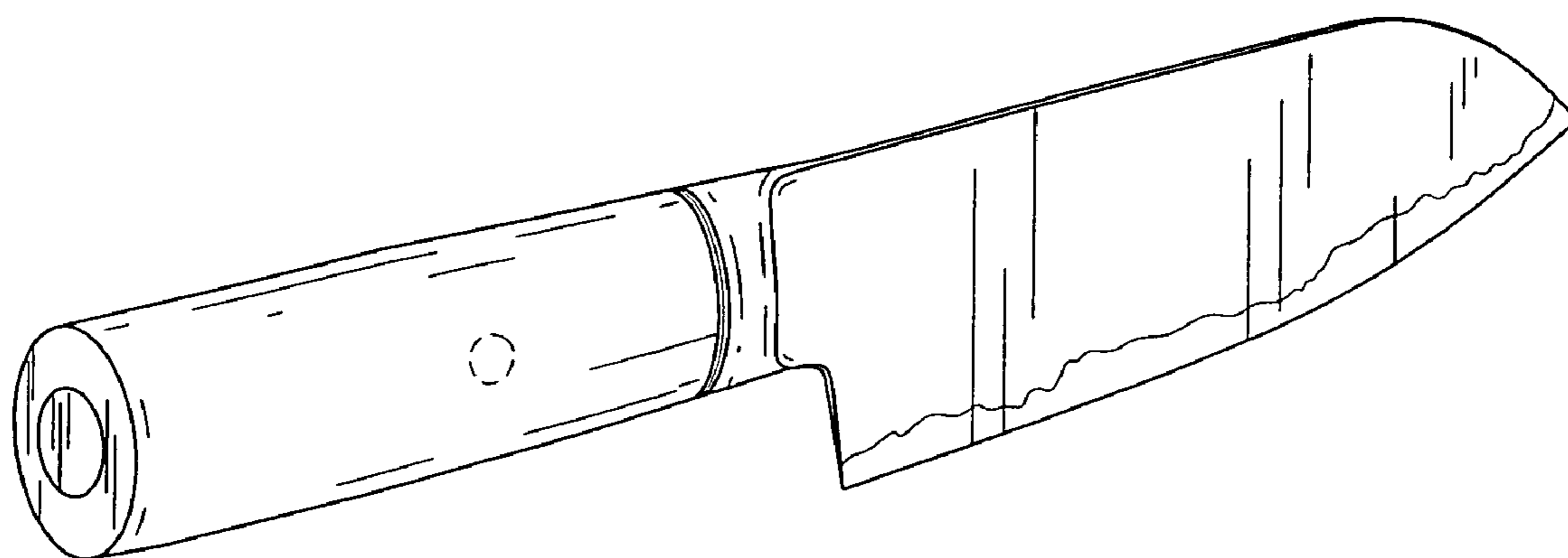


FIG. 1

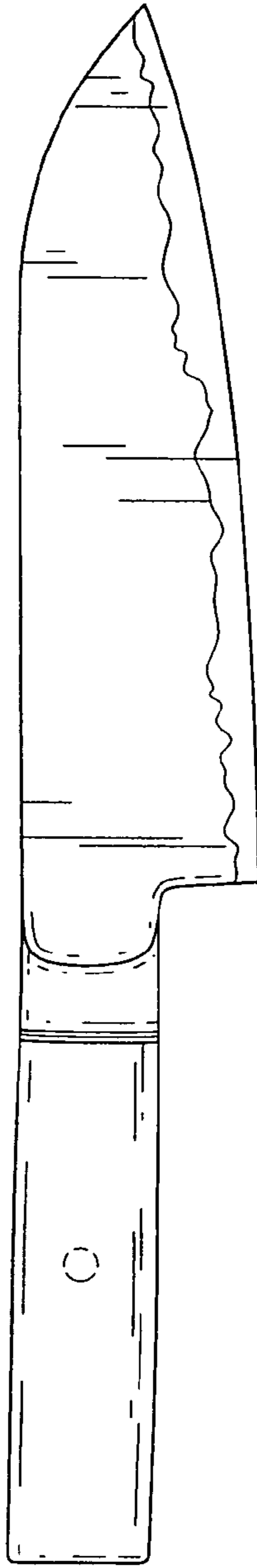


FIG. 2




FIG. 3

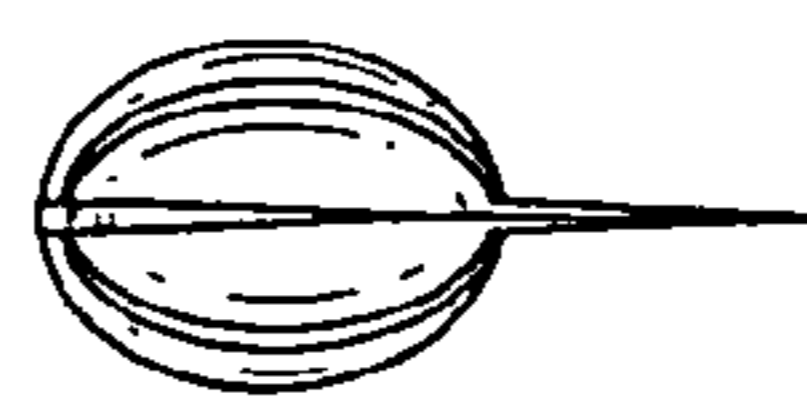


FIG. 4

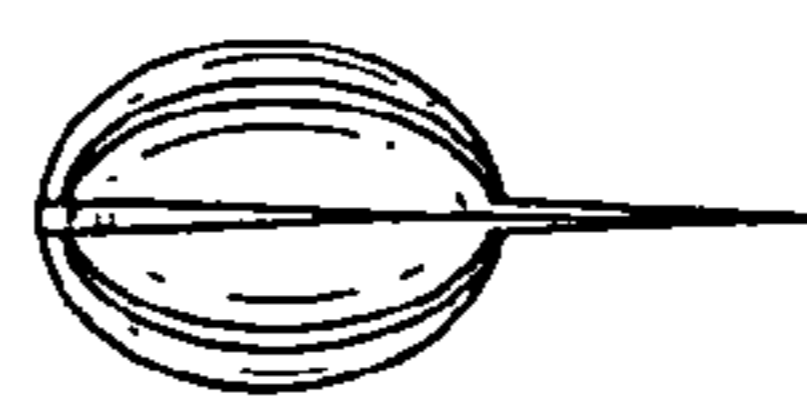


FIG. 5

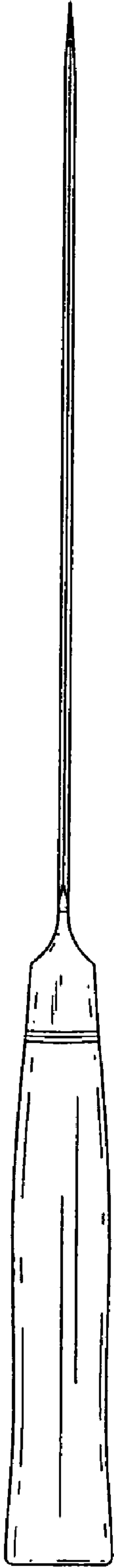


FIG. 6

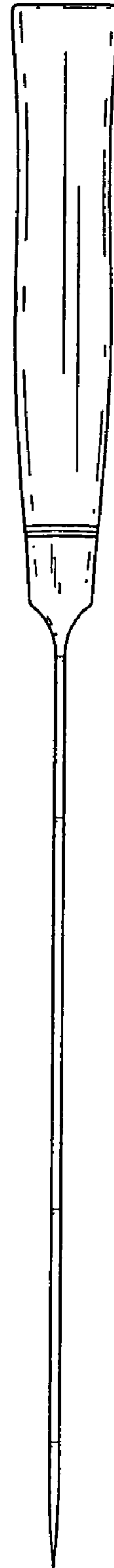


FIG. 7