



US00D554423S

(12) **United States Design Patent**  
**Huffman**

(10) **Patent No.:** **US D554,423 S**

(45) **Date of Patent:** **\*\* Nov. 6, 2007**

(54) **EXERCISE MAT**

(76) Inventor: **Paul William Huffman**, 8 Asbury Way,  
Sterling, VA (US) 20165

(\*\*) Term: **14 Years**

(21) Appl. No.: **29/246,372**

(22) Filed: **Apr. 4, 2006**

(51) **LOC (8) Cl.** ..... **06-11**

(52) **U.S. Cl.** ..... **D6/582**

(58) **Field of Classification Search** ..... D6/575,  
D6/576, 577, 578, 579, 580, 581, 582-590,  
D6/591-596; D21/686, 687; 482/23, 84,  
482/142

See application file for complete search history.

(56) **References Cited**

**U.S. PATENT DOCUMENTS**

D291,586 S *	8/1987	Bouret	.....	D21/686
4,905,990 A *	3/1990	DeSantis	.....	482/23
D355,226 S *	2/1995	Wadley	.....	D21/686
D397,269 S *	8/1998	Kawamoto	.....	D6/596
D408,479 S *	4/1999	Fitzpatrick et al.	.....	D21/687
D430,627 S *	9/2000	Bergman	.....	D21/686

2003/0104910 A1\* 6/2003 McCoy ..... 482/142  
2006/0160672 A1\* 7/2006 Appleby ..... 482/84

\* cited by examiner

*Primary Examiner*—T. Chase Nelson  
*Assistant Examiner*—Barbara Blanton Lohr  
(74) *Attorney, Agent, or Firm*—Rissman Jobse Hendricks &  
Oliverio, LLP

(57) **CLAIM**

The ornamental design for an exercise mat, as shown and described.

**DESCRIPTION**

FIG. 1 is a front elevational view of the exercise mat showing my new design.

FIG. 2 is a bottom plan view thereof.

FIG. 3 is a top plan view thereof.

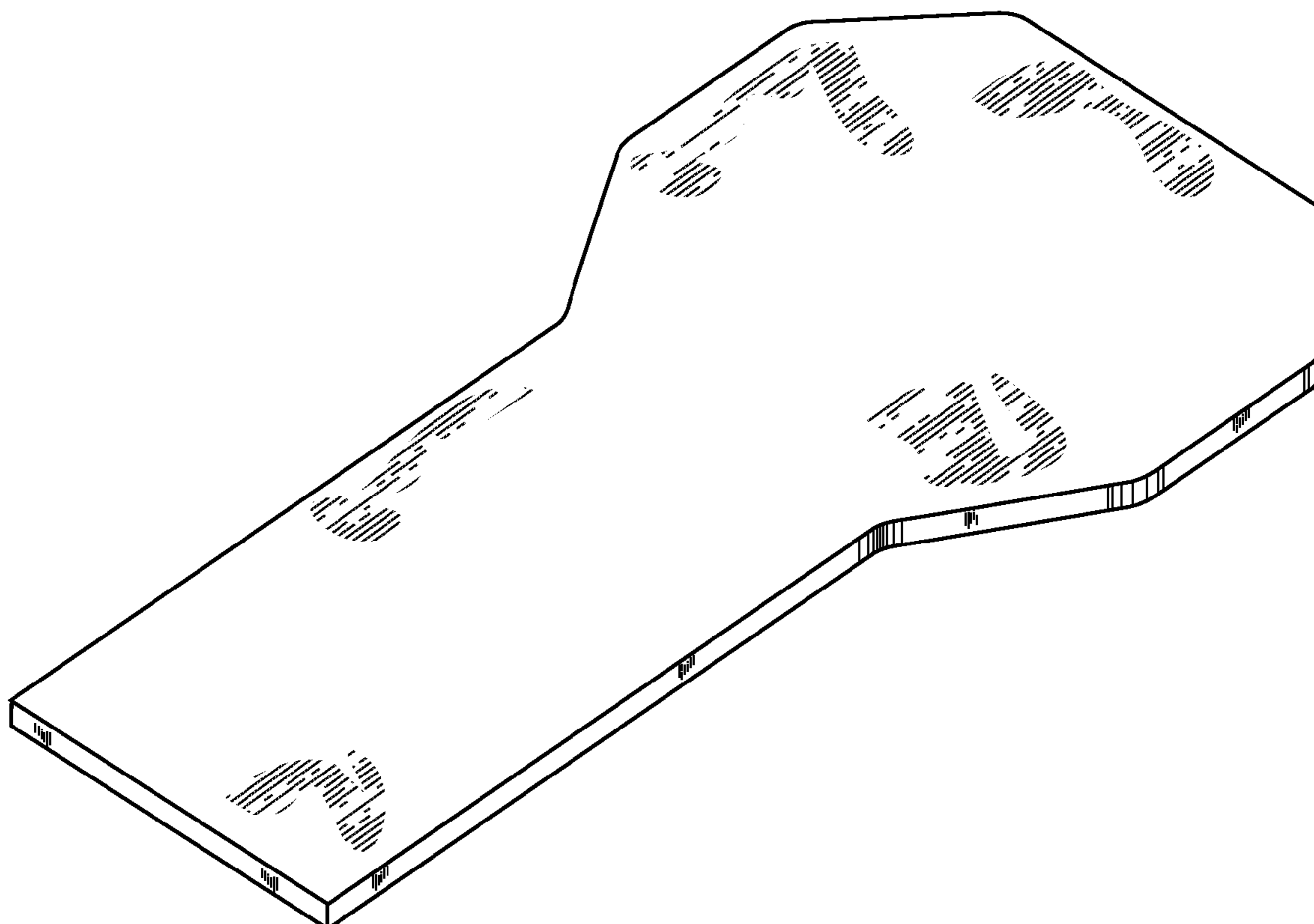
FIG. 4 is a rear elevational view thereof.

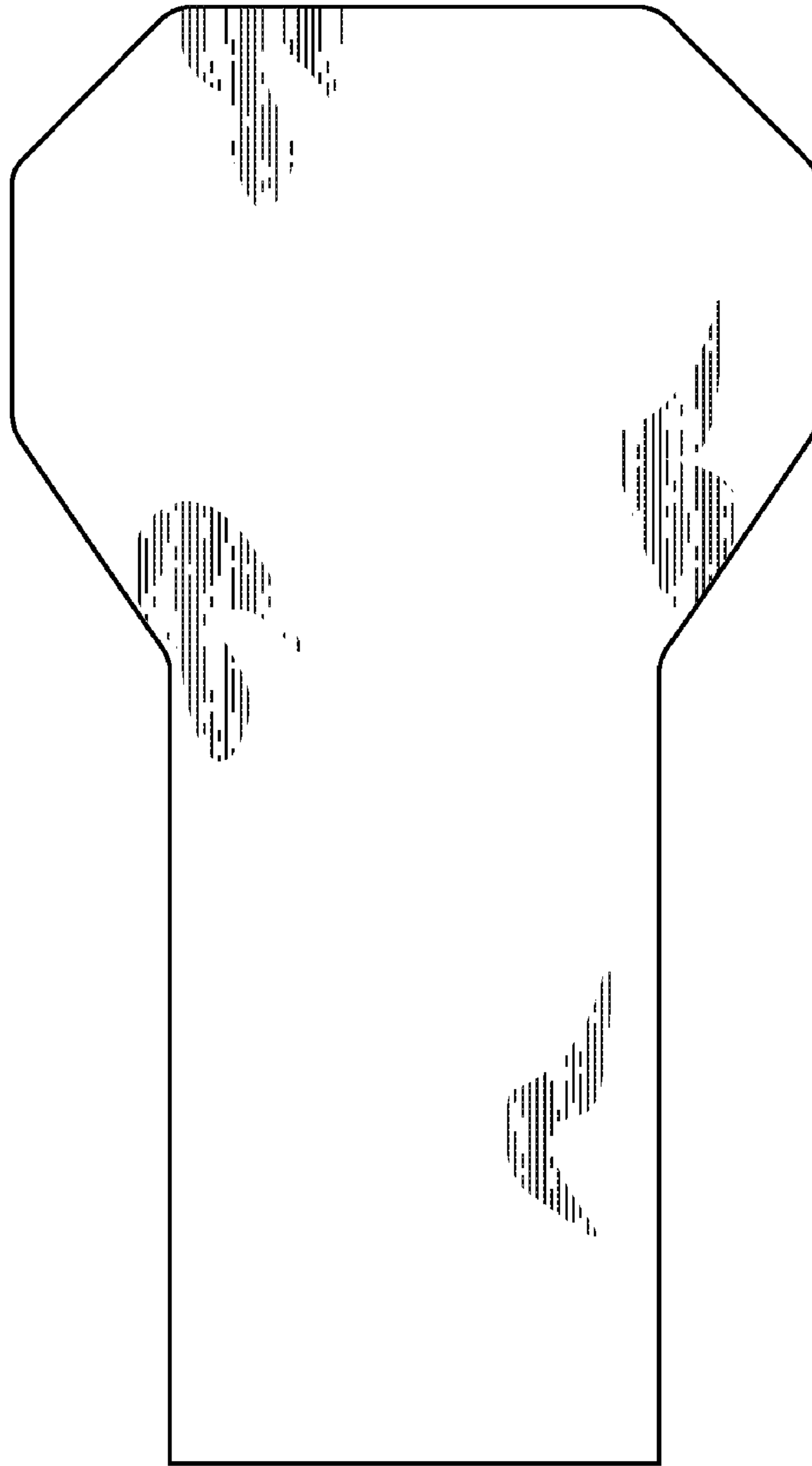
FIG. 5 is a left side elevational view thereof.

FIG. 6 is a right side elevational view thereof; and,

FIG. 7 is an isometric view thereof.

**1 Claim, 3 Drawing Sheets**





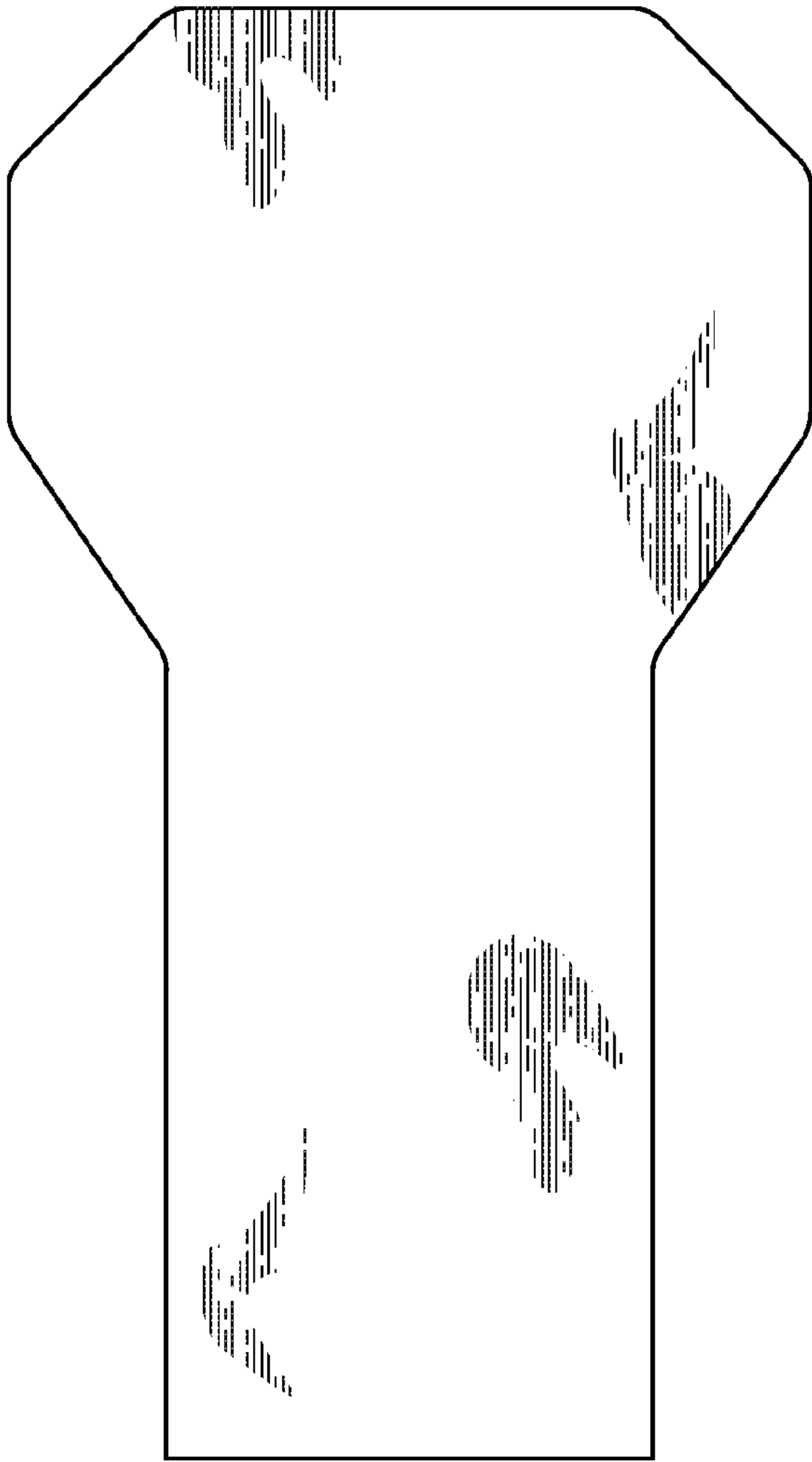
**FIG. 1**



**FIG. 2**



**FIG. 3**



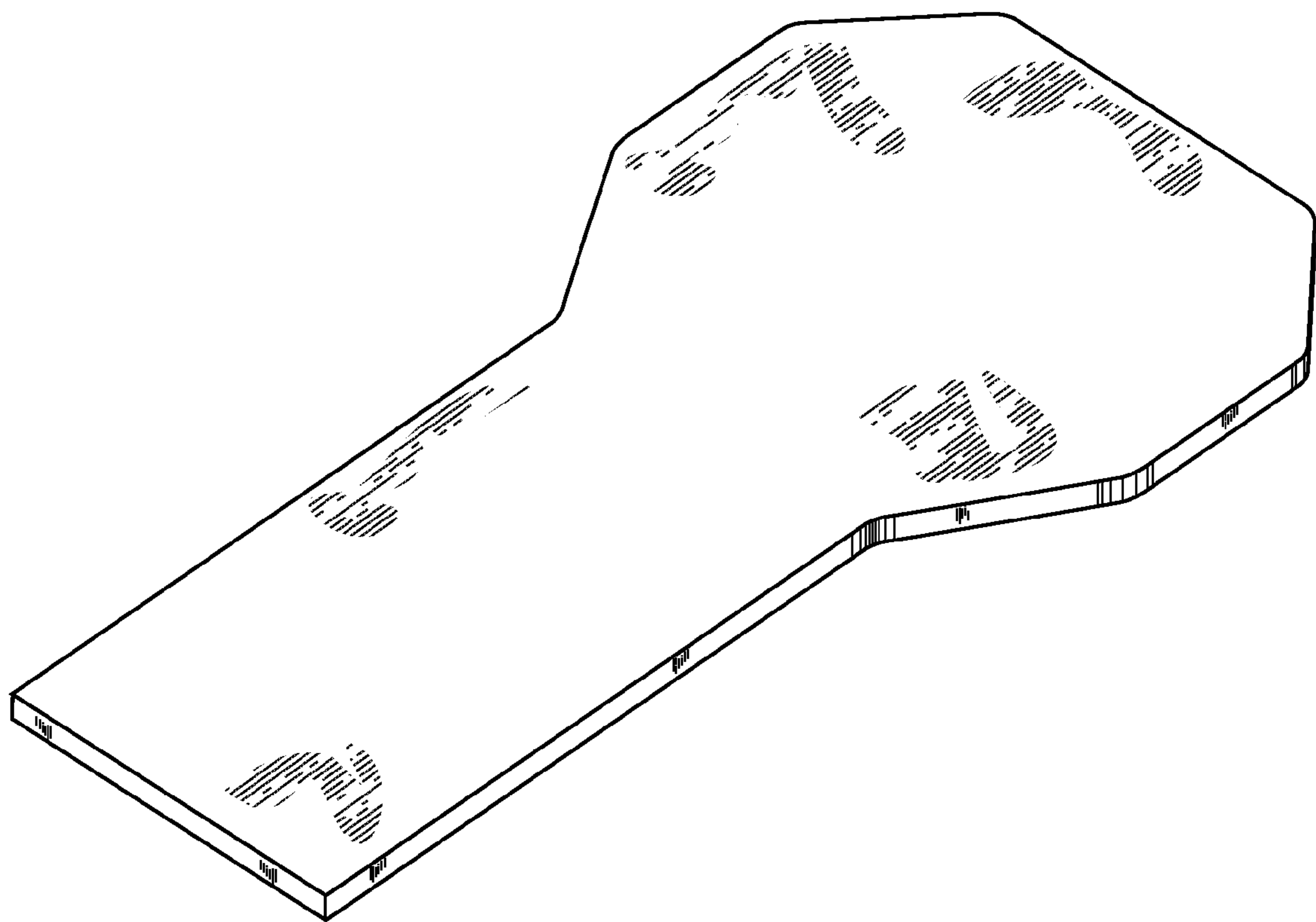
**FIG. 4**



**FIG. 5**



**FIG. 6**



**FIG. 7**