



US00D554420S

(12) **United States Design Patent**
Sheppard

(10) **Patent No.:** **US D554,420 S**

(45) **Date of Patent:** **** Nov. 6, 2007**

(54) **PLATE RACK**

D495,548 S * 9/2004 Goodman et al. D6/566
D521,790 S * 5/2006 Hohn D6/570
D546,609 S * 7/2007 Goodman et al. D6/566

(75) Inventor: **Peter Ralph Sheppard**, London (GB)

(73) Assignee: **Smallbone USA, Inc.**, New York, NY
(US)

* cited by examiner

Primary Examiner—Brian N Vinson
(74) *Attorney, Agent, or Firm*—Alston & Bird LLP

(**) Term: **14 Years**

(21) Appl. No.: **29/247,991**

(57) **CLAIM**

(22) Filed: **Jul. 24, 2006**

The ornamental design for a plate rack, as shown and described.

(30) **Foreign Application Priority Data**

Jan. 31, 2006 (GB) 3023809

DESCRIPTION

(51) **LOC (8) Cl.** **06-04**

FIG. 1 is a perspective view of a plate rack showing my new design;

(52) **U.S. Cl.** **D6/567**

FIG. 2 is a front elevational view thereof;

(58) **Field of Classification Search** D6/566,
D6/567, 569, 570; D8/354, 367, 373; 211/13.1,
211/41.1, 41.2, 41.4, 181.1; 248/302, 309.1,
248/311.2, 489, 490

FIG. 3 is a top plan view thereof;

FIG. 4 is a right side elevational view thereof, the left side being a mirror image of that shown;

See application file for complete search history.

FIG. 5 is a rear elevational view thereof; and,

FIG. 6 is a bottom plan view thereof.

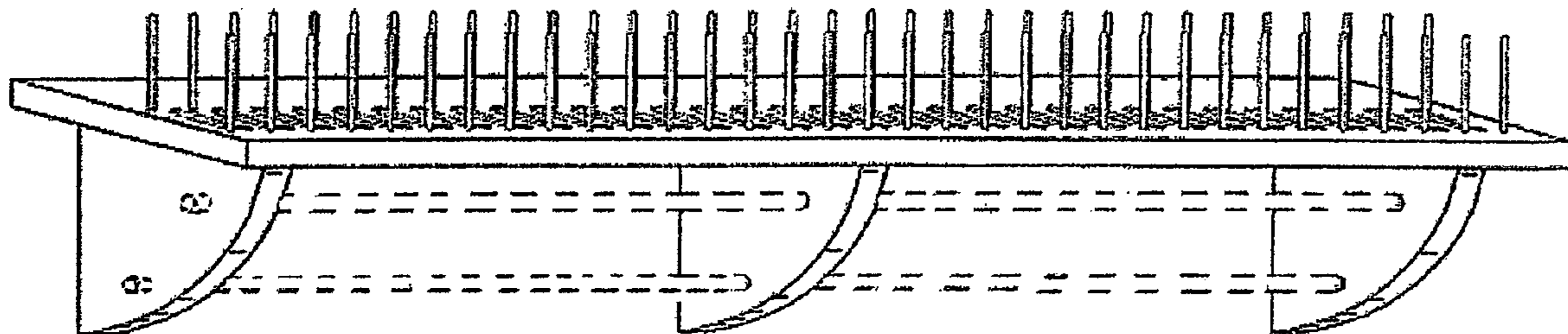
The broken-line disclosure in the views is understood to be for illustrative purposes only and forms no part of the claimed design.

(56) **References Cited**

U.S. PATENT DOCUMENTS

D392,140 S * 3/1998 Goodman D6/553
D399,692 S * 10/1998 Wilcox D6/567
D417,996 S * 12/1999 Mallen D6/553

1 Claim, 2 Drawing Sheets



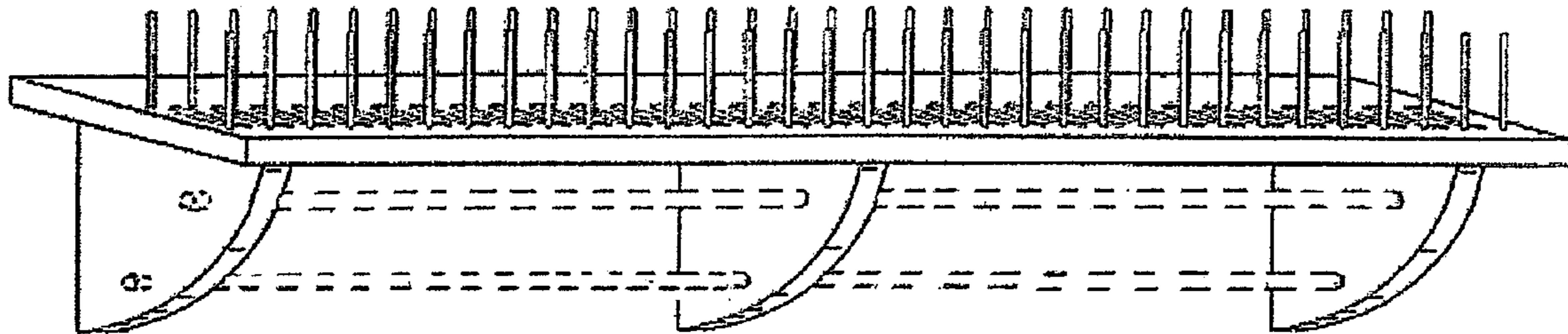


FIG. 1

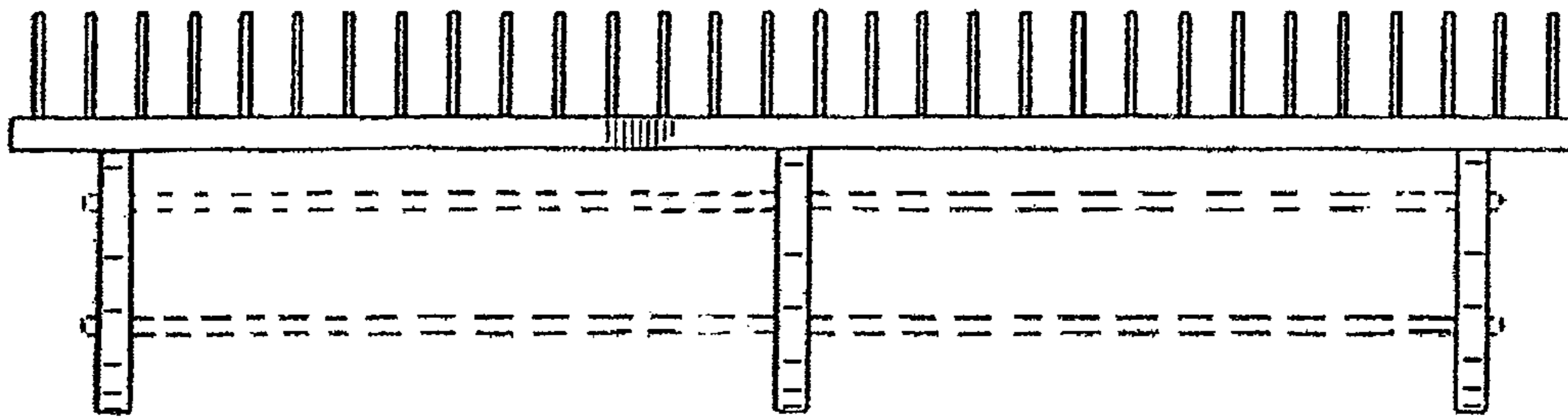


FIG. 2

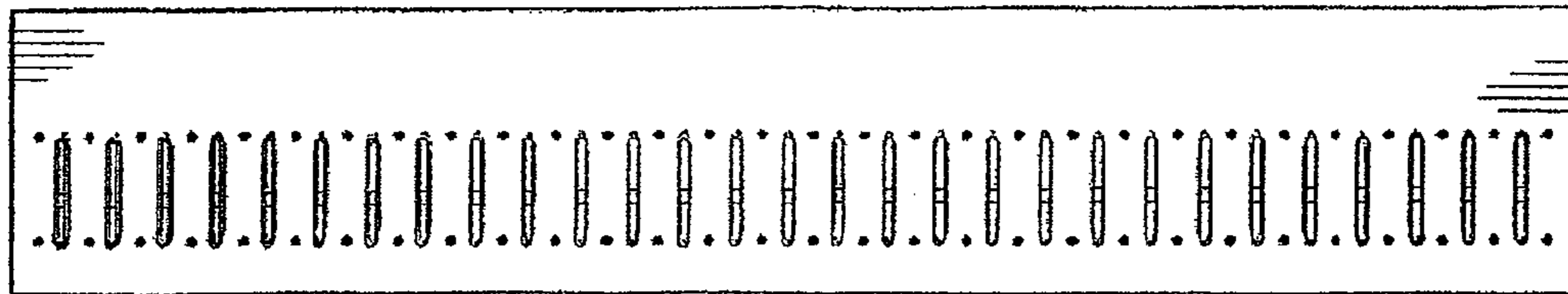


FIG. 3

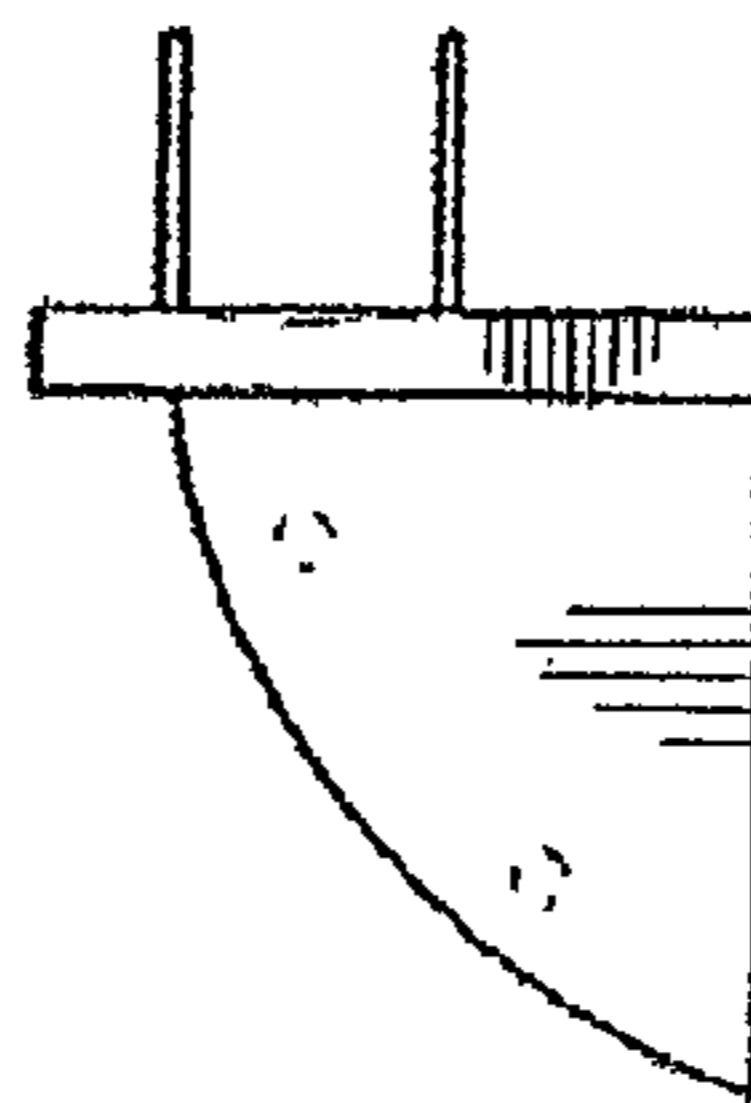


FIG. 4

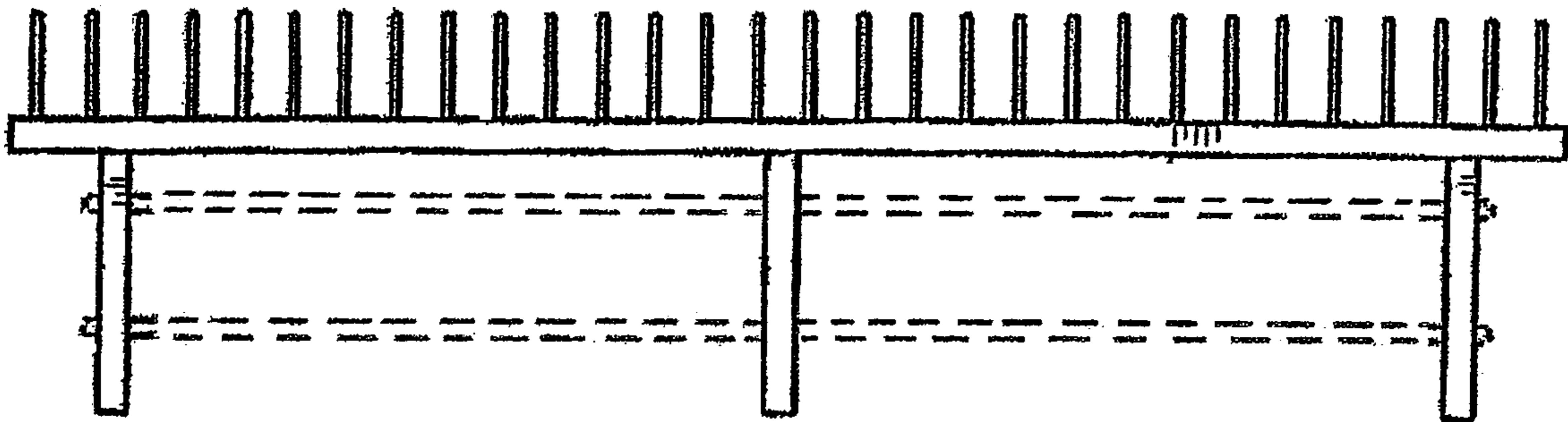


FIG. 5

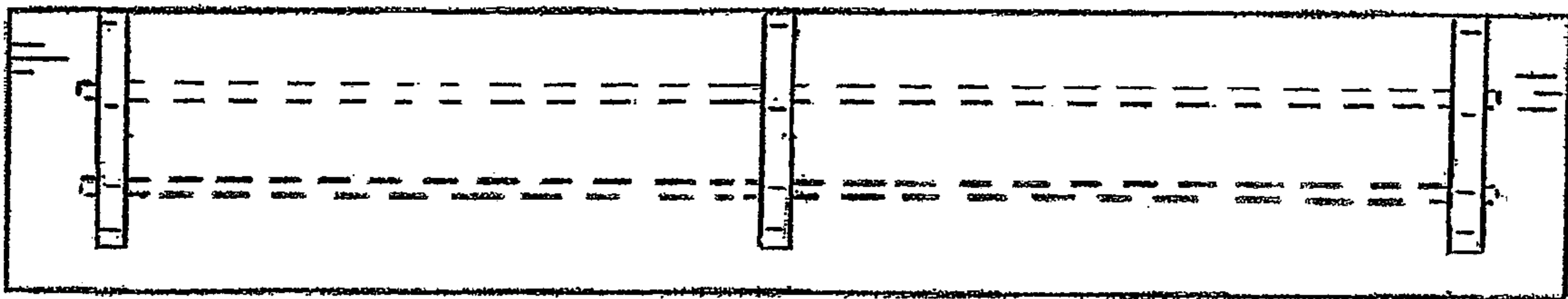


FIG. 6