



US00D554413S

(12) **United States Design Patent**
Sheppard

(10) **Patent No.:** **US D554,413 S**

(45) **Date of Patent:** **** Nov. 6, 2007**

(54) **SLATTED DOOR CUPBOARD**

(75) Inventor: **Peter Ralph Sheppard**, London (GB)

(73) Assignee: **Smallbone USA, Inc.**, New York, NY (US)

(**) Term: **14 Years**

(21) Appl. No.: **29/247,980**

(22) Filed: **Jul. 24, 2006**

(30) **Foreign Application Priority Data**

Jan. 31, 2006 (GB) 3023812

(51) **LOC (8) Cl.** **06-04**

(52) **U.S. Cl.** **D6/561**

(58) **Field of Classification Search** D6/553,
D6/559, 560-561, 432, 509, 445-446, 448,
D6/491, 494; 312/209, 234, 224-225, 242,
312/245; 206/320, 823

See application file for complete search history.

(56) **References Cited**

U.S. PATENT DOCUMENTS

D405,225 S * 2/1999 Vicale D6/441
D439,458 S * 3/2001 Melillo D6/561
D490,634 S * 6/2004 Clucas D6/561

D505,820 S * 6/2005 Didehvar et al. D6/561
D512,865 S * 12/2005 Walker D6/561
D513,913 S * 1/2006 Harwanko D6/559
D543,762 S * 6/2007 Walker D6/561

* cited by examiner

Primary Examiner—Brian N Vinson

(74) *Attorney, Agent, or Firm*—Alston & Bird LLP

(57) **CLAIM**

The ornamental design for a slatted door cupboard, as shown and described.

DESCRIPTION

FIG. 1 is a perspective view of a slatted door cupboard according to an embodiment of the present invention;

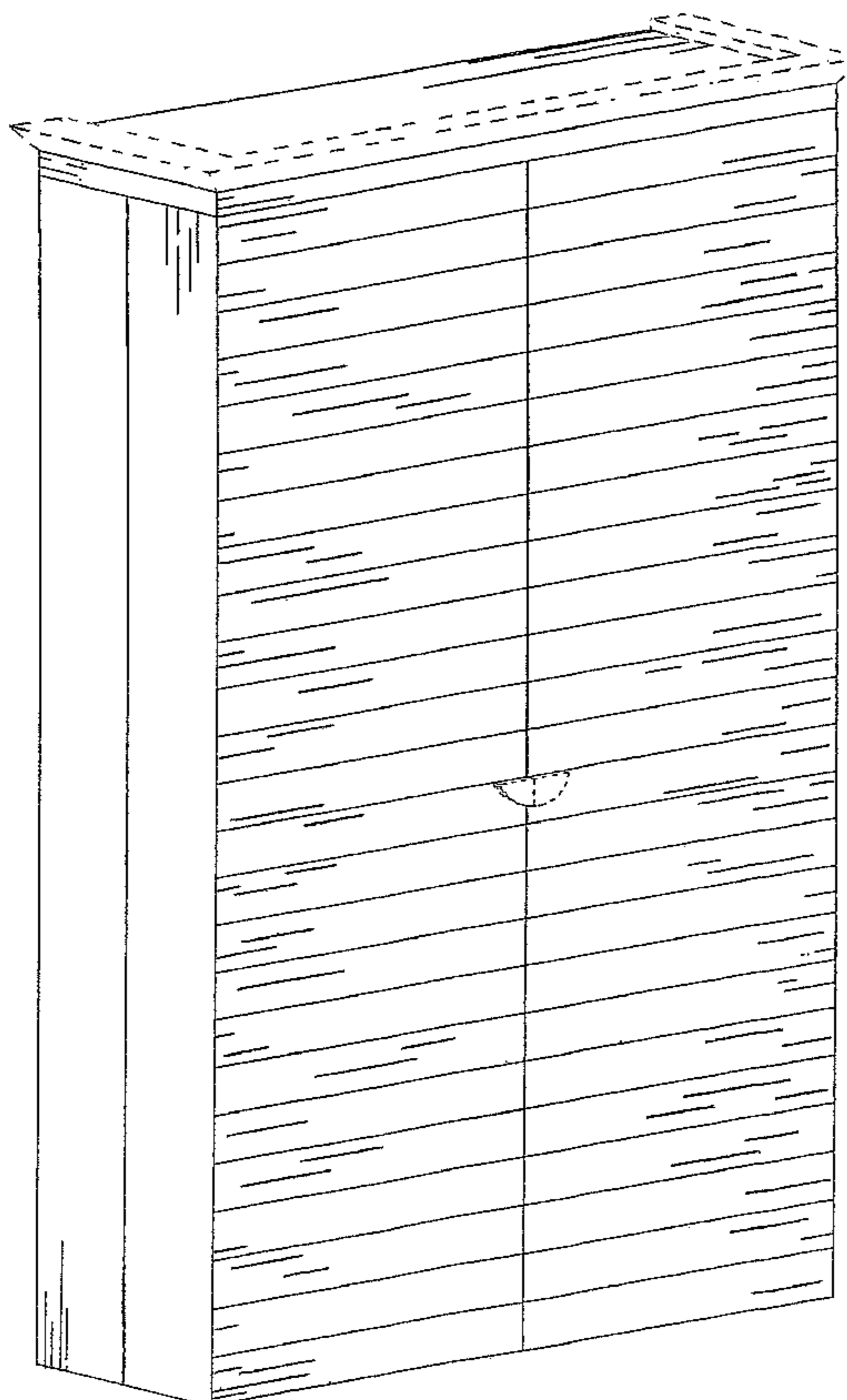
FIG. 2 is a front view of the slatted door cupboard shown in FIG. 1;

FIG. 3 is a left side view of the slatted door cupboard shown in FIG. 1, the right side view is a mirror image of the left side view; and,

FIG. 4 is a top plan view of the slatted door cupboard shown in FIG. 1.

The broken lines shown herein form no part of the claimed design.

1 Claim, 4 Drawing Sheets



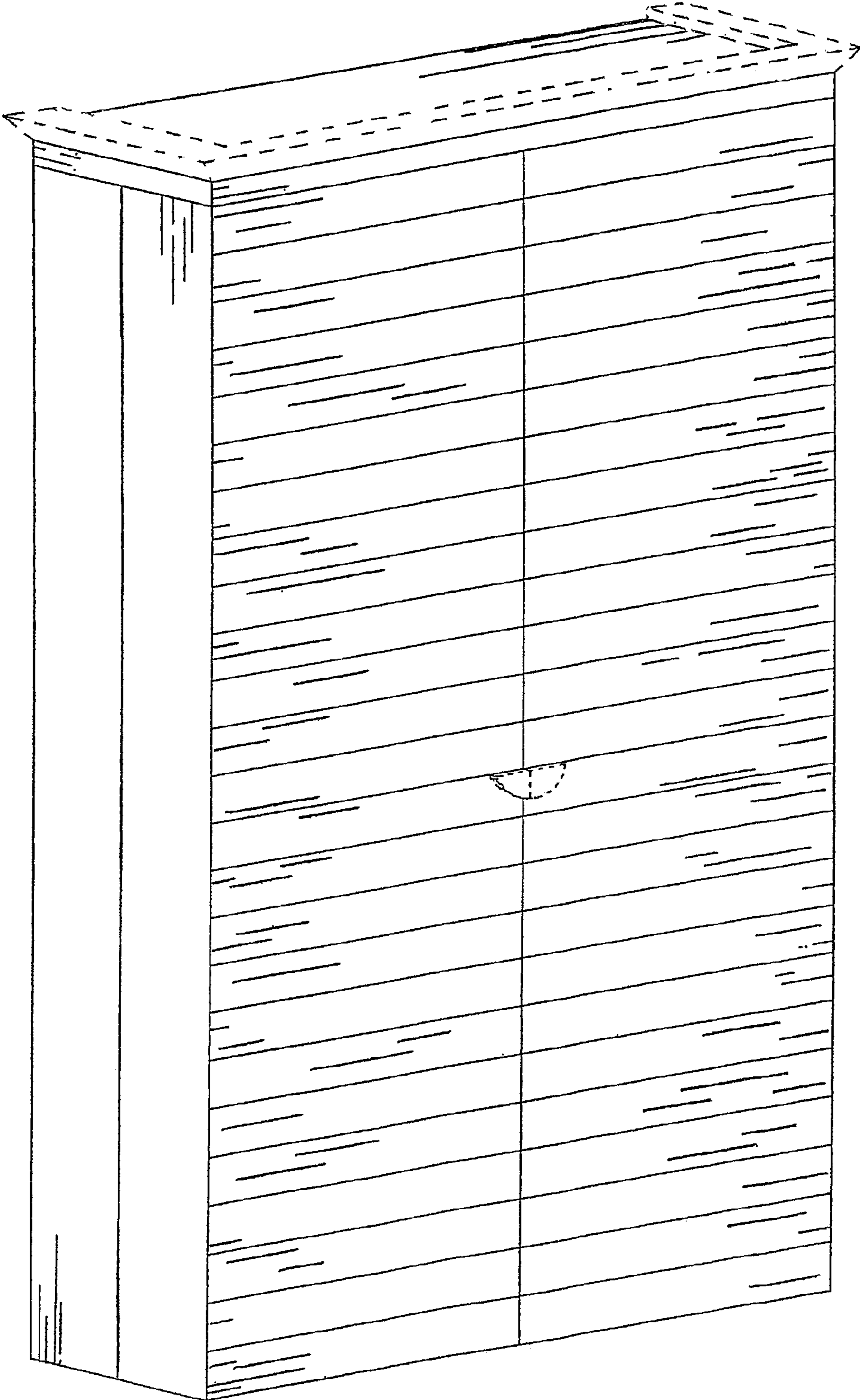


FIG. 1

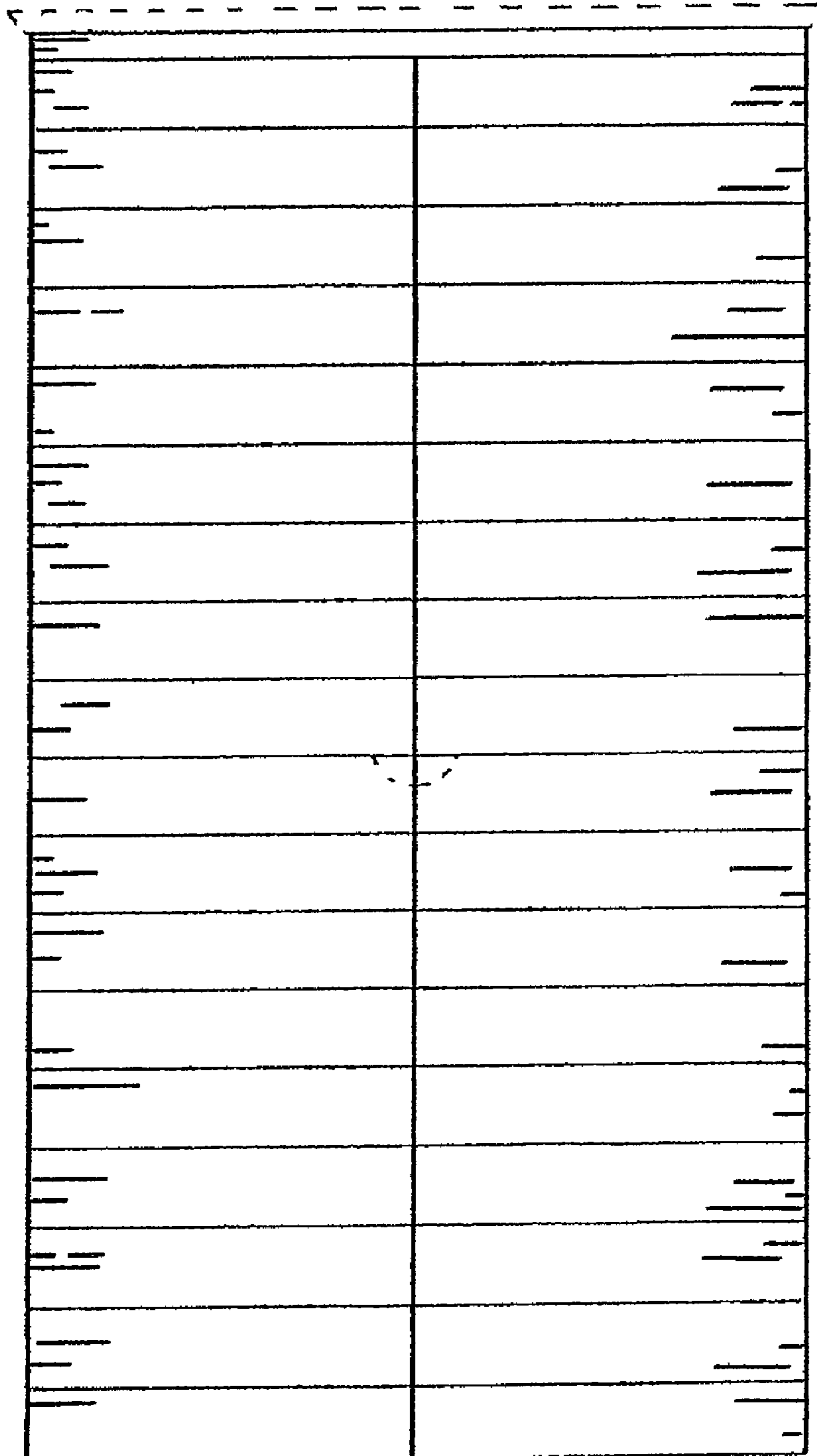


FIG. 2




FIG. 3




FIG. 4