



US00D554396S

(12) **United States Design Patent**
Yusuf et al.

(10) **Patent No.:** **US D554,396 S**

(45) **Date of Patent:** **** Nov. 6, 2007**

(54) **CHAIR BASE**

D494,785 S * 8/2004 Chen D6/498
D509,387 S * 9/2005 Chen D6/498
D525,462 S * 7/2006 Egger D6/498

(75) Inventors: **Shafeek A. Yusuf**, Waterloo (CA);
David Watkins, Cambridge (CA)

OTHER PUBLICATIONS

(73) Assignee: **Leggett & Platt Canada Co.**,
Waterloo, Ontario (CA)

U.S. Appl. No. 29/228,791.

(**) Term: **14 Years**

* cited by examiner

(21) Appl. No.: **29/241,364**

Primary Examiner—Mimosa De
Assistant Examiner—Abraham Bahta
(74) *Attorney, Agent, or Firm*—Shook, Hardy & Bacon,
L.L.P.

(22) Filed: **Oct. 26, 2005**

(51) **LOC (8) Cl.** **06-06**

(57) **CLAIM**

(52) **U.S. Cl.** **D6/498**

The ornamental design for a chair base, as shown and described.

(58) **Field of Classification Search** D6/498,
D6/364-367, 334-335, 500-502; 248/188,
248/188.1, 188.7, 188.8, 188.9; 297/344.18,
297/463.1

DESCRIPTION

See application file for complete search history.

FIG. 1 is a top perspective view of a chair base illustrating the design;

(56) **References Cited**

FIG. 2 is a bottom perspective view of the chair base;

U.S. PATENT DOCUMENTS

FIG. 3 is a left hand side view of the chair base, the right side being a mirror image thereof;

- D229,265 S * 11/1973 Kramer D6/498
- D238,646 S * 2/1976 Schoblom D6/498
- D349,397 S * 8/1994 Peng D3/10
- D413,214 S * 8/1999 Chu D6/498
- D430,982 S * 9/2000 Kuo D6/498
- D431,942 S * 10/2000 Chen D6/498
- D456,185 S * 4/2002 Su D6/498
- D458,060 S 6/2002 Vo
- D458,776 S 6/2002 Patton
- D470,691 S * 2/2003 Chen D6/498
- D471,039 S * 3/2003 Chen D6/498

FIG. 4 is a front view of the chair base;

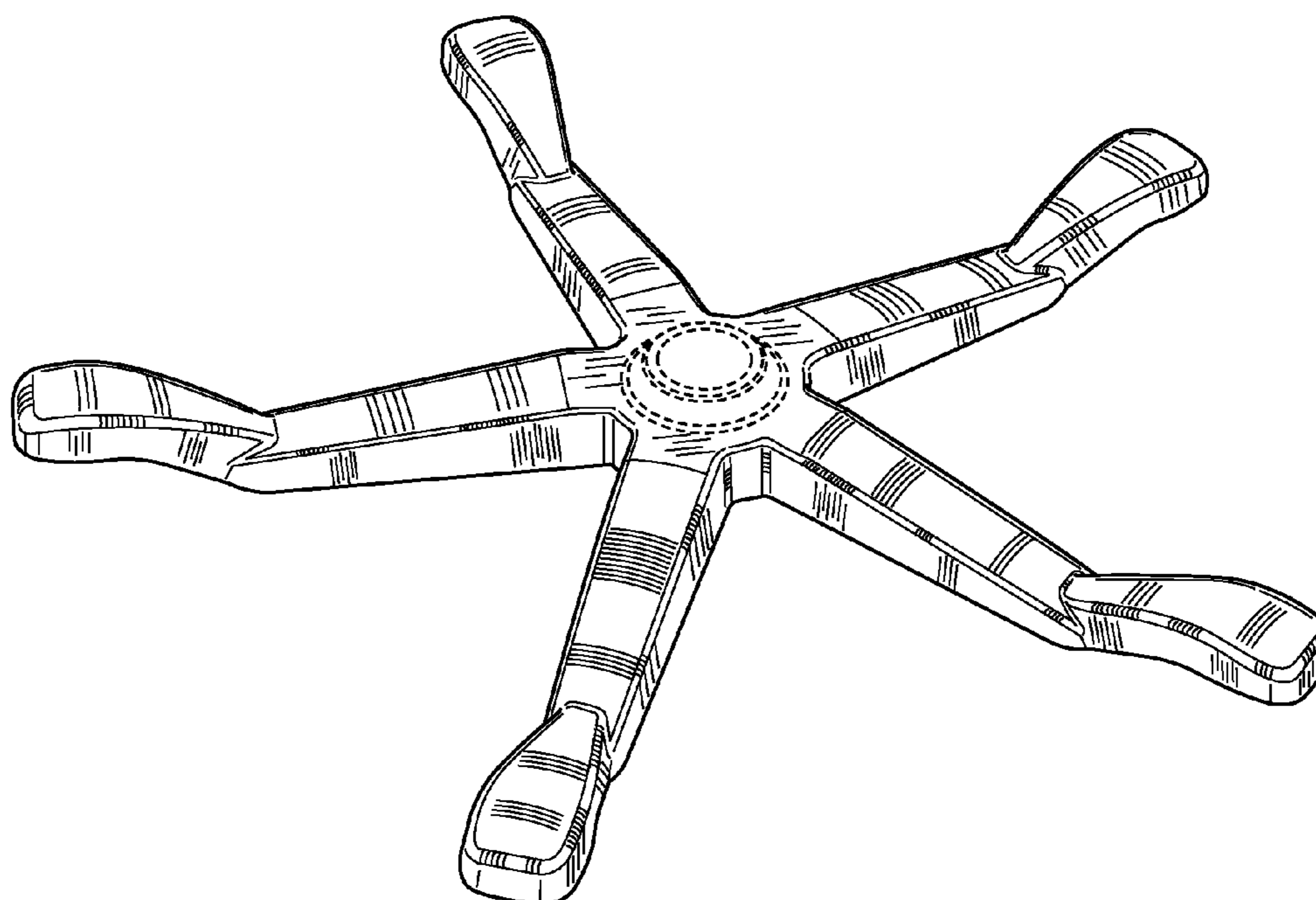
FIG. 5 is a rear view of the chair base;

FIG. 6 is a top view of the chair base; and,

FIG. 7 is a bottom view of the chair base.

The broken lines of the chair base are for illustrative purposes only and form no part of the claimed design.

1 Claim, 4 Drawing Sheets



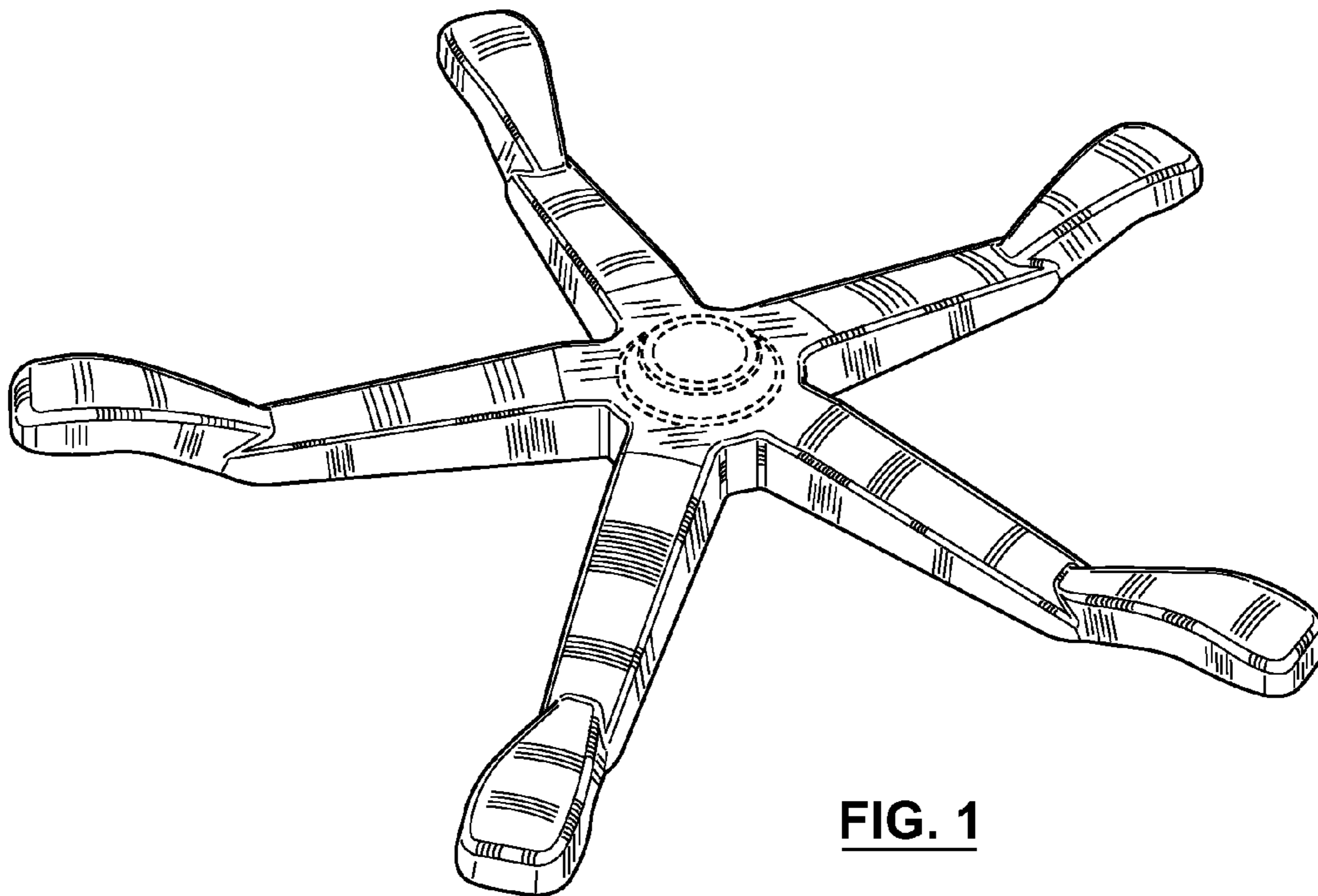


FIG. 1

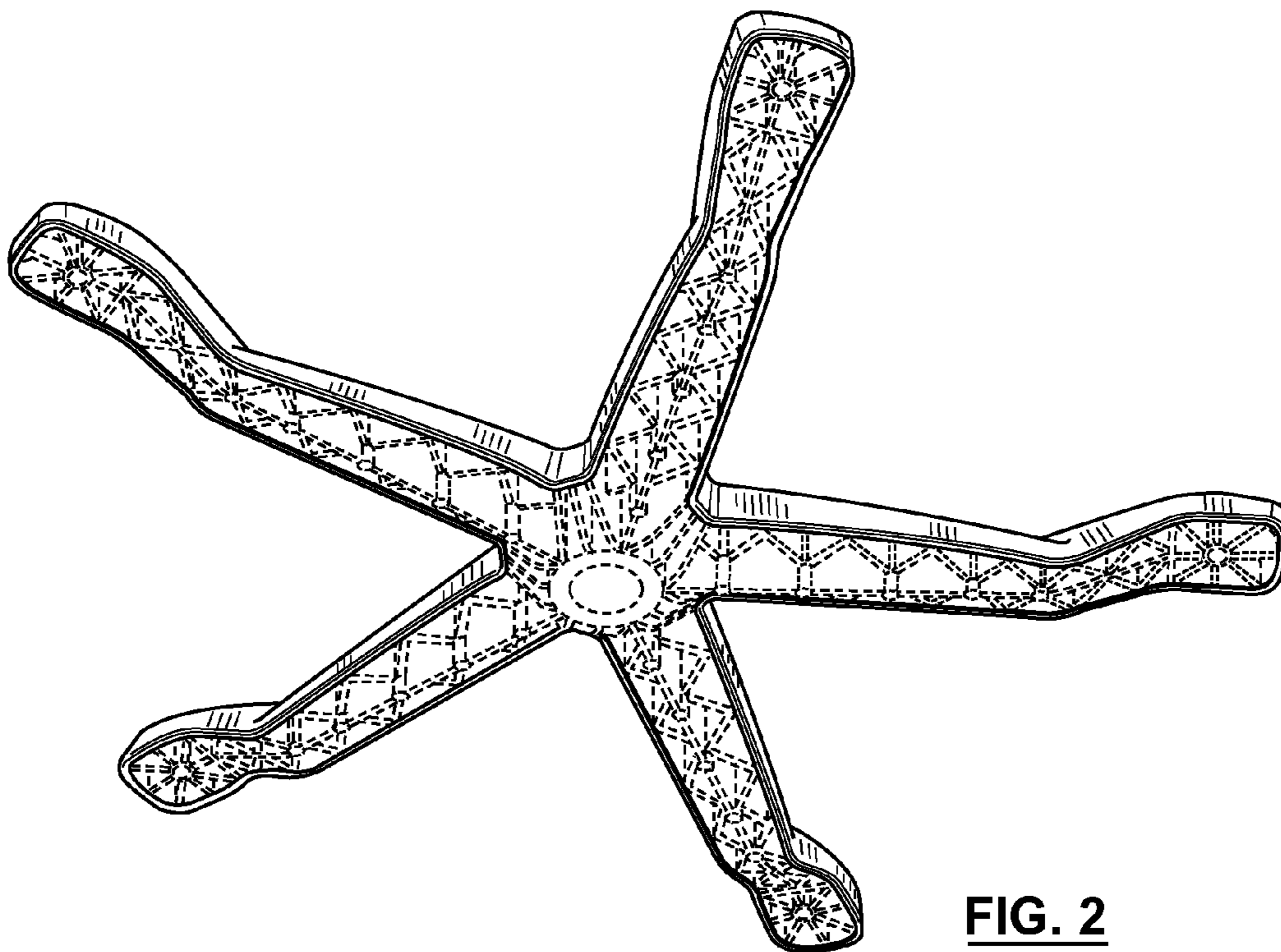


FIG. 2




FIG. 3

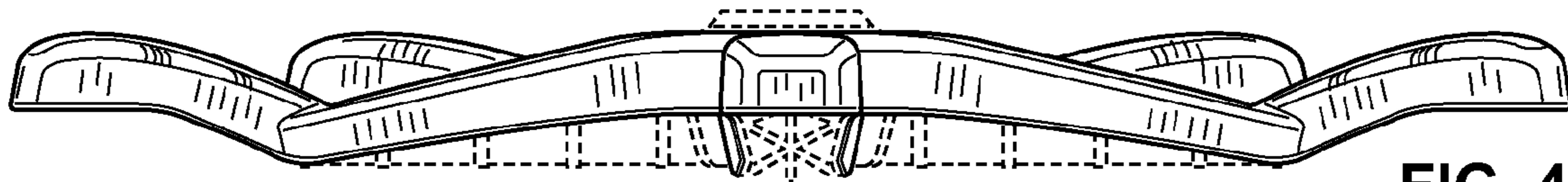


FIG. 4

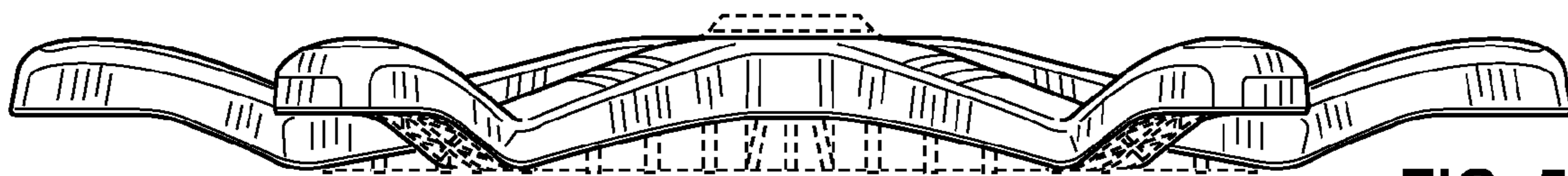


FIG. 5

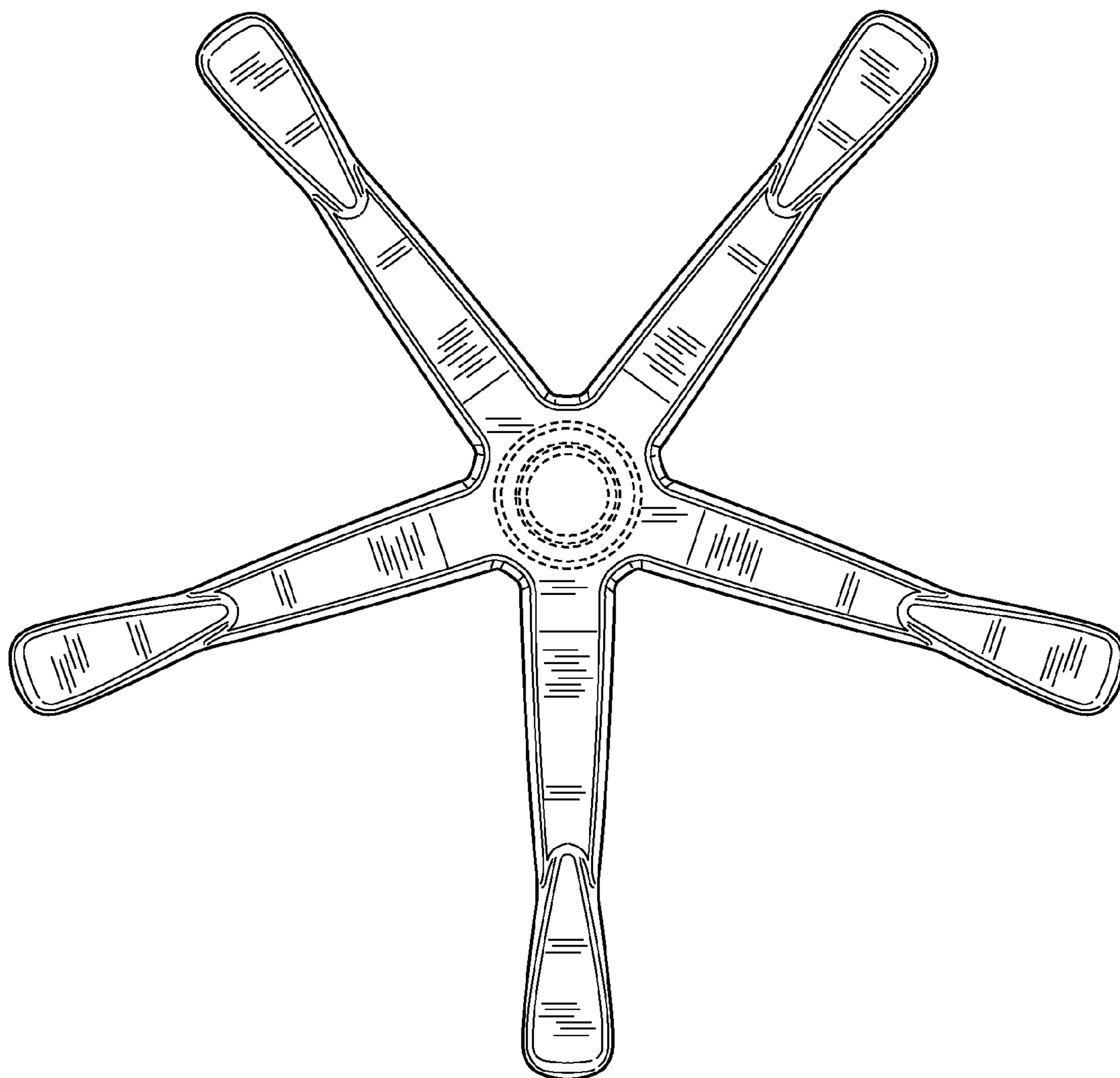


FIG. 6

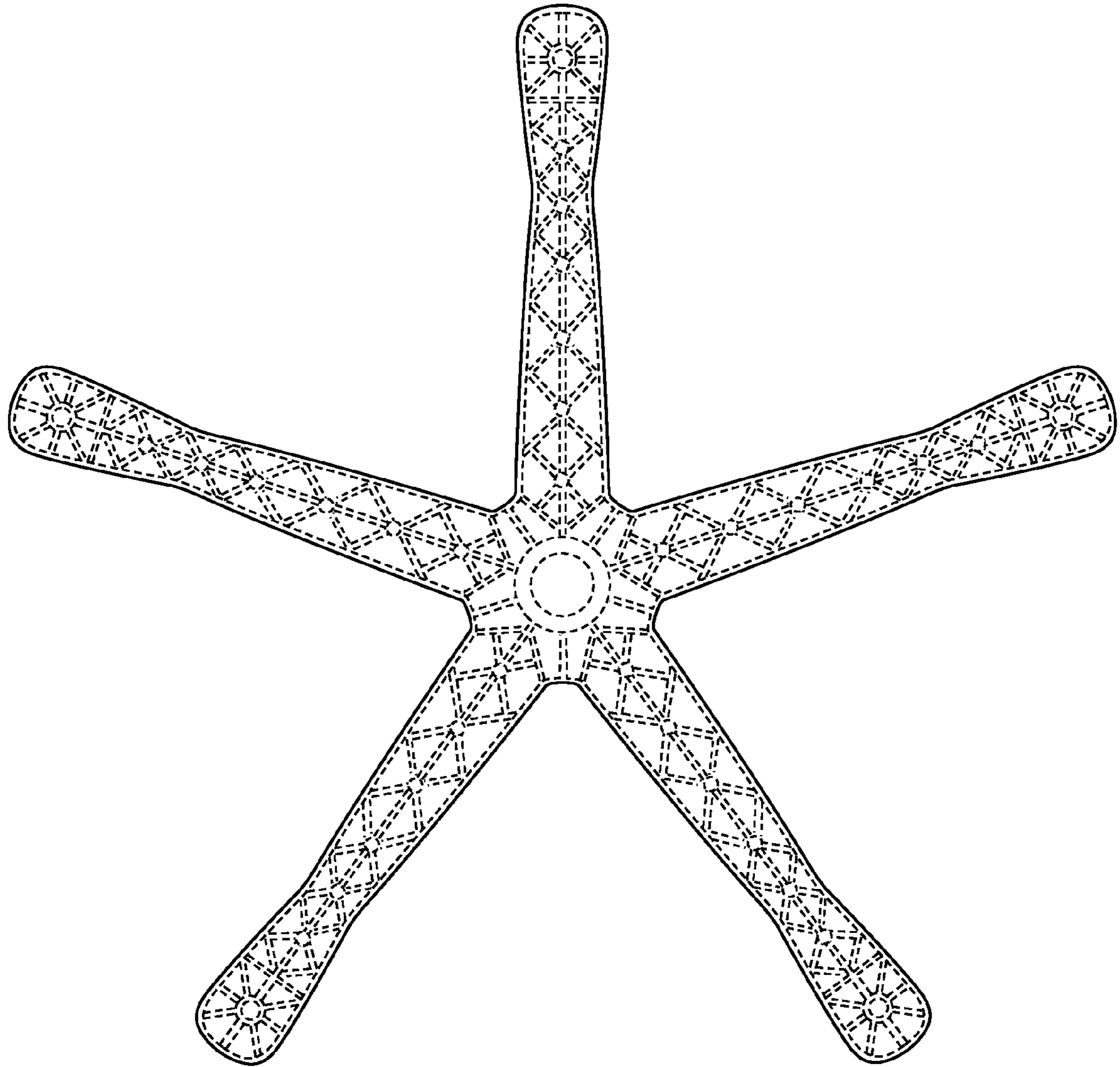


FIG. 7