



US00D554395S

(12) **United States Design Patent**  
**Kreiss**

(10) **Patent No.:** **US D554,395 S**

(45) **Date of Patent:** **\*\* Nov. 6, 2007**

(54) **TABLE**

D468,938 S \* 1/2003 Williams ..... D6/484  
D506,889 S \* 7/2005 McDaniel et al. .... D6/484

(75) Inventor: **Michael Kreiss**, San Diego, CA (US)

**OTHER PUBLICATIONS**

(73) Assignee: **Kreiss Enterprises, Inc.**, San Diego, CA (US)

Progressive Imperial Realmm c1992, table at front.\*

(\*\*) Term: **14 Years**

\* cited by examiner

(21) Appl. No.: **29/247,309**

*Primary Examiner*—Janice E. Seeger

(22) Filed: **Jun. 9, 2006**

(74) *Attorney, Agent, or Firm*—Kleinberg & Lerner, LLP;  
Marvin H. Kleinberg

(51) **LOC (8) Cl.** ..... **06-03**

(52) **U.S. Cl.** ..... **D6/484**

(58) **Field of Classification Search** ..... D6/480-489,  
D6/495-499, 511, 429; 108/150, 153.1,  
108/155, 156, 157.1, 161, 65, 83, 84; 248/188,  
248/188.1, 188.8

See application file for complete search history.

(57) **CLAIM**

The ornamental design for a table, as shown and described.

(56) **References Cited**

**DESCRIPTION**

**U.S. PATENT DOCUMENTS**

D255,076 S \* 5/1980 Adkinson ..... D6/484  
D291,950 S \* 9/1987 Keller ..... D6/484  
D295,475 S \* 5/1988 Keller ..... D6/484  
D353,961 S \* 1/1995 Deluca ..... D6/484  
D437,504 S \* 2/2001 Giron ..... D6/397

FIG. 1 is a perspective view of the table of the present invention;

FIG. 2 is a top view of the table of FIG. 1;

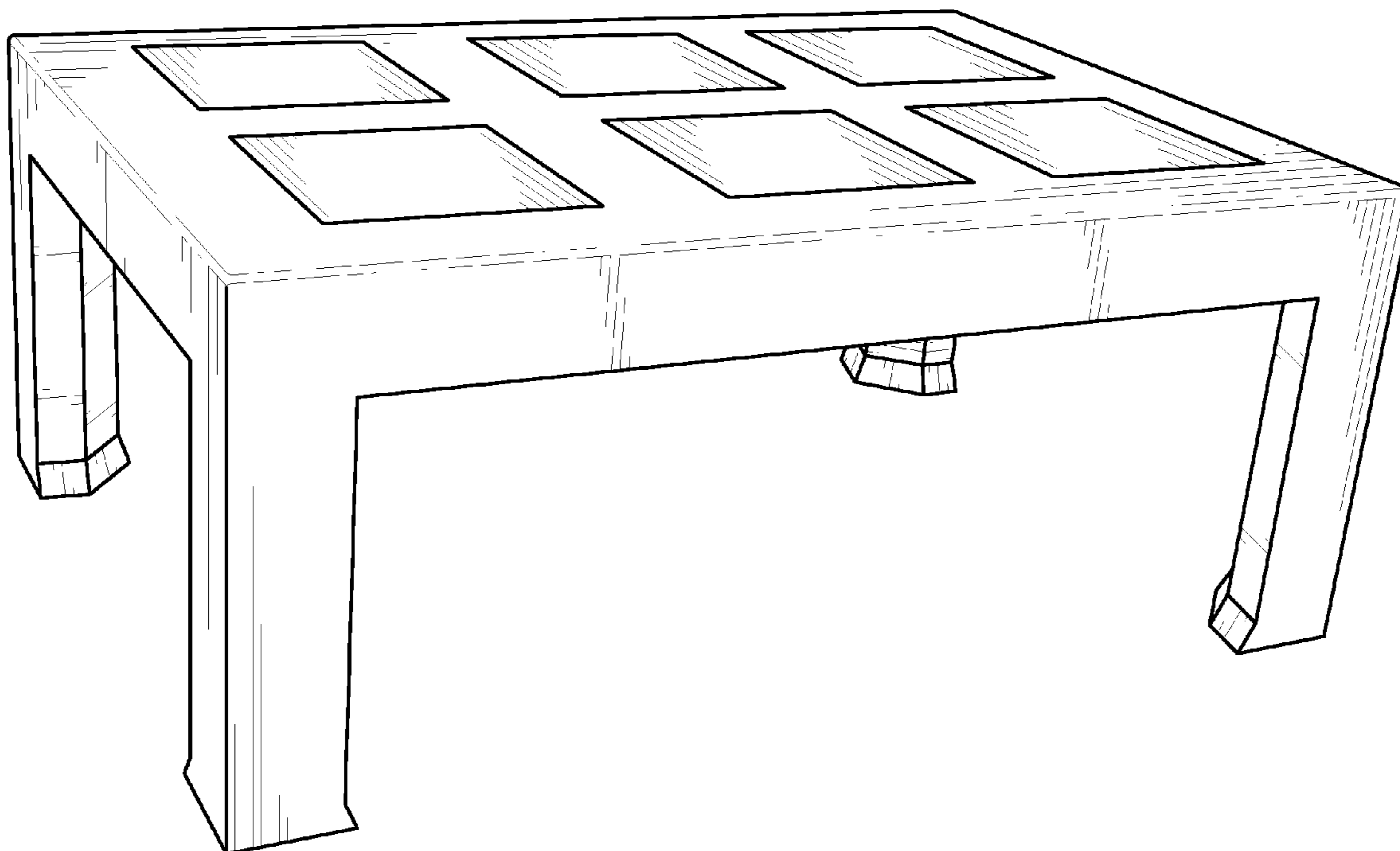
FIG. 3 is a bottom view of the table of FIG. 1;

FIG. 4 is a front view of the table of FIG. 1; and,

FIG. 5 is a side view of the table of FIG. 1.

The table of the present invention is symmetrical and the left and right sides are identical as are the front and rear views.

**1 Claim, 3 Drawing Sheets**



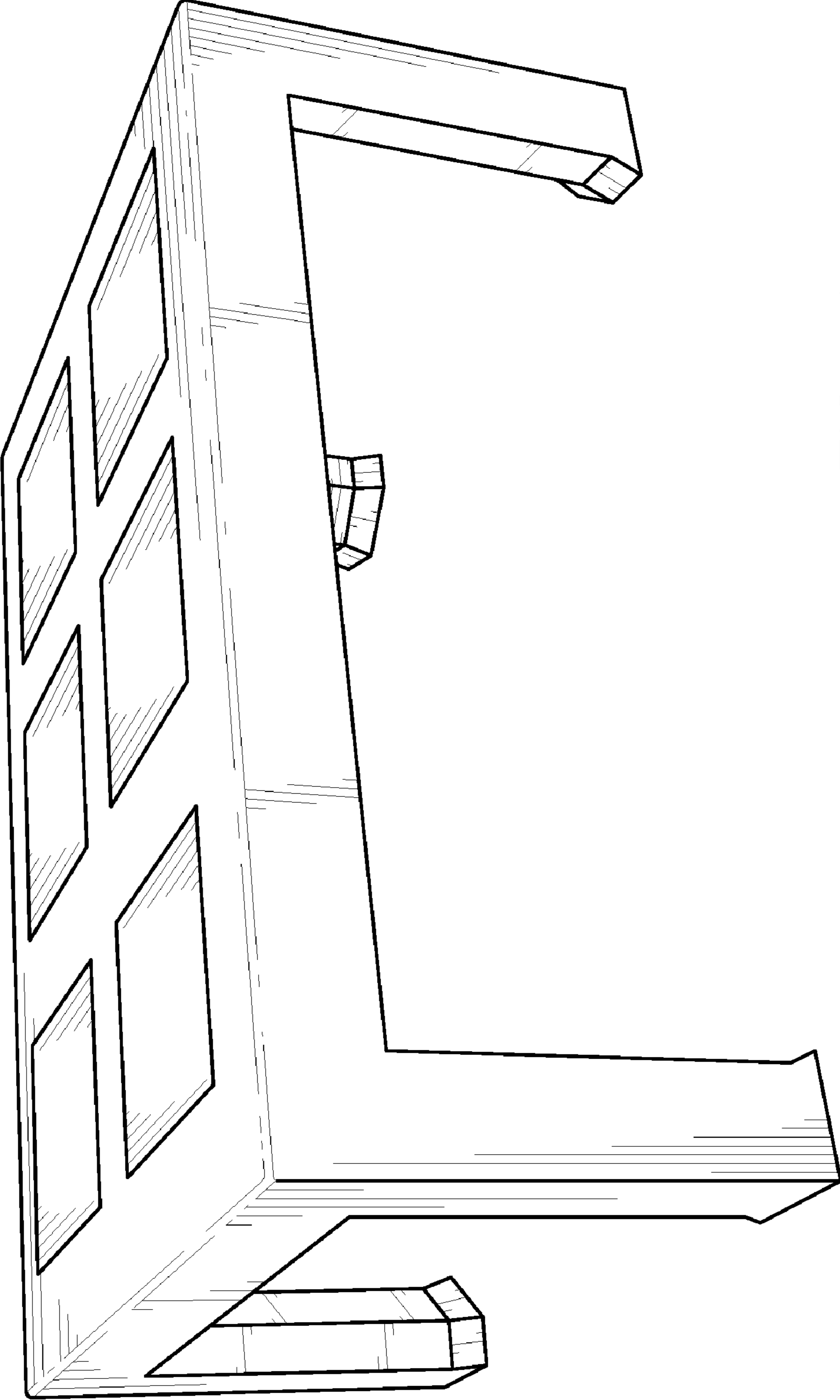


FIG. 1

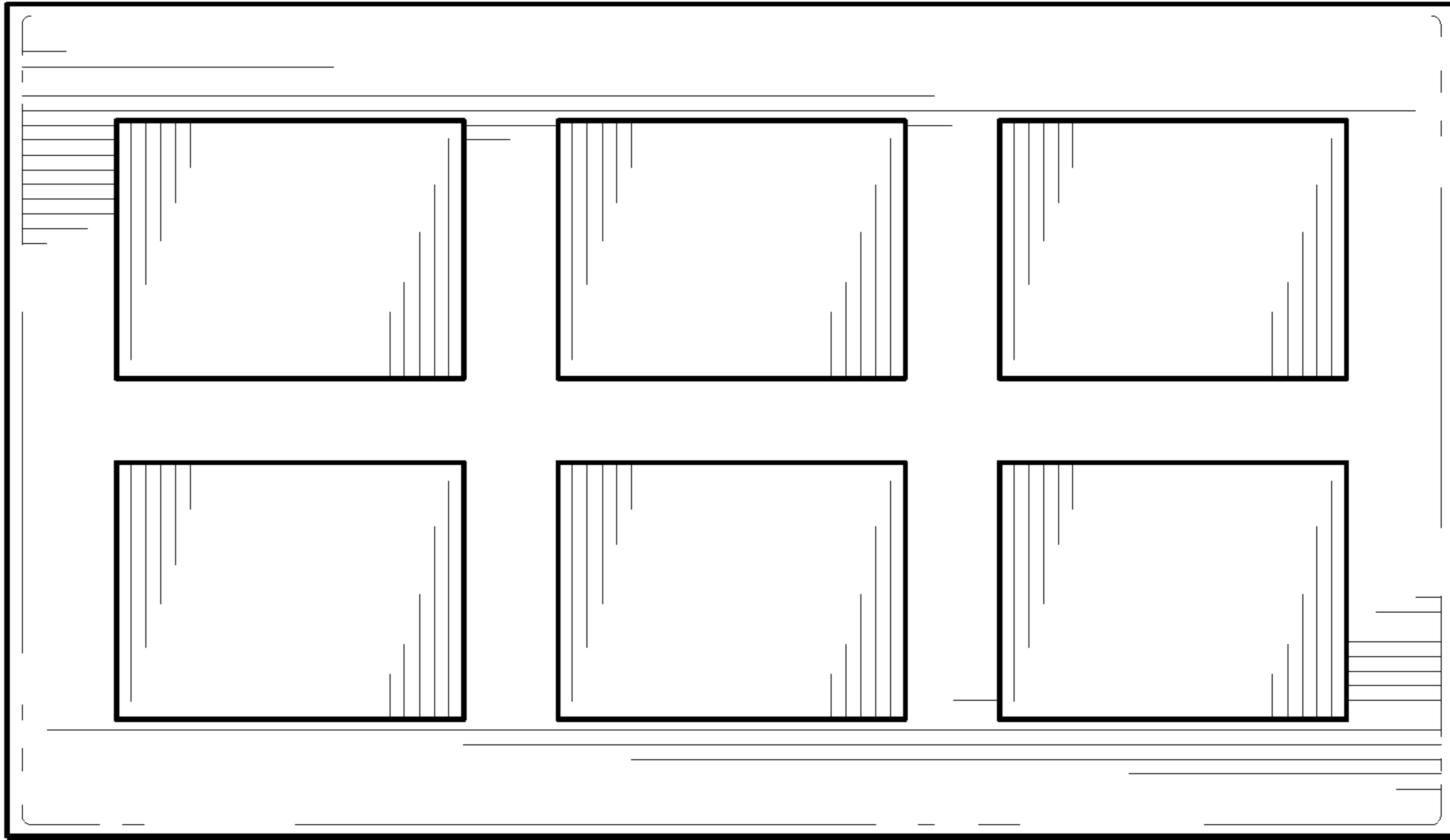



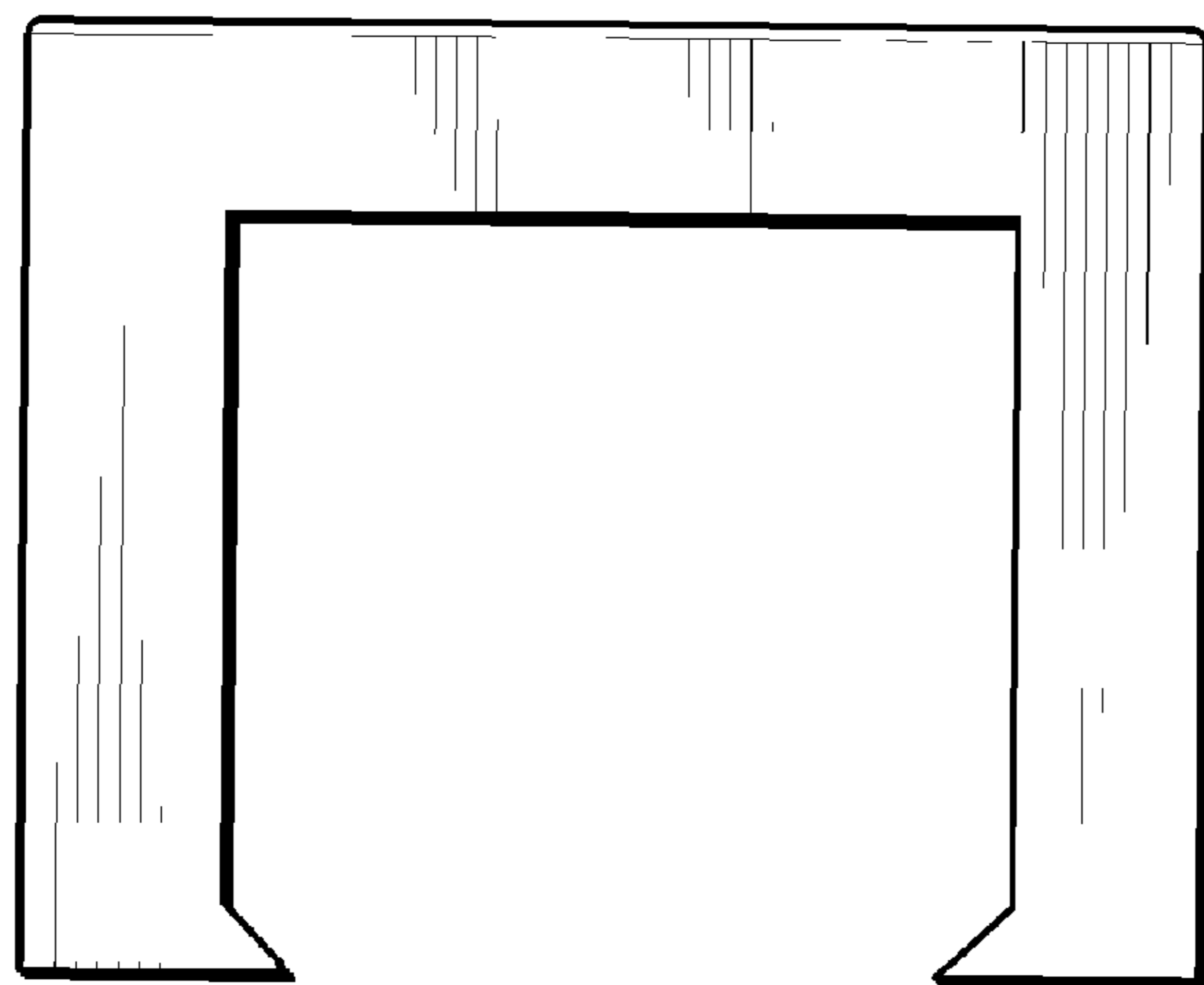
FIG. 2



FIG. 3



*FIG. 4*



*FIG. 5*