

US00D554387S

(12) **United States Design Patent**  
**Nicoletti**

(10) **Patent No.:** **US D554,387 S**

(45) **Date of Patent:** **\*\* Nov. 6, 2007**

(54) **SOFA**

(75) Inventor: **Giuseppe Nicoletti**, Matera (IT)

(73) Assignee: **Nicoletti S.p.A.**, Matera (MT) (IT)

(\*\*) Term: **14 Years**

(21) Appl. No.: **29/240,951**

(22) Filed: **Oct. 21, 2005**

(30) **Foreign Application Priority Data**

Apr. 22, 2005 (IT) ..... RM2005O0026

(51) **LOC (8) Cl.** ..... **06-01**

(52) **U.S. Cl.** ..... **D6/381**

(58) **Field of Classification Search** ..... D6/334-336,  
D6/371, 381, 500-502, 349, 369, 370, 372,  
D6/376, 379, 380; 297/232, 445.1, 451.3,  
297/451.9; 5/12.1

See application file for complete search history.

(56) **References Cited**

**U.S. PATENT DOCUMENTS**

D103,416 S \* 3/1937 Tyrrell ..... D6/381  
3,857,120 A \* 12/1974 Acker ..... 5/12.1  
D234,731 S \* 4/1975 McDonald ..... D6/371  
3,929,375 A \* 12/1975 Gans ..... 297/440.23  
D257,454 S \* 10/1980 Nash ..... D6/364  
D283,275 S \* 4/1986 Culler ..... D6/371  
D305,184 S \* 12/1989 Coley ..... D6/381  
5,008,966 A \* 4/1991 Lepow ..... 5/496

D337,450 S \* 7/1993 Dettinger ..... D6/381  
D351,687 S \* 10/1994 McMahon ..... D30/118  
D382,129 S \* 8/1997 Lewis ..... D6/381  
D423,808 S \* 5/2000 Natuzzi et al. .... D6/381  
D429,081 S \* 8/2000 Gomez ..... D6/381  
D432,807 S \* 10/2000 Gollinucci ..... D6/381  
D439,431 S \* 3/2001 Binder et al. .... D6/381  
D446,039 S \* 8/2001 Gomez ..... D6/381  
D448,946 S \* 10/2001 Goetz ..... D6/381  
D485,086 S \* 1/2004 Gomez ..... D6/381  
D498,074 S \* 11/2004 Gomez ..... D6/381  
D504,034 S \* 4/2005 Higgs et al. .... D6/381

**OTHER PUBLICATIONS**

Wicker sofa #4, Shoner Wohnen catalog, p. 41, Jul. 1999, 1 pg.\*

\* cited by examiner

*Primary Examiner*—Sandra Snapp

(74) *Attorney, Agent, or Firm*—Young & Thompson

(57) **CLAIM**

The ornamental design for a sofa, as shown and described.


**DESCRIPTION**

FIG. 1 is a front perspective view of a sofa showing my new design;

FIG. 2 is an end perspective view thereof taken from the left of FIG. 1, the end perspective view thereof taken from the right of FIG. 1 being the mirror image thereof; and,

FIG. 3 is a rear perspective view thereof.

**1 Claim, 3 Drawing Sheets**



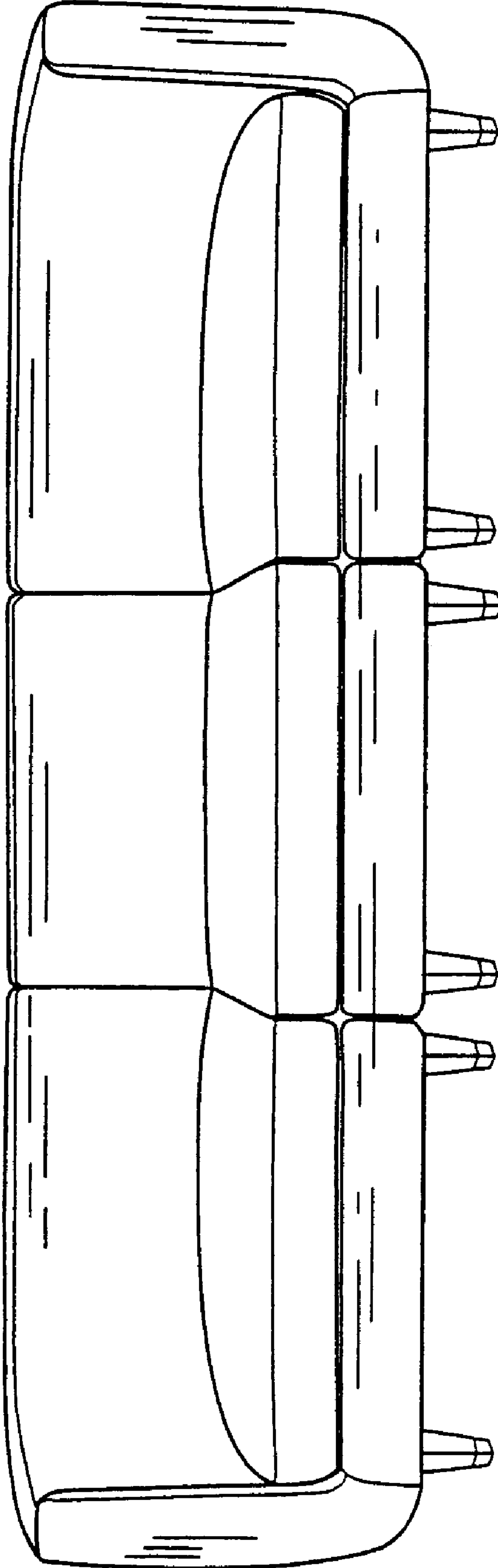


FIG. 1

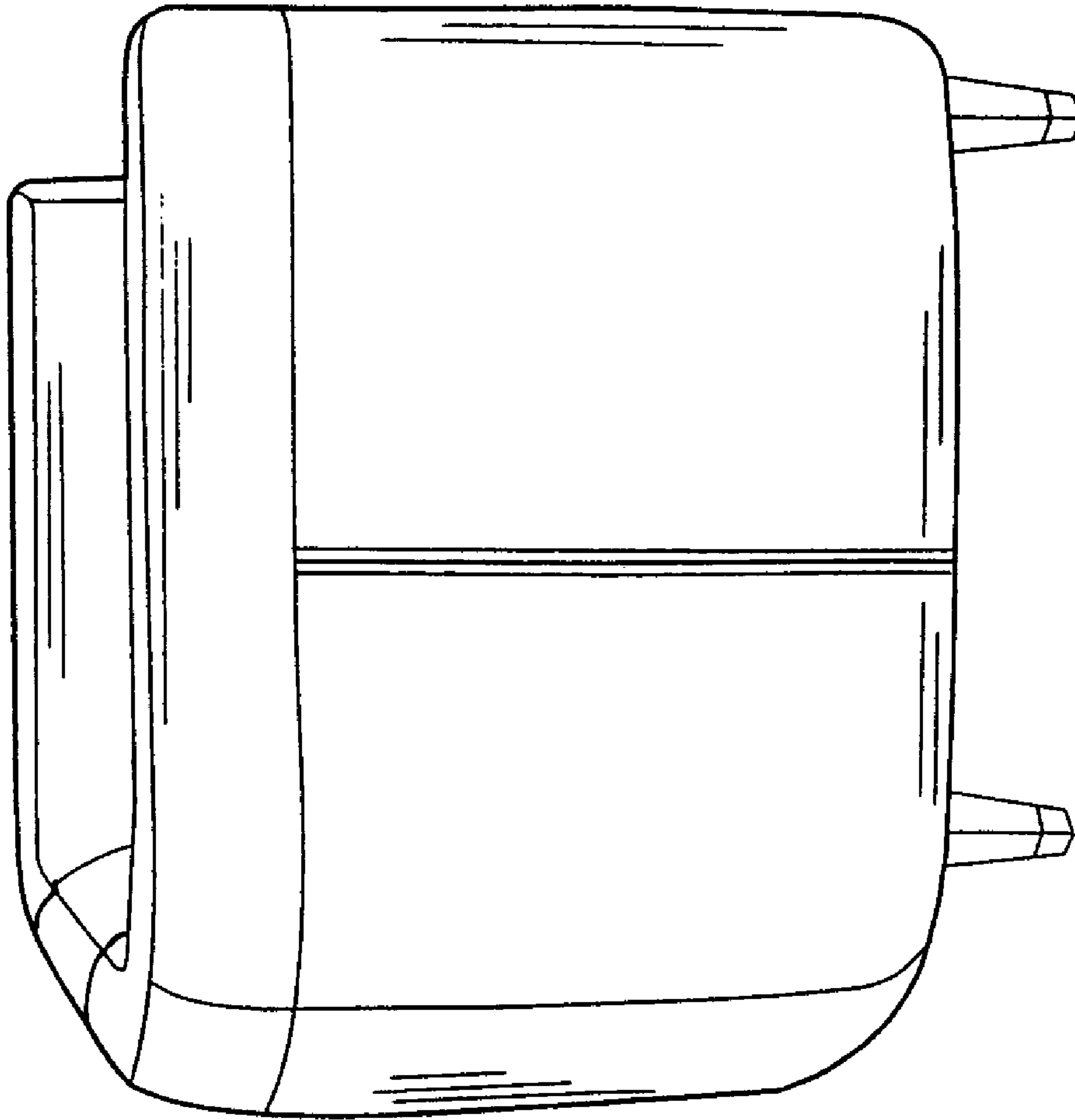


FIG. 2

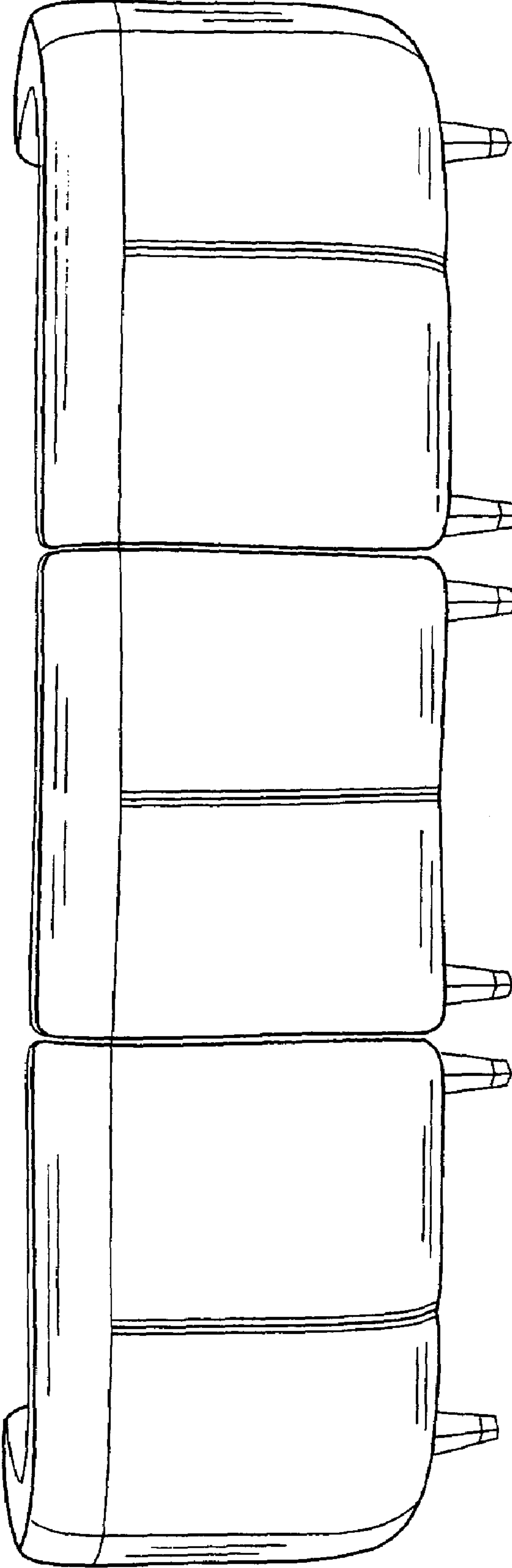


FIG. 3