



US00D554375S

(12) **United States Design Patent**
Gunjian

(10) **Patent No.:** **US D554,375 S**

(45) **Date of Patent:** **** Nov. 6, 2007**

(54) **LINT BRUSH**

(75) Inventor: **Armen G Gunjian**, Plattsburgh, NY
(US)

(73) Assignee: **Brushtech, Inc.**, Plattsburgh, NY (US)

(**) Term: **14 Years**

(21) Appl. No.: **29/263,997**

(22) Filed: **Aug. 2, 2006**

(51) **LOC (8) Cl.** **04-01**

(52) **U.S. Cl.** **D4/128; D4/131**

(58) **Field of Classification Search** D4/128,
D4/131; 15/104.05, 104.066, 104.16, 104.2,
15/104.31, 160, 164, 207.2

See application file for complete search history.

(56) **References Cited**

U.S. PATENT DOCUMENTS

1,515,503 A	11/1924	Lucey	
1,576,182 A	3/1926	Fletcher	
1,588,940 A	6/1926	Cave	
1,711,741 A	5/1929	Nelson	
1,811,205 A *	6/1931	Lee	131/245
1,910,153 A	5/1933	Eisenhut et al.	
D98,940 S	3/1936	Hertzberg	
2,186,832 A	1/1940	Hertzberg	
2,223,783 A	12/1940	Fletcher	
2,230,968 A *	2/1941	Cave	300/21
2,279,209 A	4/1942	Snyder	
D173,852 S	1/1955	Pope	
2,792,579 A	5/1957	Roy	
2,913,756 A	11/1959	MacFarland	
4,056,863 A	11/1977	Gunjian	
4,114,221 A	9/1978	Enchelmaier	
4,114,504 A *	9/1978	Koregelos	84/453
4,192,036 A	3/1980	Heymann	

4,357,727 A	11/1982	McDowell	
5,319,823 A	6/1994	Baum et al.	
5,339,480 A	8/1994	Murg et al.	
5,370,141 A	12/1994	Gueret	
D360,301 S *	7/1995	Hogle	D4/131
5,452,490 A	9/1995	Brundula et al.	
5,513,410 A	5/1996	Liu	
5,560,069 A	10/1996	Berger et al.	
5,595,198 A	1/1997	Kemmerer	

(Continued)

OTHER PUBLICATIONS

U.S. Appl. No. 11/509,916, filed Aug. 25, 2006, Gunjian.

U.S. Appl. No. 29/264,053, filed Aug. 2, 2006, Gunjian.

REVLON® Fabulash® Mascara. <http://www.revlon.com/product.asp?ProductID=28389&Mode=catalog>. © 1992-1006.

Primary Examiner—Alan P. Douglas

Assistant Examiner—Lavone D. Tabor

(74) *Attorney, Agent, or Firm*—Burr & Brown

(57) **CLAIM**

The ornamental design for a lint brush, as shown and described.

DESCRIPTION

FIG. 1 is a top plan view of a lint brush illustrating my new design;

FIG. 2 is a right side elevational view thereof;

FIG. 3 is a bottom view thereof;

FIG. 4 is a left side elevational view thereof;

FIG. 5 is a front view thereof; and,

FIG. 6 is a rear view thereof.

The handle of the lint brush is drawn in dotted lines, because it does not form part of the claimed design.

1 Claim, 1 Drawing Sheet



US D554,375 S

Page 2

U.S. PATENT DOCUMENTS

5,611,361 A	3/1997	Leone	6,276,023 B1	8/2001	Grundy
D380,090 S	6/1997	Zemel	6,279,583 B1	8/2001	Neuner
5,819,354 A	10/1998	Alonso et al.	6,295,994 B1	10/2001	Thayer et al.
5,970,989 A	10/1999	Litton	6,390,708 B1	5/2002	Gueret
5,970,990 A	10/1999	Dunton et al.	6,427,700 B1	8/2002	Leone et al.
D417,324 S	11/1999	Farls	6,470,897 B1	10/2002	Jung et al.
6,047,432 A	4/2000	Sode	6,574,823 B1	6/2003	Stegens
D425,668 S	5/2000	Garofano et al.	6,948,780 B1	9/2005	Litman et al.
D426,028 S	5/2000	Garofano et al.	6,957,654 B2	10/2005	Montoli et al.
6,237,609 B1	5/2001	Vasas	2003/0056809 A1	3/2003	Horton
6,241,411 B1	6/2001	Brieva et al.	2003/0060824 A1	3/2003	Viart et al.
6,260,558 B1	7/2001	Neuner	2005/0060825 A1	3/2005	Hillenbrand

* cited by examiner



FIG. 1



FIG. 2



FIG. 3




FIG. 4




FIG. 5




FIG. 6