



US00D554369S

(12) **United States Design Patent**
Katz et al.

(10) **Patent No.:** **US D554,369 S**

(45) **Date of Patent:** **** Nov. 6, 2007**

(54) **CARRYING CASE**

(75) Inventors: **Jonathan M. Katz**, Solon, OH (US);
Laura L. Manson, Medina, OH (US)

(73) Assignee: **Vita-Mix Corporation**, Cleveland, OH (US)

(**) Term: **14 Years**

(21) Appl. No.: **29/257,052**

(22) Filed: **Mar. 30, 2006**

(51) **LOC (8) Cl.** **03-01**

(52) **U.S. Cl.** **D3/279; D3/283; D3/289**

(58) **Field of Classification Search** D3/201,
D3/203.1, 203.6, 217, 254, 258, 263, 267-268,
D3/273-274, 276, 279, 283-284, 289, 301,
D3/902, 904; 190/18 R, 18 A, 100, 103,
190/108-109, 111-113, 115; 206/315.1,
206/315.9, 315.91, 316.1, 320; 224/919;
280/47.17, 47.24, 47.26, 47.371, 47.34

See application file for complete search history.

(56) **References Cited**

U.S. PATENT DOCUMENTS

D374,773 S *	10/1996	Domotor	D3/279
5,632,429 A *	5/1997	Cantwell	224/630
D402,460 S *	12/1998	Moor	D3/217
D451,274 S *	12/2001	Kegels	D3/217
D457,306 S *	5/2002	Szyf	D3/217
6,443,274 B1 *	9/2002	Klamm	190/18 A
D469,952 S *	2/2003	Daglow et al.	D3/216
6,880,685 B2 *	4/2005	Fenton et al.	190/124
2004/0020732 A1 *	2/2004	Chen	190/18 A

2004/0031654 A1 *	2/2004	Chang	190/18 A
2005/0104333 A1 *	5/2005	Schmidt	280/651
2007/0074941 A1 *	4/2007	Liang	190/107
2007/0102253 A1 *	5/2007	Godshaw et al.	190/18 A

OTHER PUBLICATIONS

Vita-Mix Travel Bag. Downloaded May 25, 2007 at <http://www.vitamix.com/household/products/vitabag/index.html>.*

One Photograph of a prior art product of Columbia-Rocky Mountain Trail, Buena Vista, California, undated.

Six Photographs of prior art products of Victorinox Swiss Army, New York, New York, undated.

* cited by examiner

Primary Examiner—Philip S. Hyder

Assistant Examiner—RoseLynne (Ulm) Cody

(74) *Attorney, Agent, or Firm*—Renner, Kenner, Greive, Bobak, Taylor & Weber

(57) **CLAIM**

The ornamental design for a carrying case, as shown and described.

DESCRIPTION

FIG. 1 is a top, front, right side perspective view of a carrying case showing our new design;

FIG. 2 is a front elevational view thereof;

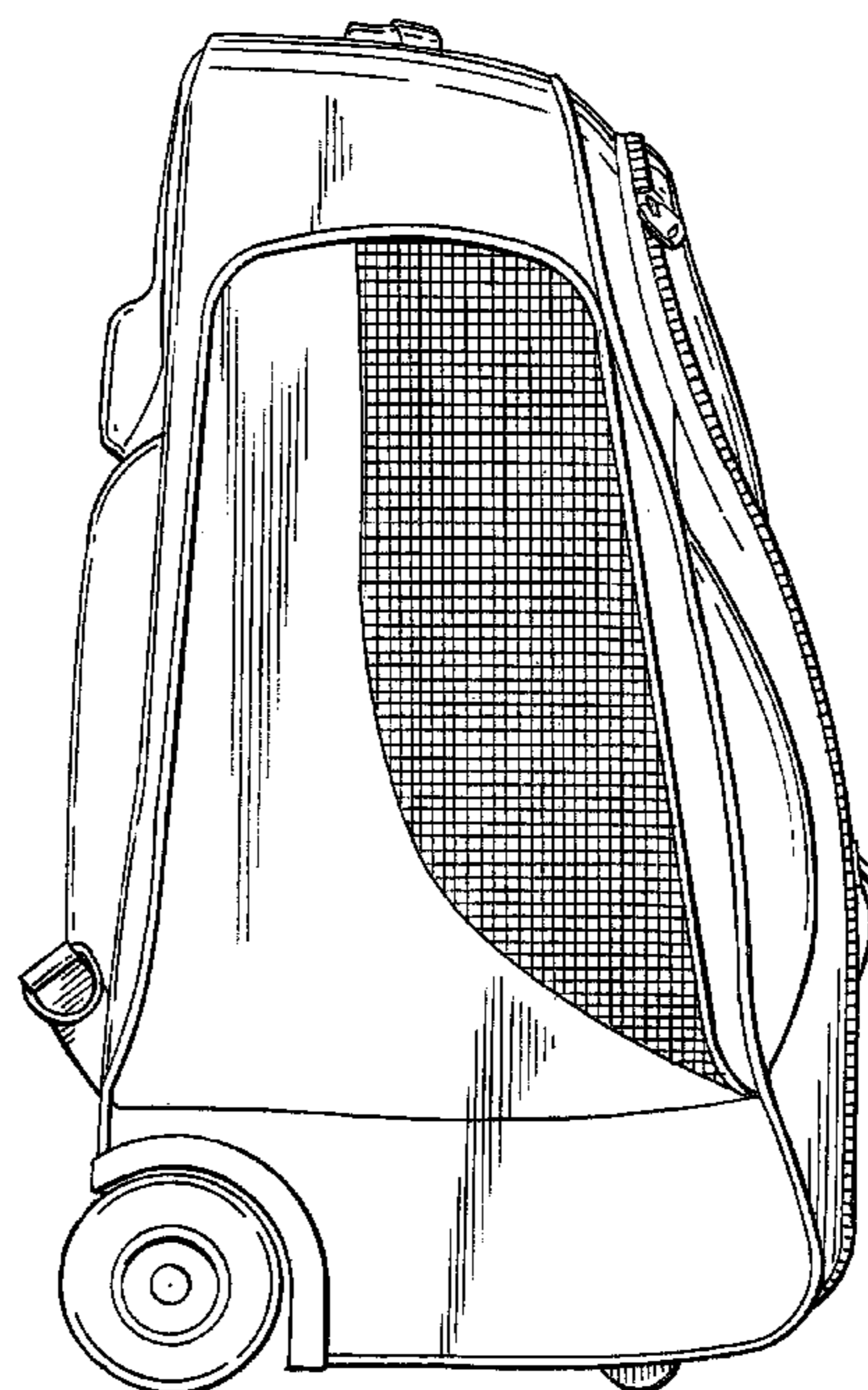
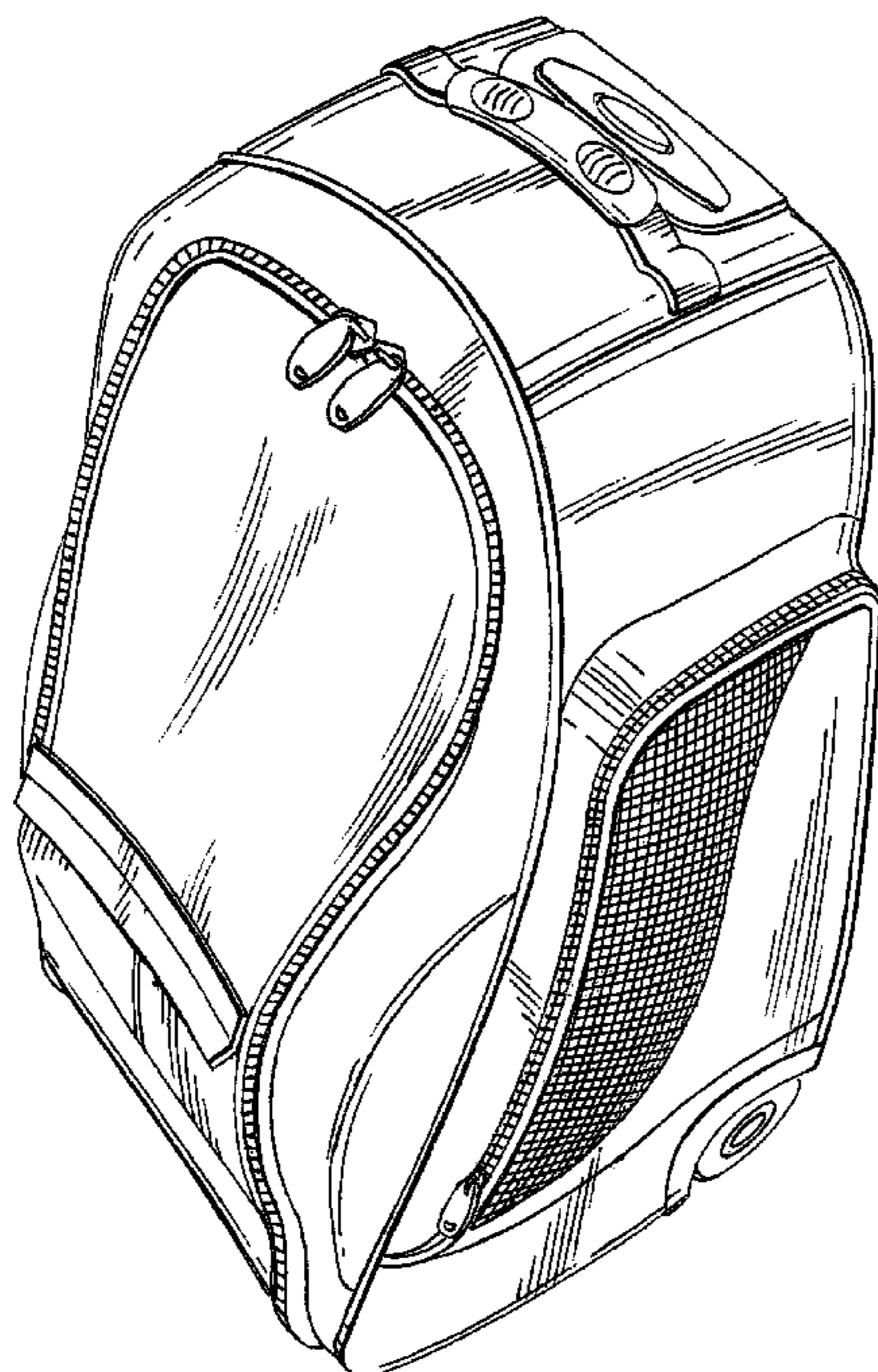
FIG. 3 is a rear elevational view thereof;

FIG. 4 is a left side elevational view thereof, the right side being a mirror image of FIG. 4;

FIG. 5 is a top plan view thereof; and,

FIG. 6 is a bottom plan view thereof.

1 Claim, 6 Drawing Sheets



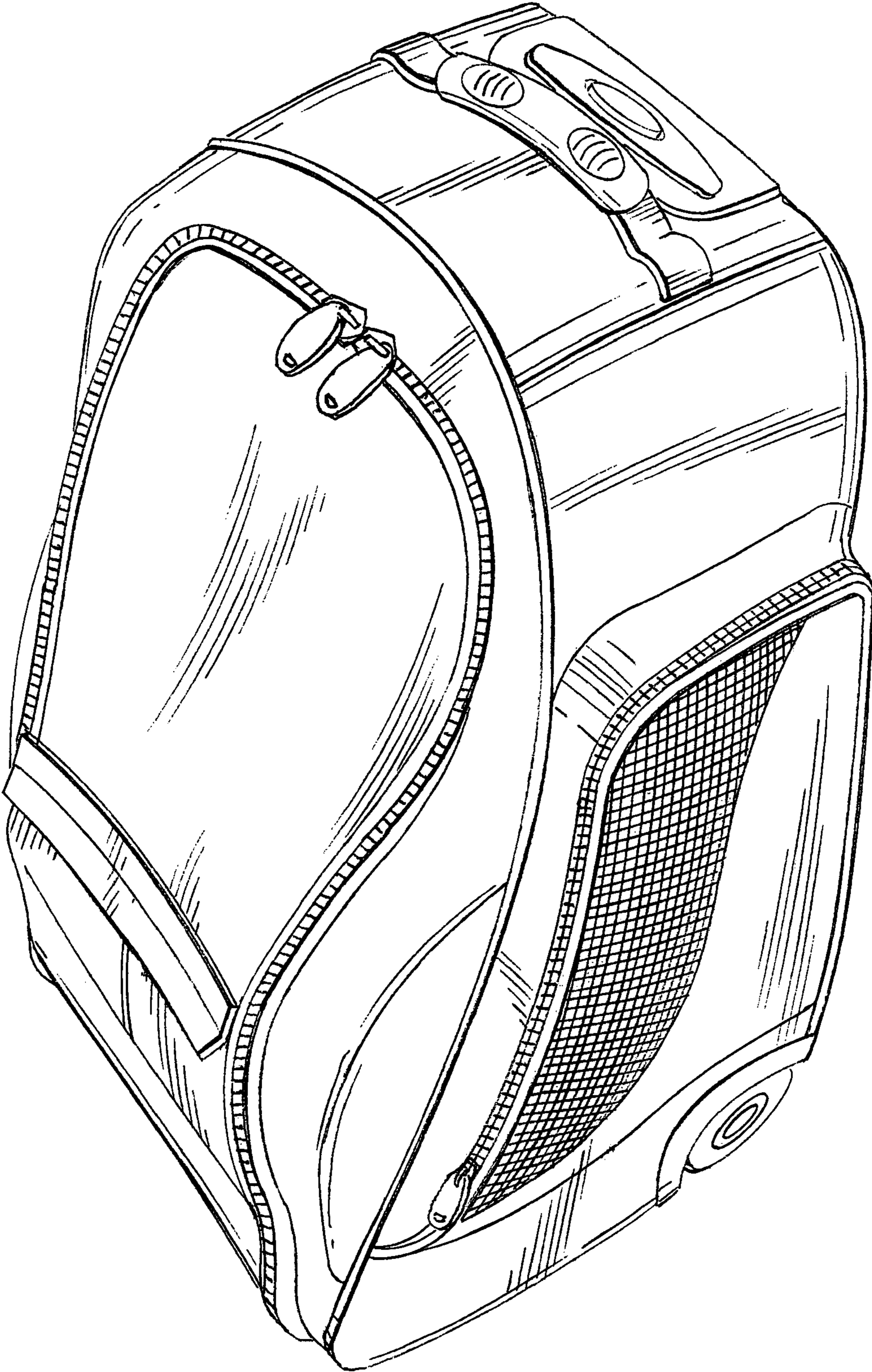


FIG. 1

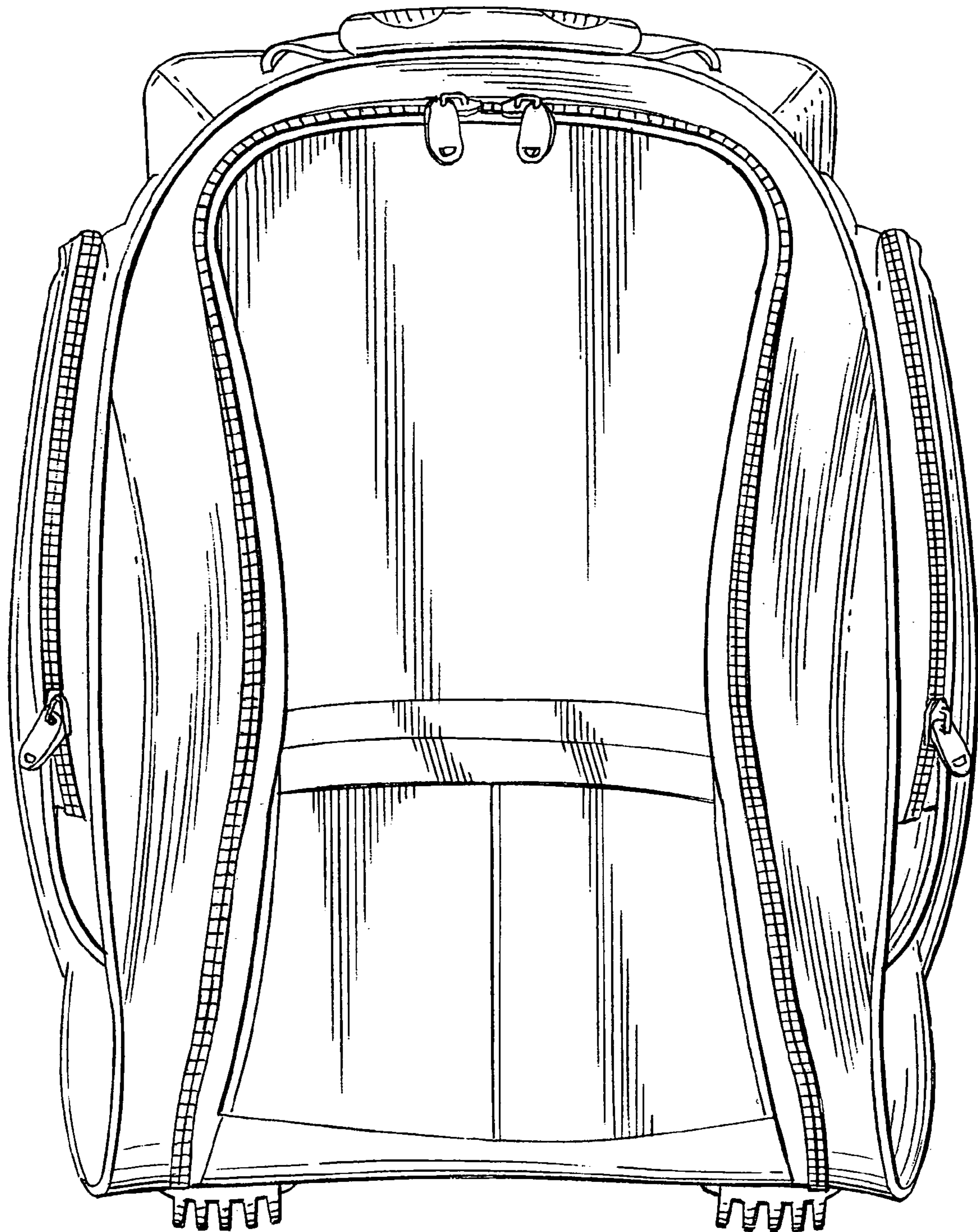


FIG. 2

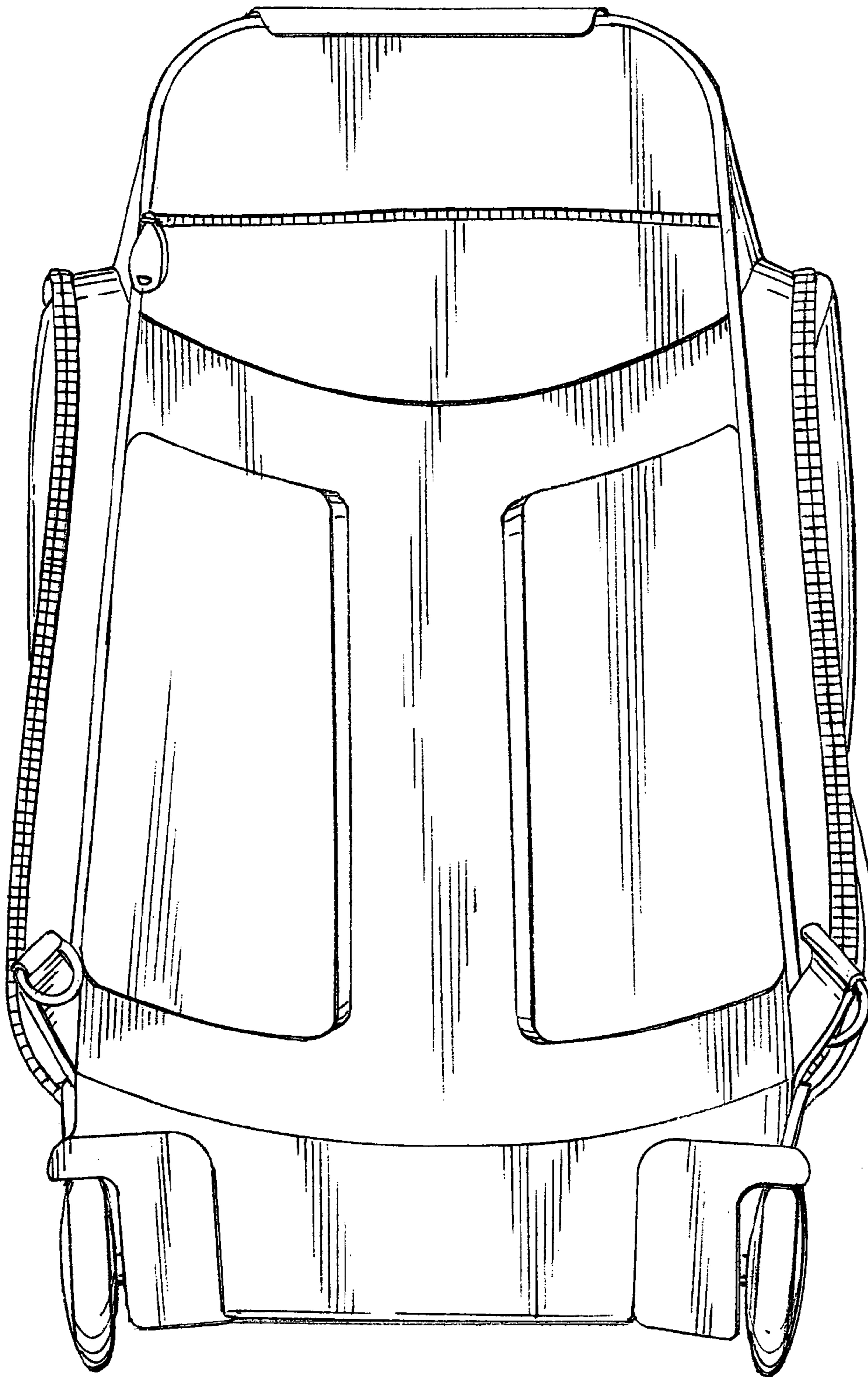


FIG. 3

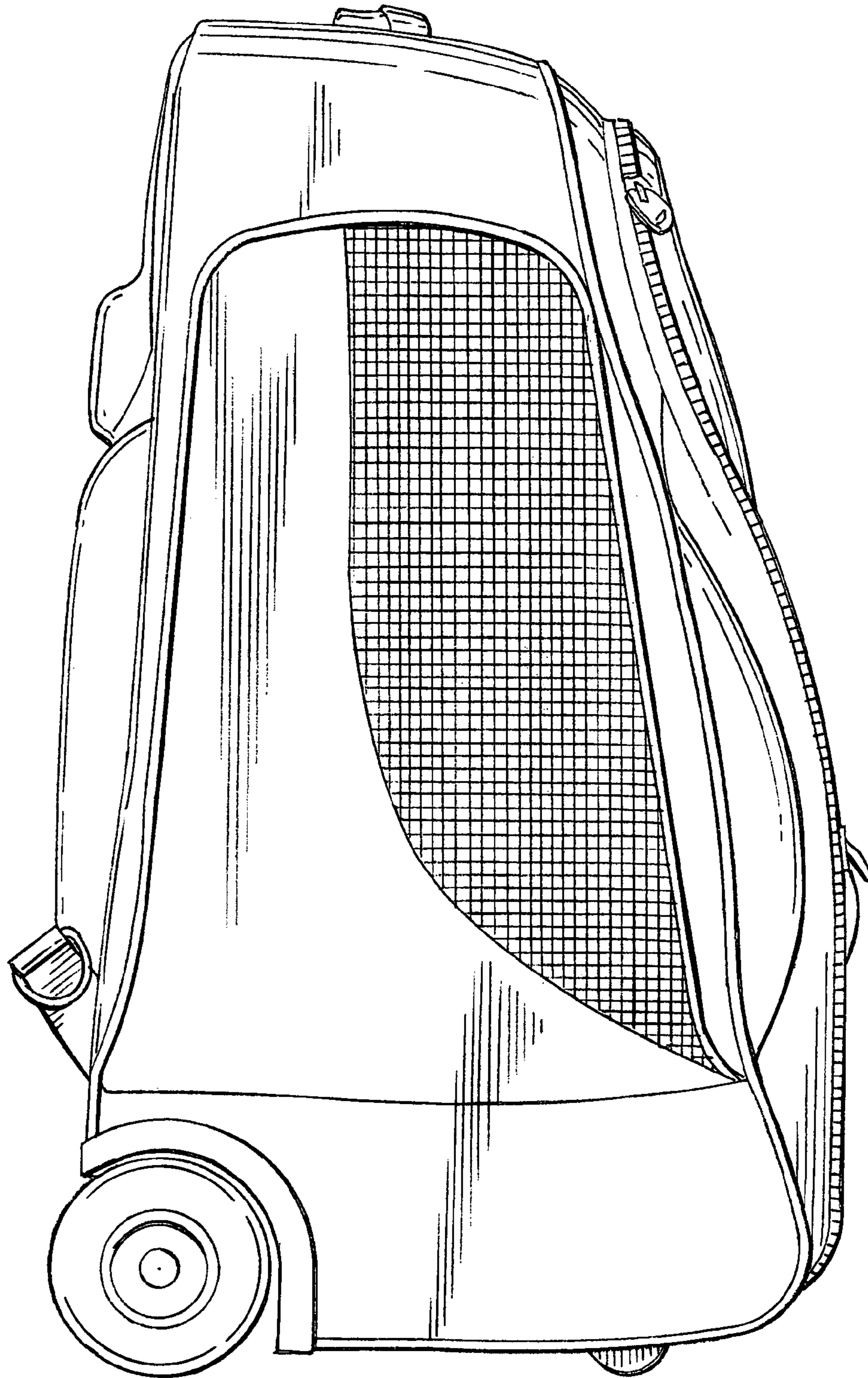


FIG. 4

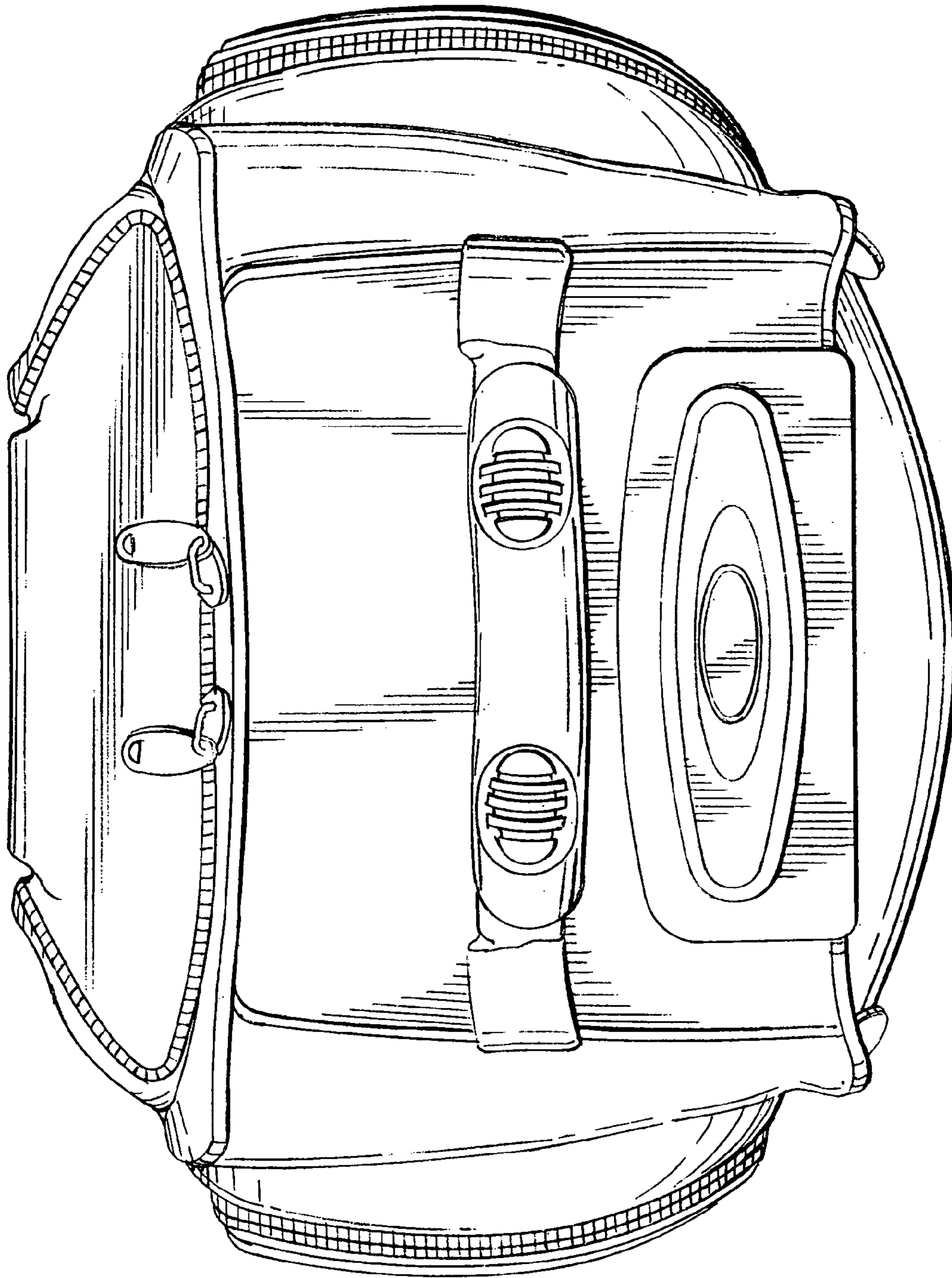


FIG. 5




FIG. 6