



US00D554368S

(12) **United States Design Patent**
O'Hara et al.

(10) **Patent No.:** **US D554,368 S**

(45) **Date of Patent:** **** Nov. 6, 2007**

(54) **CONTACT LENS CONTAINER**

(75) Inventors: **John O'Hara**, 2601 Warson Rd., St. Louis, MO (US) 63124; **Christopher L. Peterson**, Chippewa Falls, WI (US); **Micah L. Maraia**, Menomonie, WI (US)

(73) Assignee: **John O'Hara**, St. Louis, MO (US)

(**) Term: **14 Years**

(21) Appl. No.: **29/276,508**

(22) Filed: **Jan. 26, 2007**

(51) **LOC (8) Cl.** **03-01**

(52) **U.S. Cl.** **D3/264; D3/263; D3/203.1**

(58) **Field of Classification Search** D9/420, D9/423-424, 500, 502-503, 505, 549, 557-558, D9/562; D3/201, 203.1, 203.2, 205, 219, D3/263, 264, 265, 901; D24/120, 216, 217, D24/218, 224, 226; D28/73, 76, 78, 82, D28/91

See application file for complete search history.

(56) **References Cited**

U.S. PATENT DOCUMENTS

4,909,382 A	3/1990	Cuppari	
5,280,834 A	1/1994	Berkley	
D354,070 S *	1/1995	Chen	D24/218
5,452,792 A	9/1995	Zautke et al.	
D393,721 S *	4/1998	Okada	D24/218

6,038,997 A	3/2000	Madden	
6,382,409 B1	5/2002	Scala	
D474,886 S *	5/2003	Fleming et al.	D3/203.1
7,042,805 B1	5/2006	Kallman	
D534,422 S *	1/2007	Hallberg	D9/422

* cited by examiner

Primary Examiner—Ian Simmons

Assistant Examiner—Dana Sipos

(74) *Attorney, Agent, or Firm*—Hovey Williams LLP

(57) **CLAIM**

The ornamental design for contact lens container, as shown and described.

DESCRIPTION

FIG. 1 is a top, right perspective view of a contact lens container showing my new design;

FIG. 2 is a top left rear perspective view thereof;

FIG. 3 is a bottom right front perspective view thereof;

FIG. 4 is a top plan view thereof;

FIG. 5 is a front elevational view thereof;

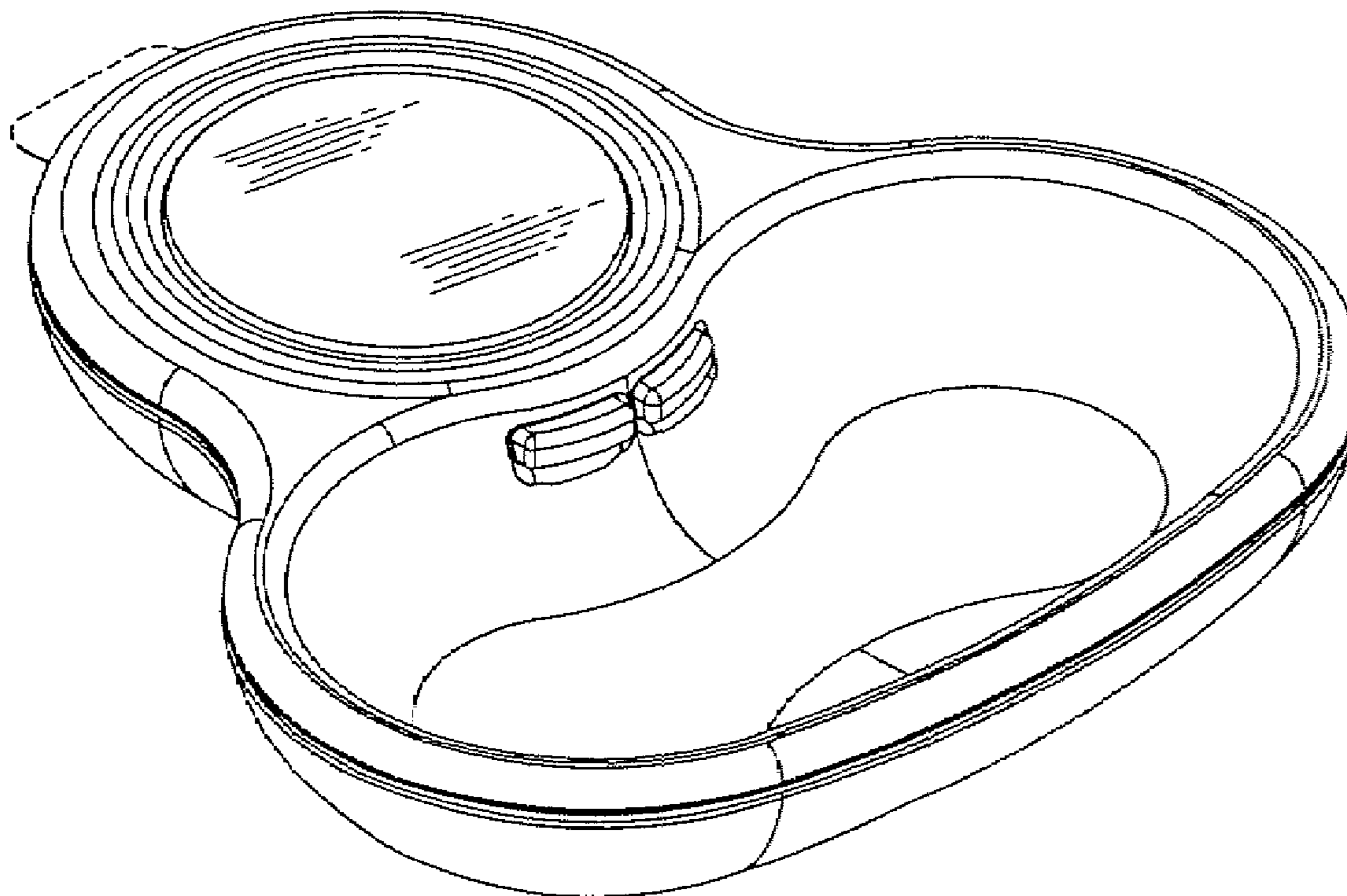
FIG. 6 is a right side view thereof, the left side being a mirror image;

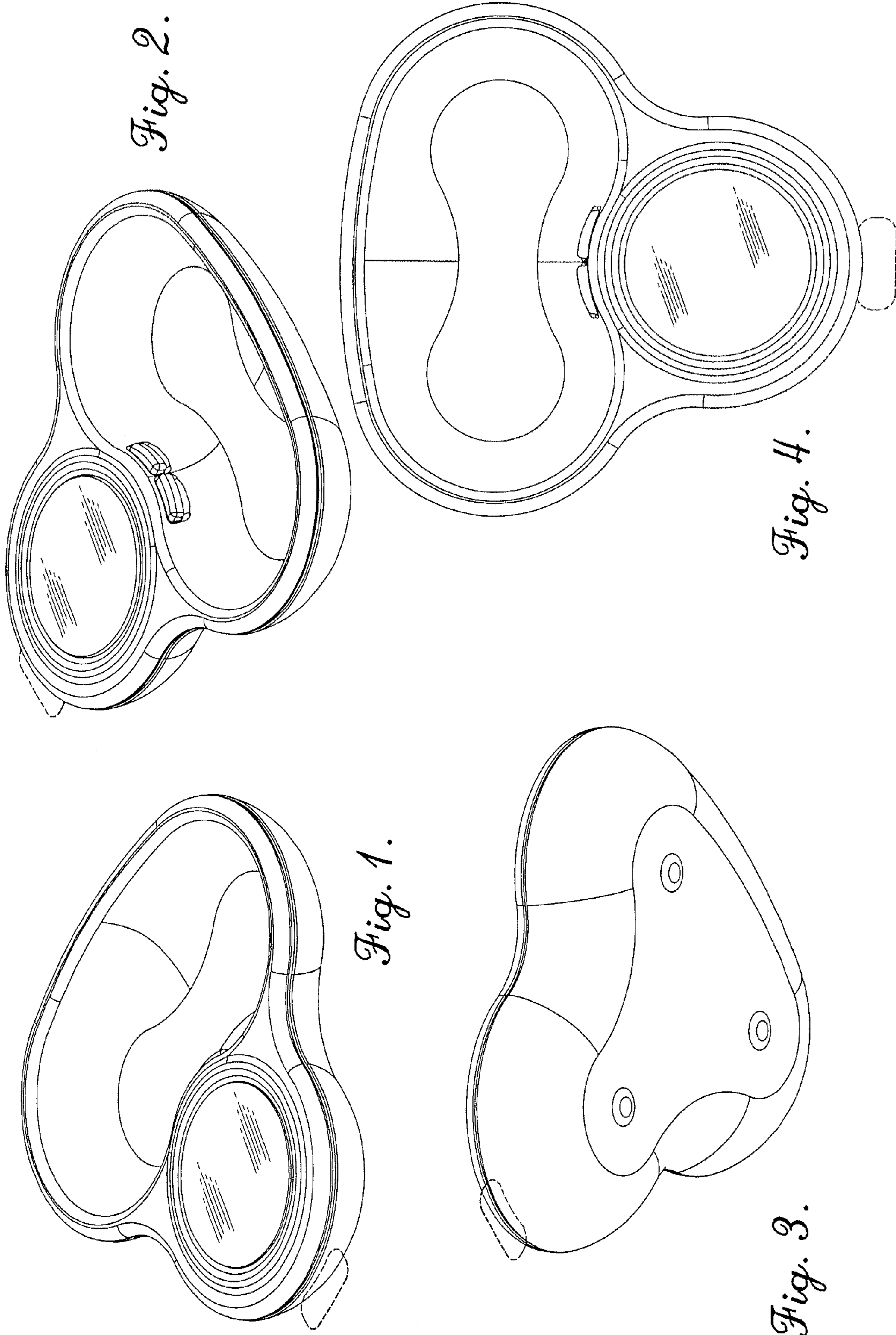
FIG. 7 is a rear view thereof, and,

FIG. 8 is a bottom view thereof.

The broken lines shown in the drawings are for illustrative purposes only and form no part of the claimed design.

1 Claim, 2 Drawing Sheets





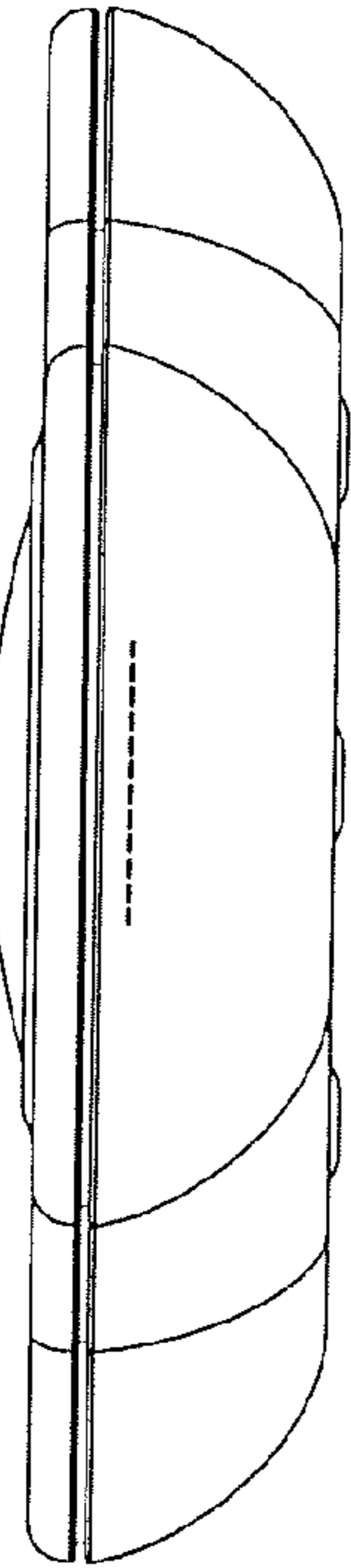


Fig. 5.

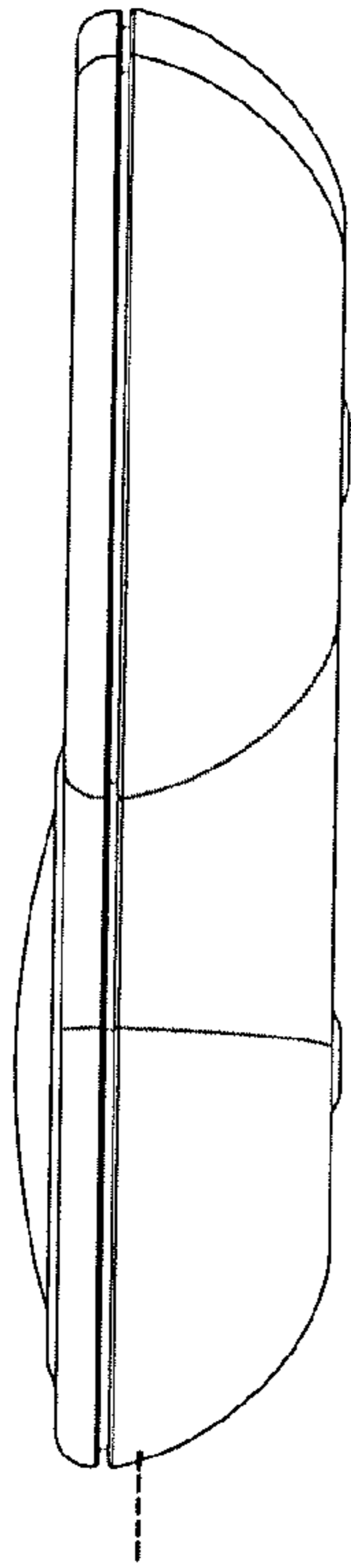


Fig. 6.

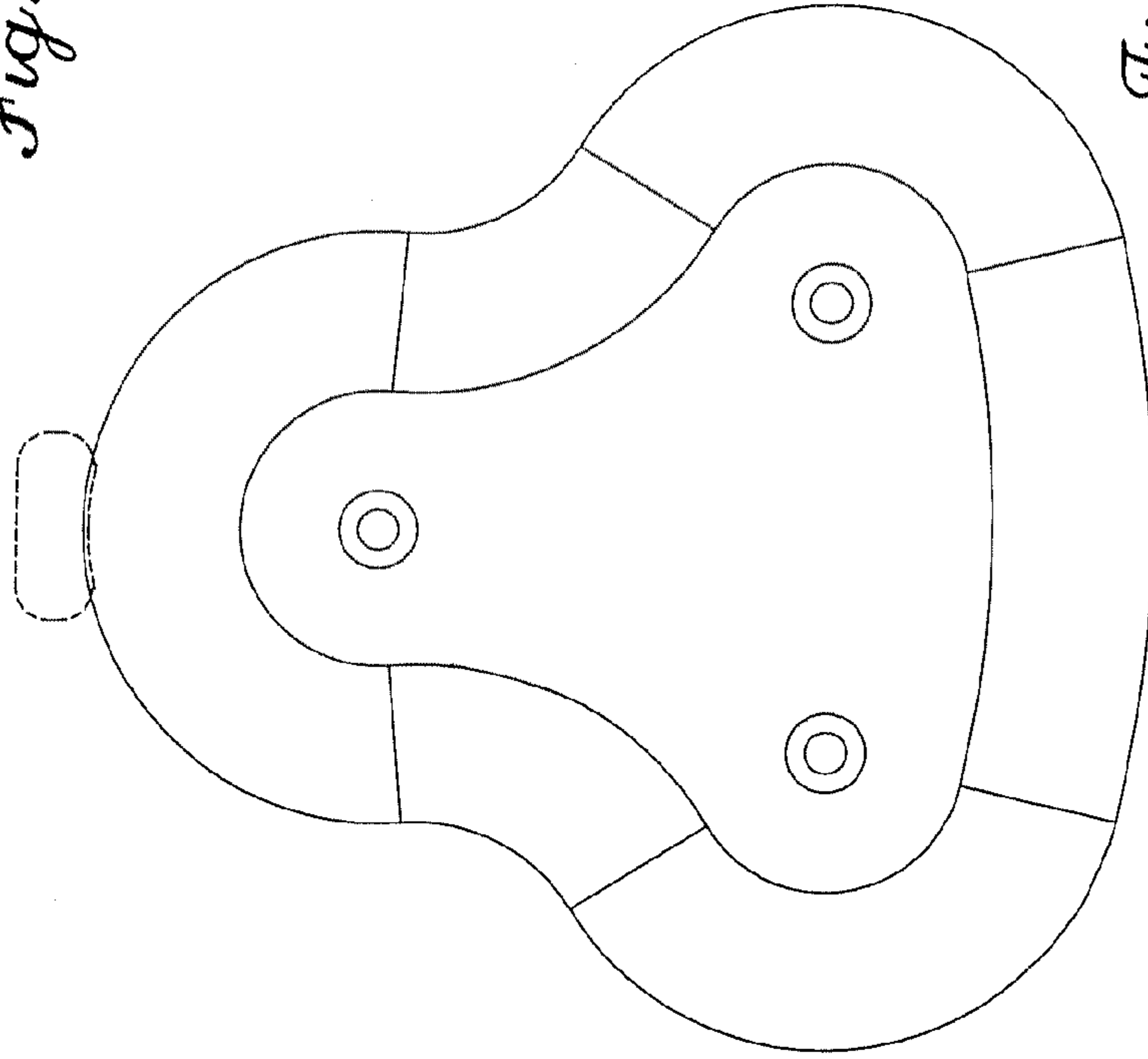


Fig. 8.

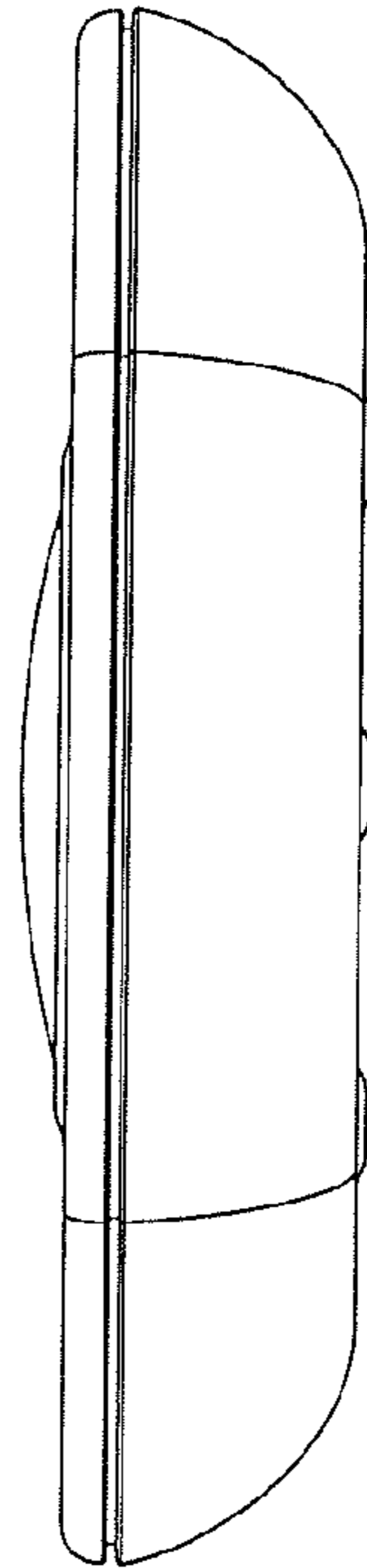


Fig. 7.