



US00D554353S

(12) **United States Design Patent** (10) **Patent No.:** **US D554,353 S**  
**Guers-Neyrud** (45) **Date of Patent:** **\*\* Nov. 6, 2007**

(54) **FOOTWEAR**

(75) Inventor: **Elisabeth Guers-Neyrud**, Paris (FR)

(73) Assignee: **J. Choo Limited**, London (GB)

(\*\*) Term: **14 Years**

(21) Appl. No.: **29/271,784**

(22) Filed: **Jan. 26, 2007**

(30) **Foreign Application Priority Data**

Jul. 28, 2006 (EM) ..... 000572219-0045

(51) **LOC (8) Cl.** ..... **02-99**

(52) **U.S. Cl.** ..... **D2/971**

(58) **Field of Classification Search** ..... D2/916-918,  
D2/925-945, 971; 36/1, 1.5, 11.5, 9 R  
See application file for complete search history.

(56) **References Cited**

**U.S. PATENT DOCUMENTS**

- D100,258 S \* 7/1936 Cohan ..... D2/930
- D102,140 S \* 12/1936 Miller ..... D2/930
- D107,859 S \* 1/1938 Ferragamo ..... D2/927
- D108,619 S \* 3/1938 Ferragamo ..... D2/927
- D108,620 S \* 3/1938 Farragamo ..... D2/927
- D113,390 S \* 2/1939 Maling ..... D2/927
- D118,471 S \* 1/1940 Earl ..... D2/928
- D118,521 S \* 1/1940 Tupper ..... D2/928
- D118,720 S \* 1/1940 Edelstein ..... D2/928
- D119,157 S \* 2/1940 Calderazzo ..... D2/927
- D119,162 S \* 2/1940 Calderazzo ..... D2/928
- D120,943 S \* 6/1940 Wolfelt ..... D2/927
- D125,035 S \* 2/1941 Frederick ..... D2/927
- D129,593 S \* 9/1941 Maling ..... D2/918
- D129,920 S \* 10/1941 Gross ..... D2/926

- D131,211 S \* 1/1942 Sobel ..... D2/927
- D142,507 S \* 10/1945 Wolock ..... D2/927
- D146,160 S \* 12/1946 Wolock ..... D2/927
- D158,390 S \* 5/1950 Lakow ..... D2/930
- D253,498 S 11/1979 Katz
- D501,711 S \* 2/2005 Choi ..... D2/971
- D525,415 S \* 7/2006 Kelsey ..... D2/930
- D530,497 S \* 10/2006 Kelsey ..... D2/971

**OTHER PUBLICATIONS**

U.S. Appl. No. 29/252,415, filed Jan. 23, 2006.

\* cited by examiner

*Primary Examiner*—Dominic Simone

(74) *Attorney, Agent, or Firm*—Fross Zelnick Lehrman & Zissu, P.C.; Lawrence E. Apolzon, Esq.

(57) **CLAIM**

The ornamental design for footwear, as shown and described.

**DESCRIPTION**

FIG. 1 is a front perspective view of a shoe showing my footwear design;

FIG. 2 is a left side view of the footwear shown in FIG. 1;

FIG. 3 is a right side view of the footwear shown in FIG. 1;

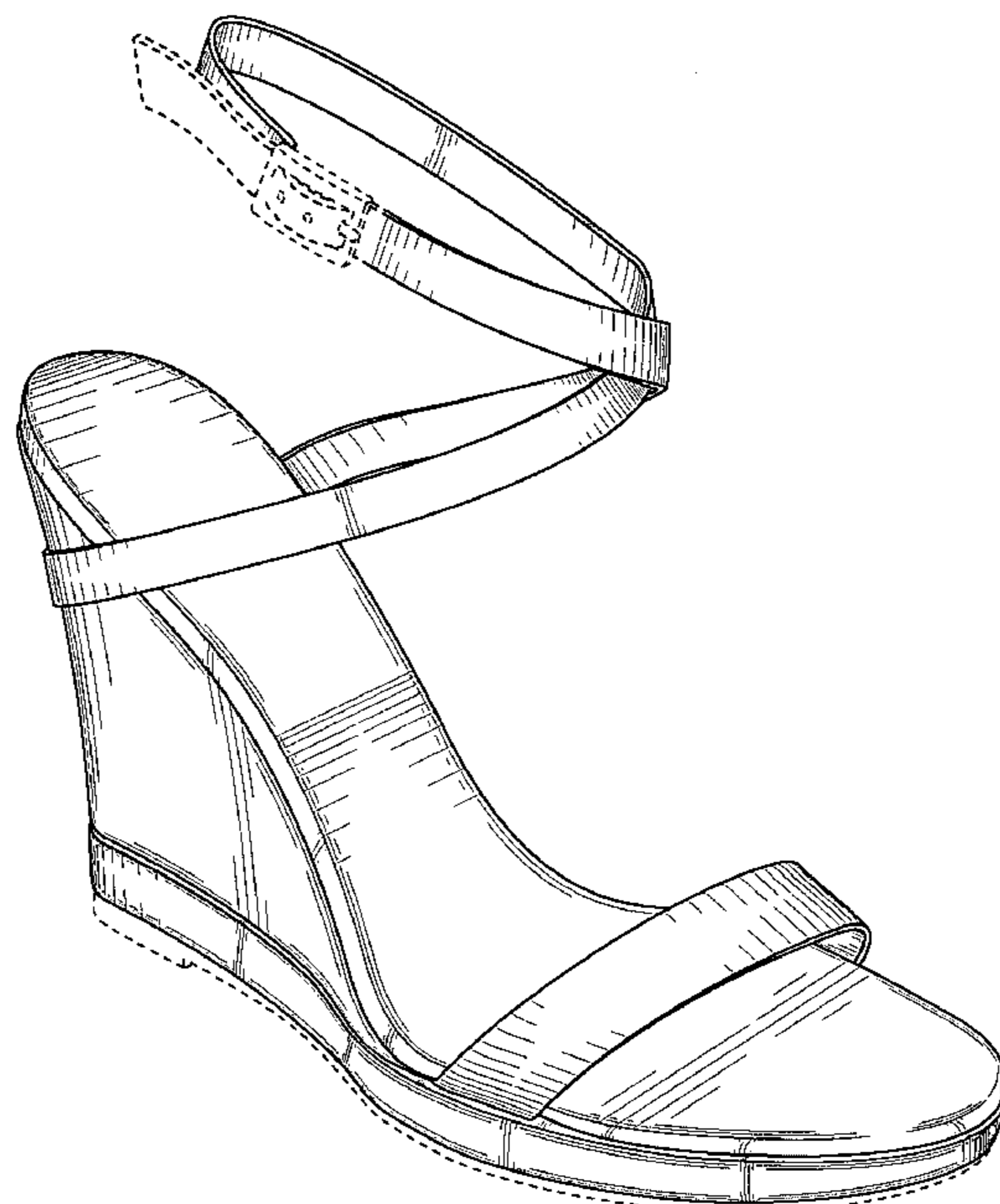
FIG. 4 is a front view of the footwear shown in FIG. 1;

FIG. 5 is a rear view of the footwear shown in FIG. 1; and,

FIG. 6 is a top view of the footwear shown in FIG. 1.

The broken line showing of the sole, buckle, buckle holes, and portion of strap is for illustrative purposes only and forms no part of the claimed design.

**1 Claim, 6 Drawing Sheets**



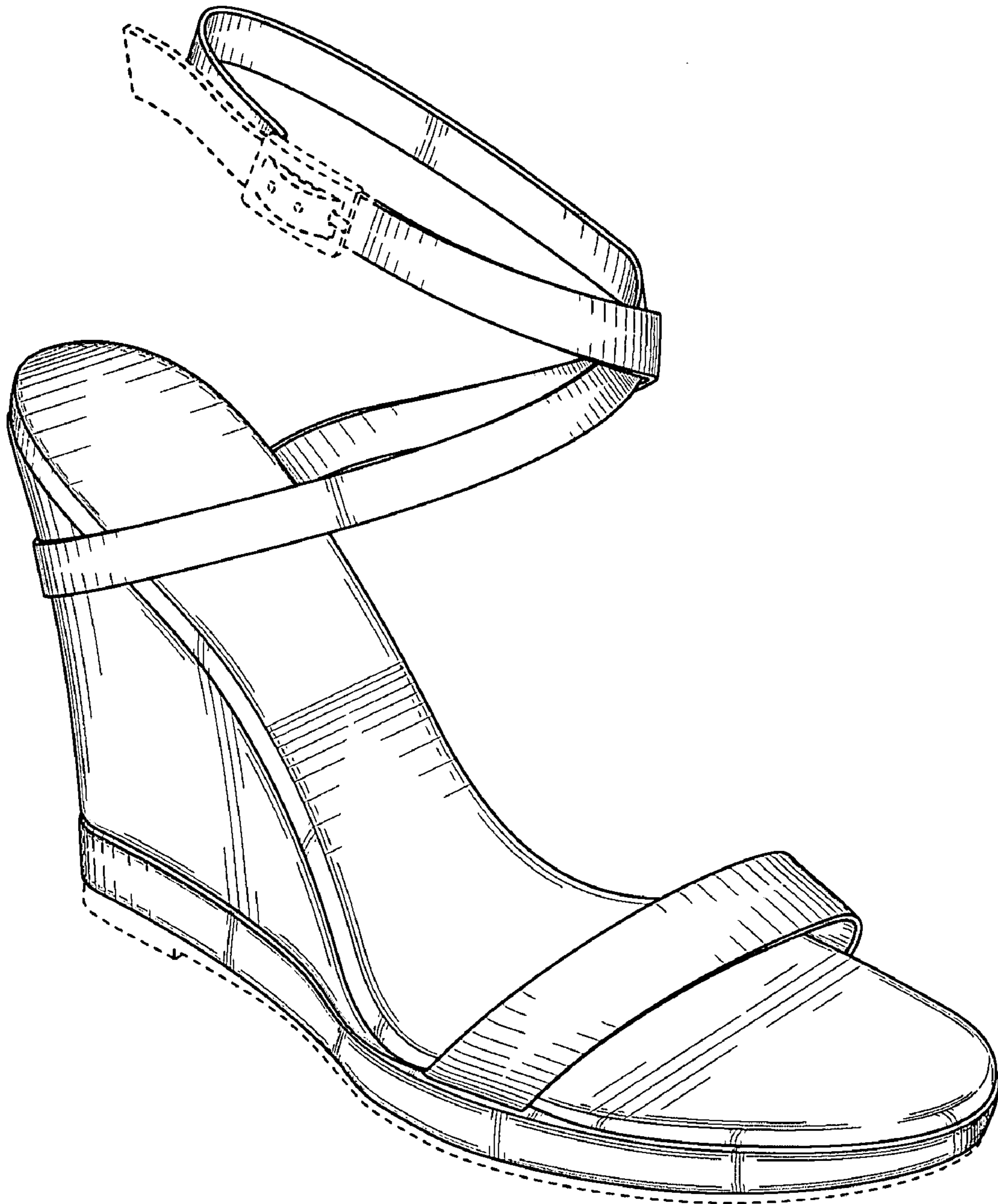


FIG. 1

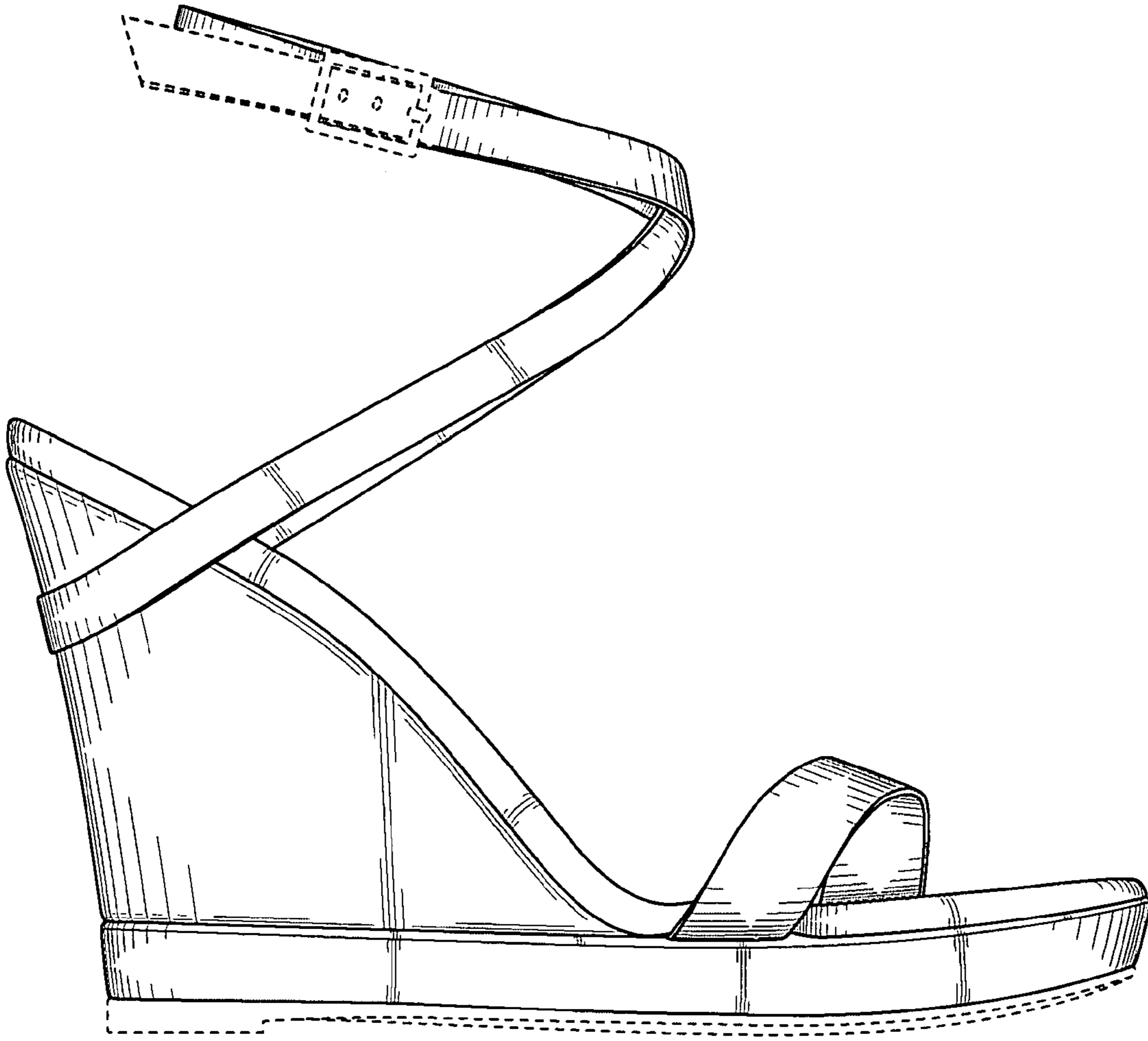


FIG. 2




FIG. 3



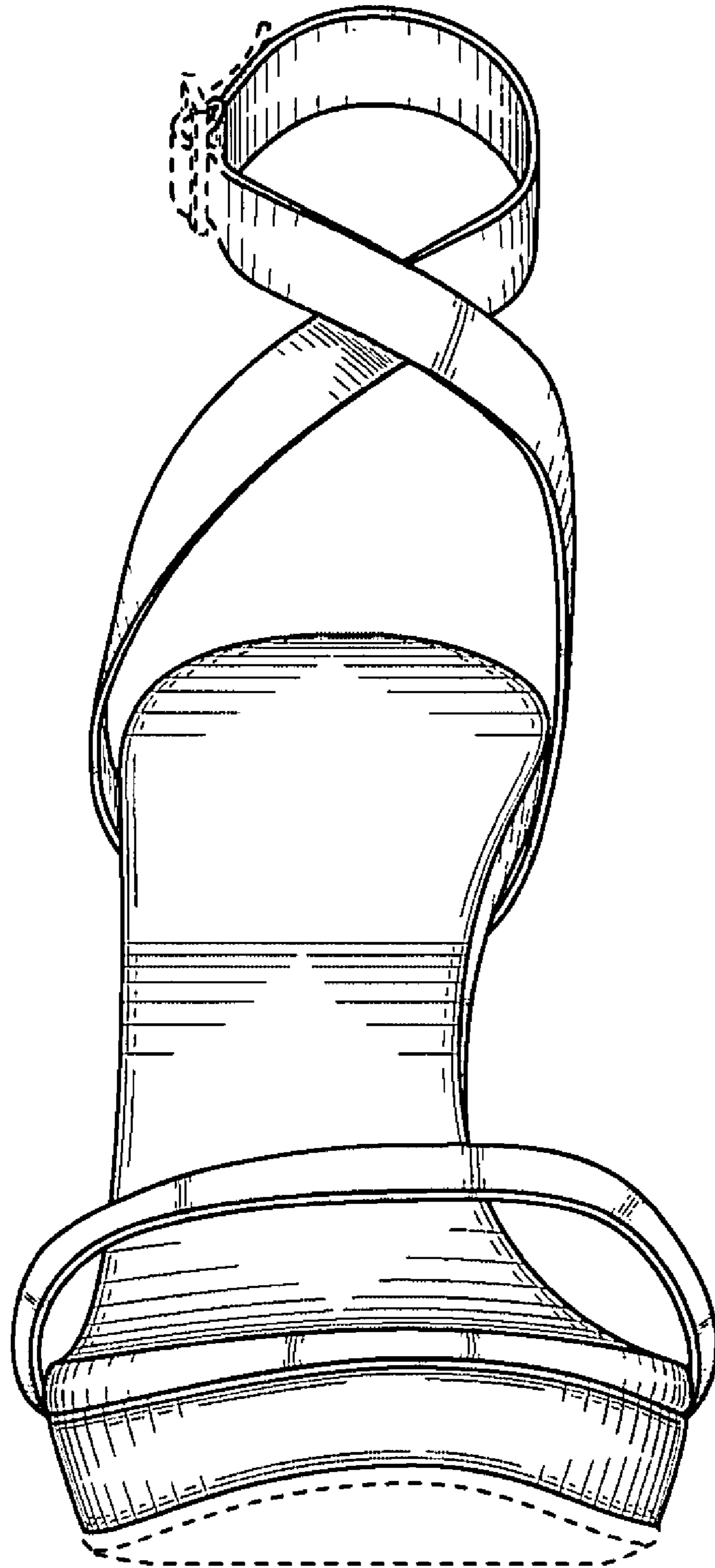


FIG. 4

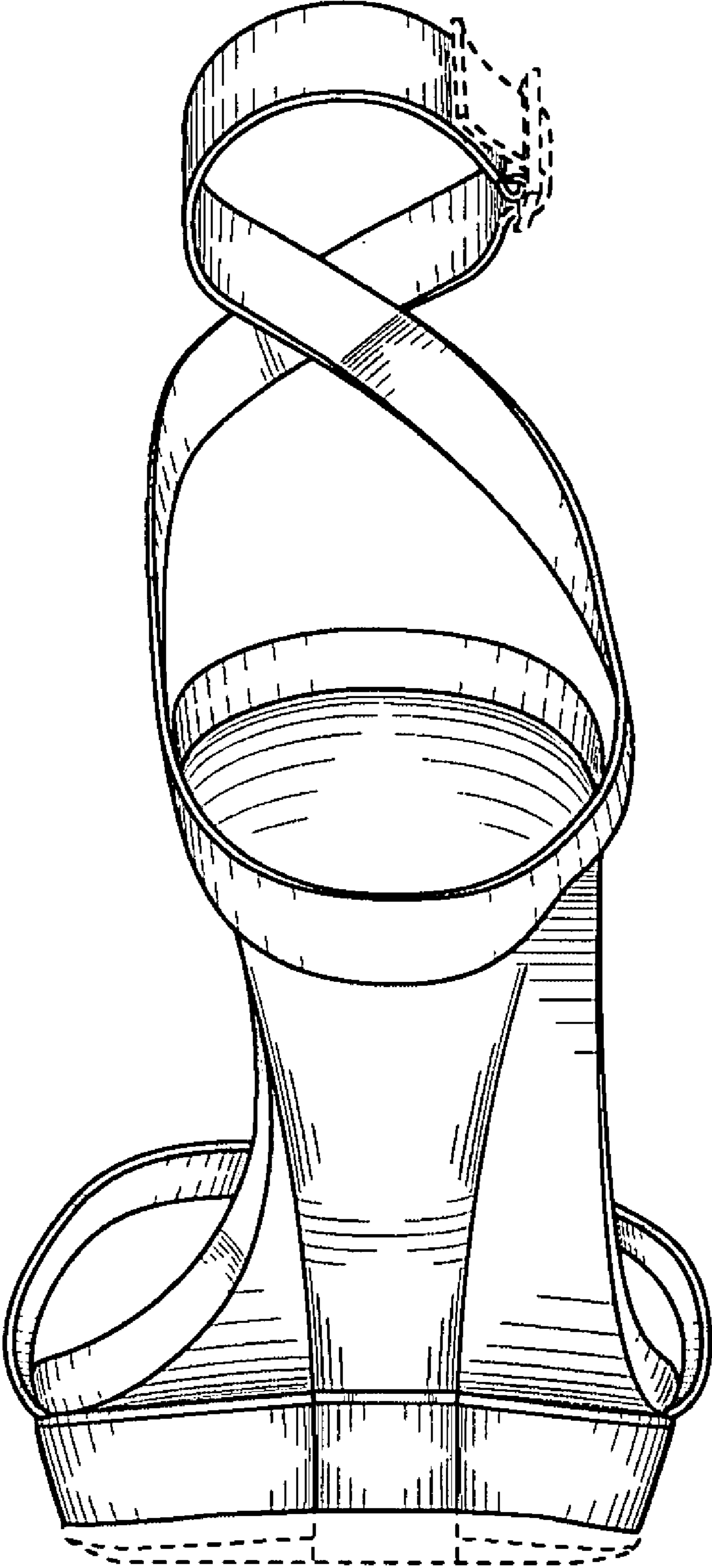


FIG. 5

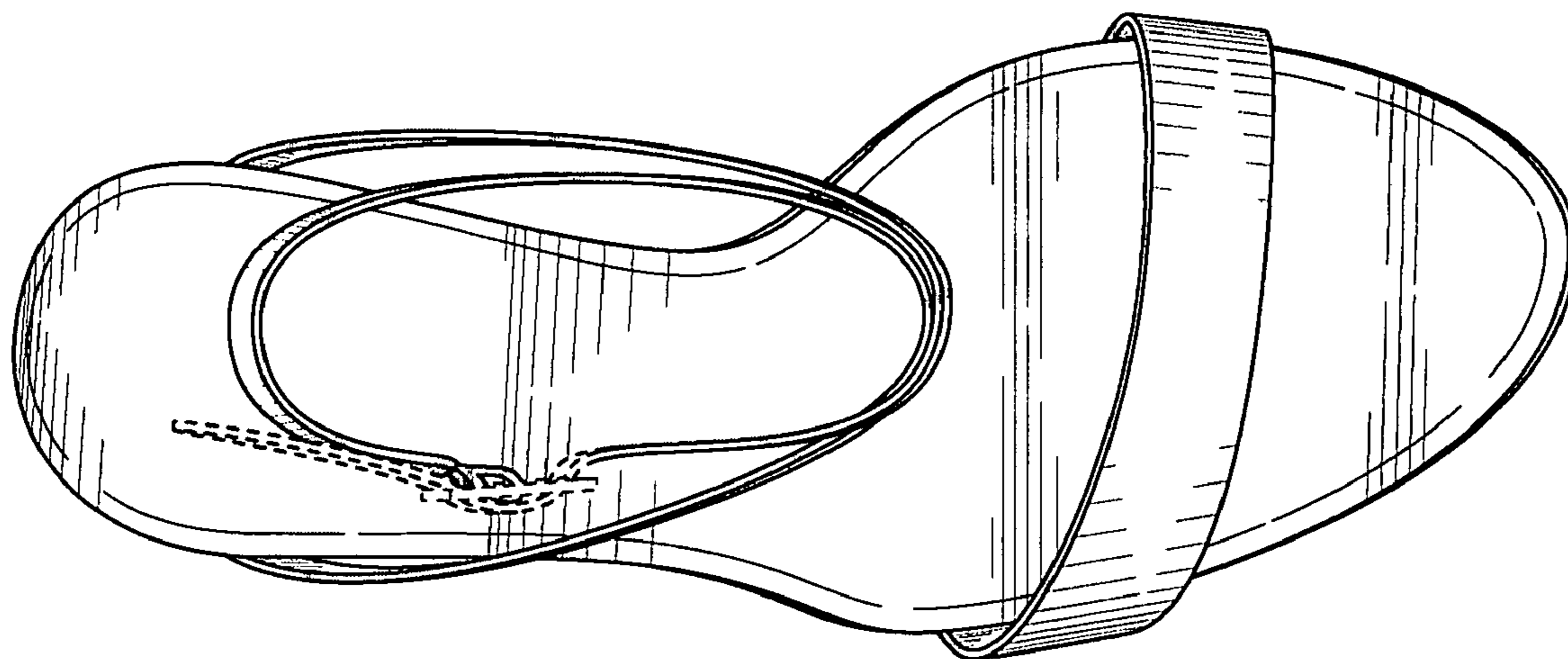


FIG. 6