



US00D554347S

(12) **United States Design Patent**  
**Kelsey**

(10) **Patent No.:** **US D554,347 S**

(45) **Date of Patent:** **\*\* Nov. 6, 2007**

(54) **FOOTWEAR**

(75) Inventor: **Jonathan Kelsey**, London (GB)

(73) Assignee: **J. Choo (Jersey) Limited**, St. Helier,  
Jersey (GB)

(\*\*) Term: **14 Years**

(21) Appl. No.: **29/255,779**

(22) Filed: **Mar. 9, 2006**

**Related U.S. Application Data**

(63) Continuation of application No. 29/255,492, filed on  
Mar. 7, 2006, now abandoned.

(30) **Foreign Application Priority Data**

Sep. 12, 2005 (EM) ..... 000402748-0028

(51) **LOC (8) Cl.** ..... **02-99**

(52) **U.S. Cl.** ..... **D2/971**

(58) **Field of Classification Search** ..... D2/916-918,  
D2/925-945, 971; 36/1, 1.5, 11.5, 9 R  
See application file for complete search history.

(56) **References Cited**

**U.S. PATENT DOCUMENTS**

D94,348 S \* 1/1935 Heilbrunn ..... D2/931  
D131,318 S \* 2/1942 Levin ..... D2/931  
D163,019 S \* 4/1951 Braun ..... D2/928

D174,663 S \* 5/1955 Stock et al. .... D2/936  
D501,710 S \* 2/2005 Choi ..... D2/971  
D525,418 S \* 7/2006 Kelsey ..... D2/971  
D541,033 S \* 4/2007 Choi ..... D2/971  
D544,191 S \* 6/2007 Choi ..... D2/971

**OTHER PUBLICATIONS**

U.S. Appl. No. 29/255,492; filed Mar. 7, 2006.

\* cited by examiner

*Primary Examiner*—Dominic Simone

(74) *Attorney, Agent, or Firm*—Fross Zelnick Lehrman &  
Zissu, P.C.; Lawrence E. Apolzon, Esq.

(57) **CLAIM**

The ornamental design for a footwear, as shown and  
described.

**DESCRIPTION**

FIG. 1 is a front perspective view of a shoe showing my new  
design;

FIG. 2 is a left side view of the shoe shown in FIG. 1;

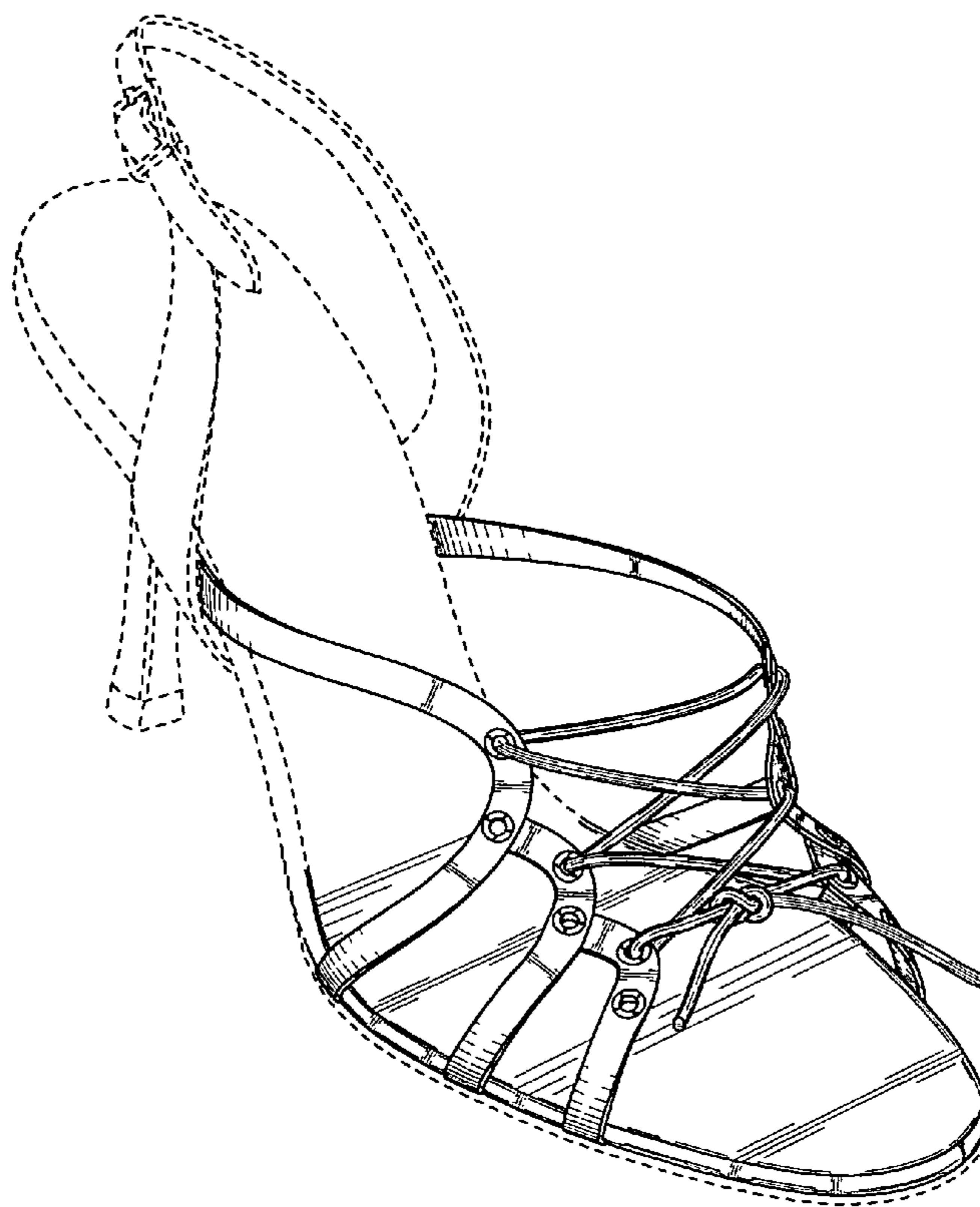
FIG. 3 is a right side view of the shoe shown in FIG. 1;

FIG. 4 is a front view of the shoe shown in FIG. 1; and,

FIG. 5 is a top view of the shoe shown in FIG. 1.

The broken line showing of the sole, heel, heel cap, buckle,  
back strap, and portion of the upper is for illustrative  
purposes only and forms no part of the claimed design.

**1 Claim, 5 Drawing Sheets**



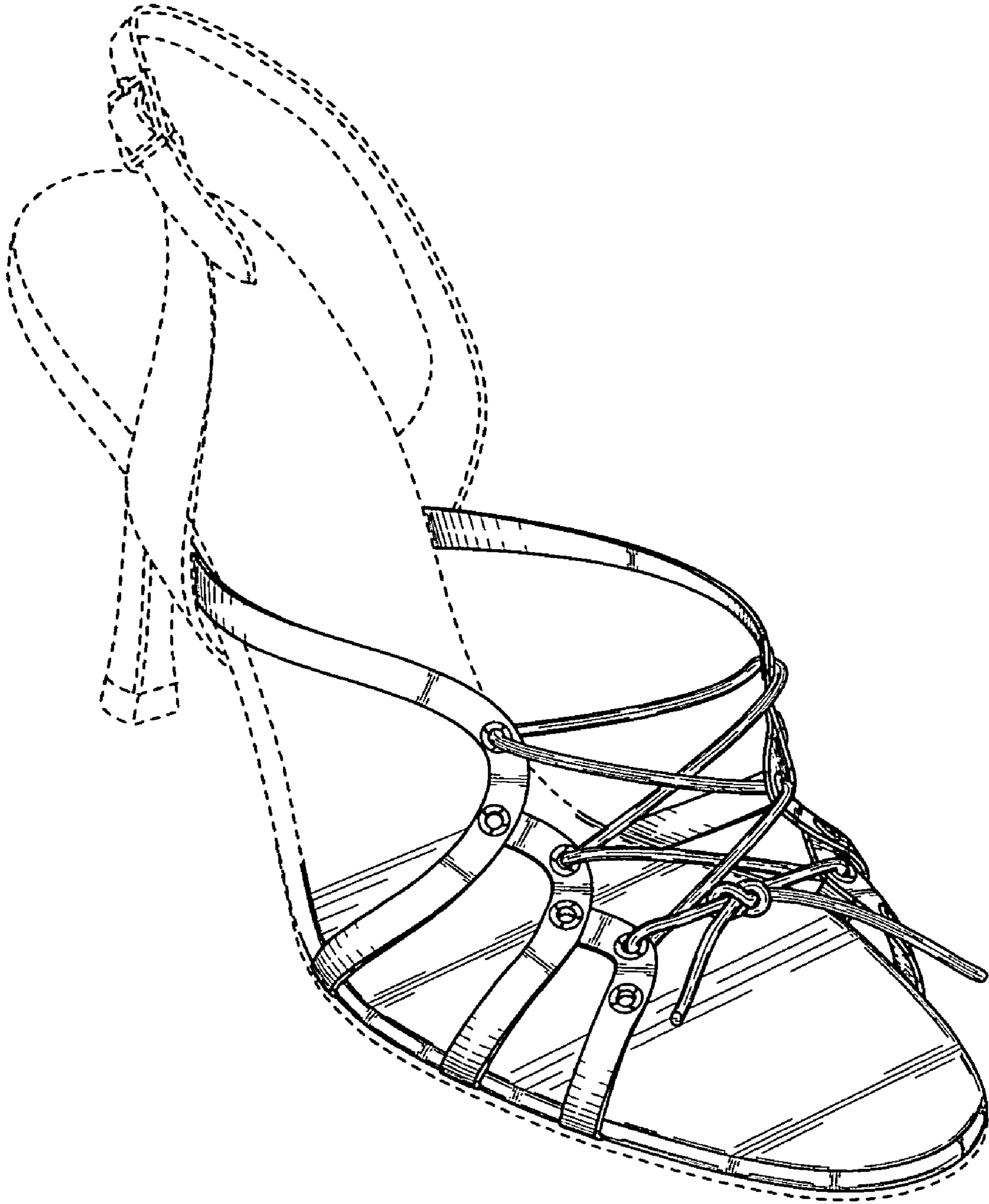


FIG. 1

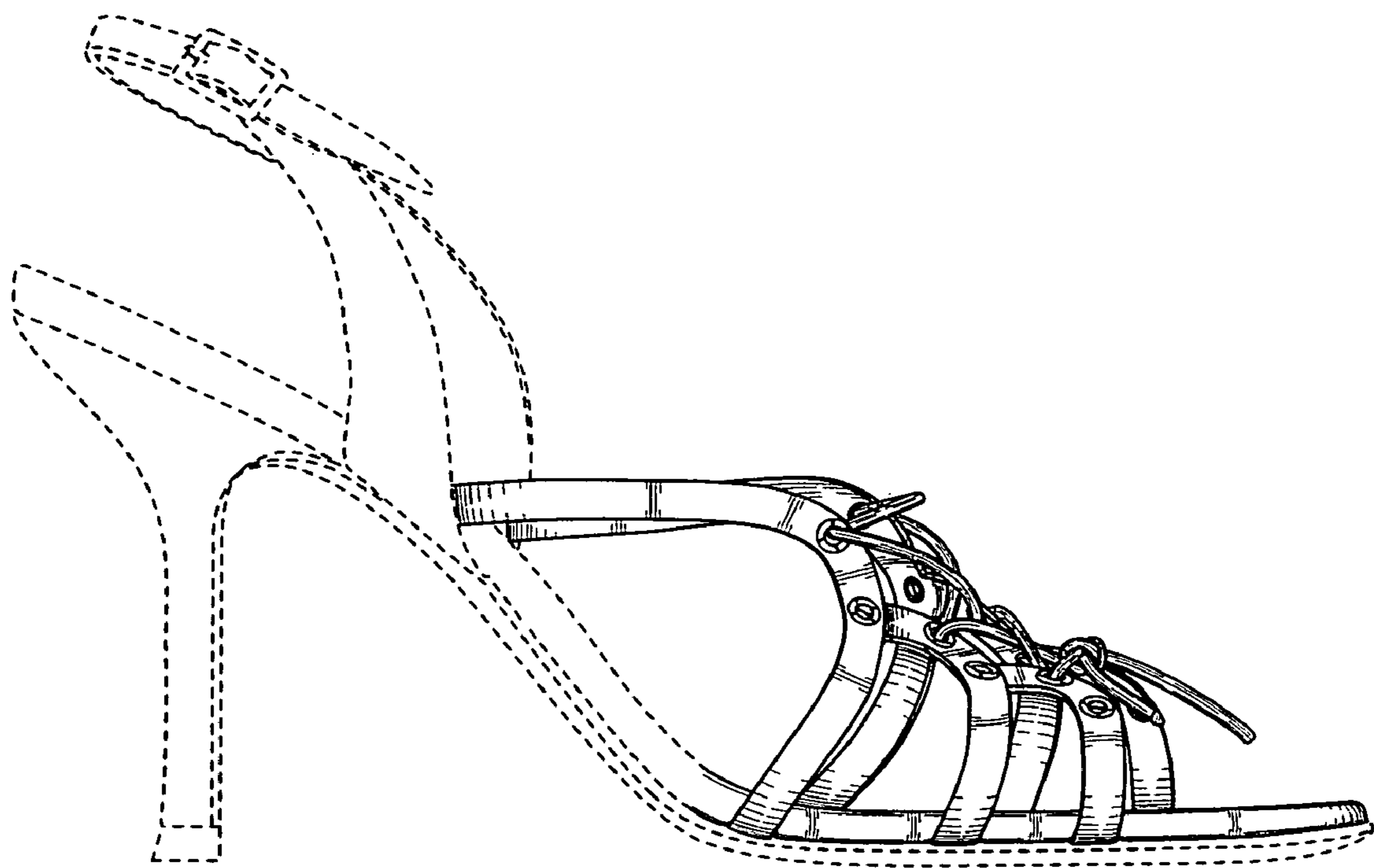


FIG. 2

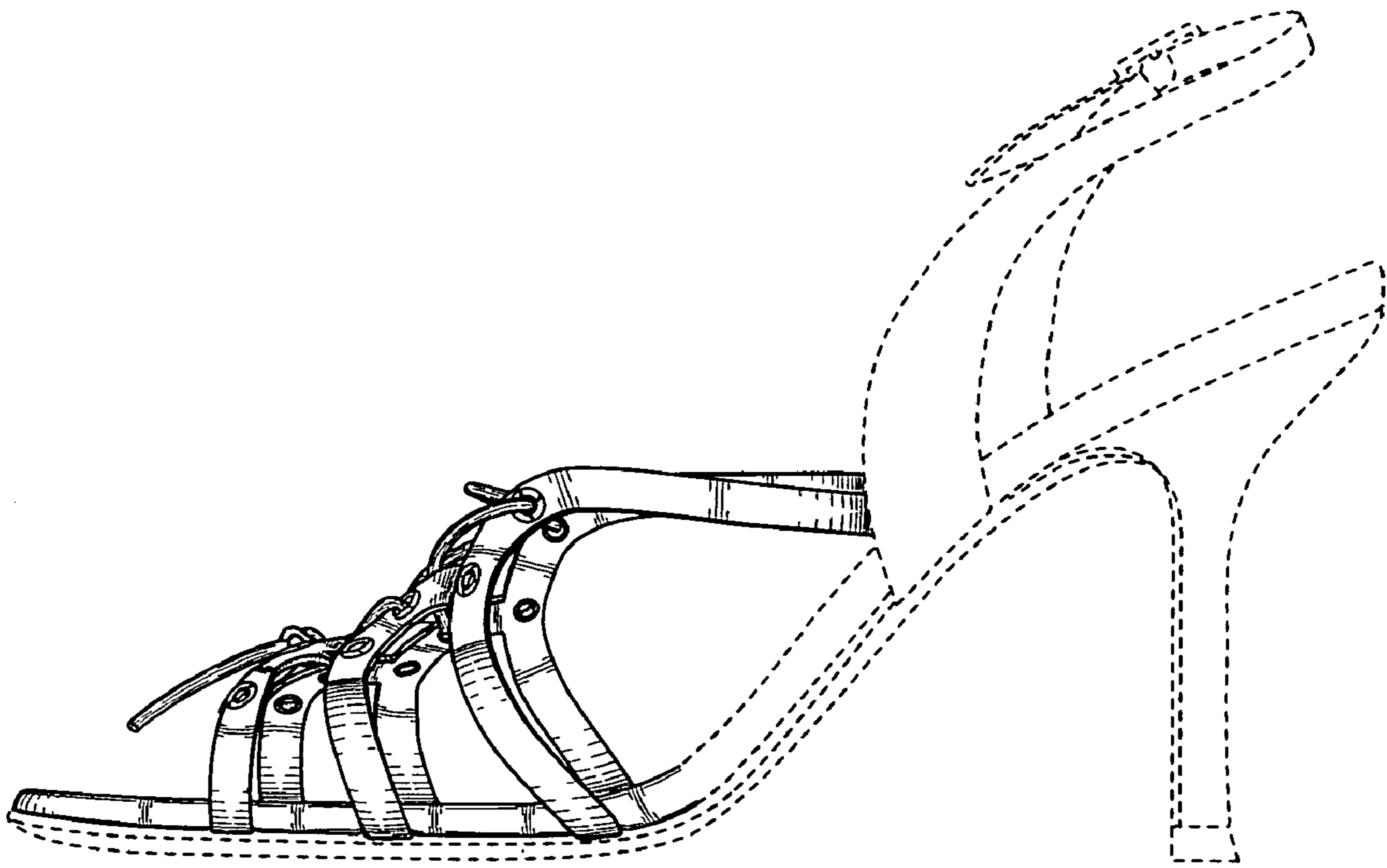


FIG. 3

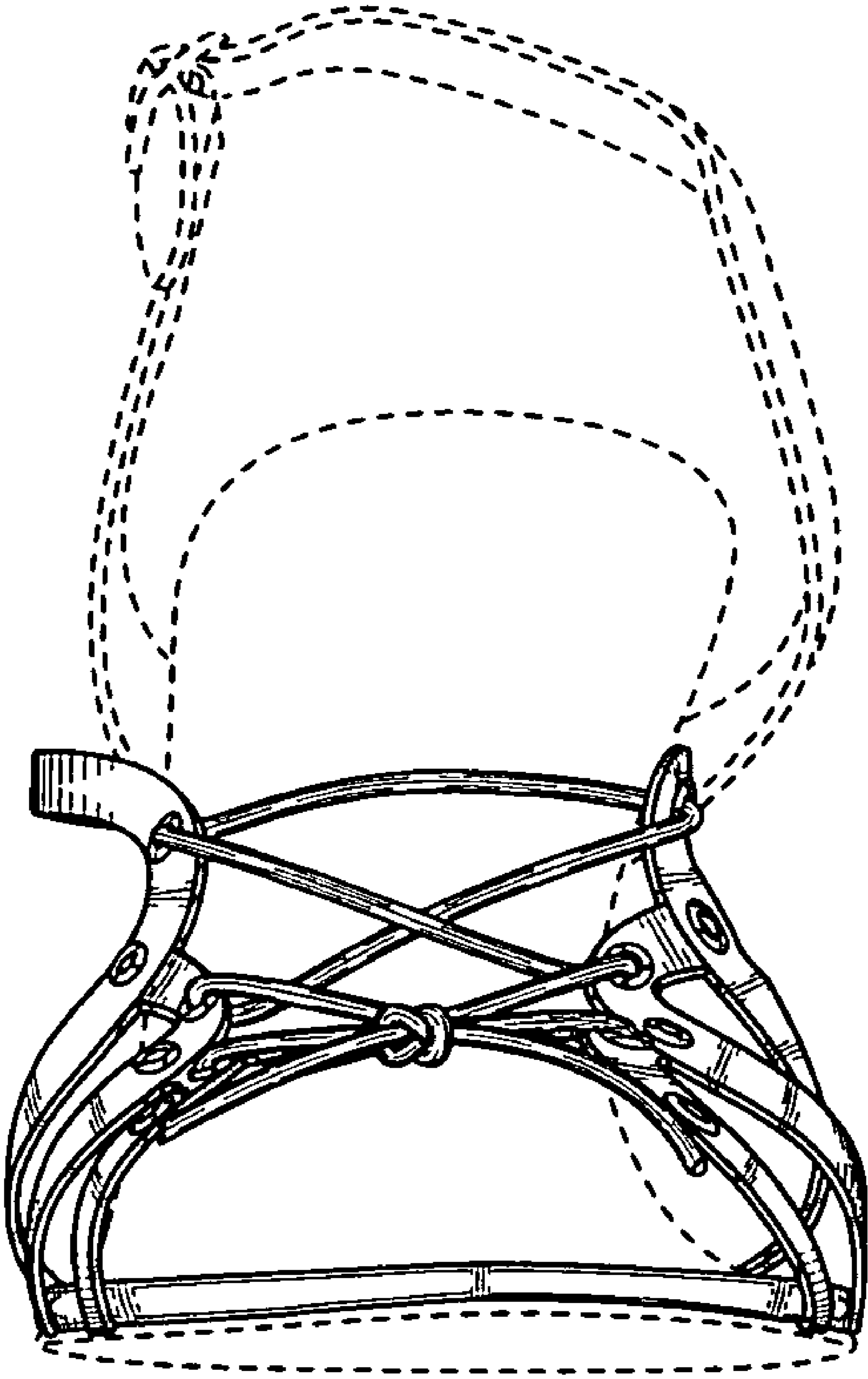


FIG. 4

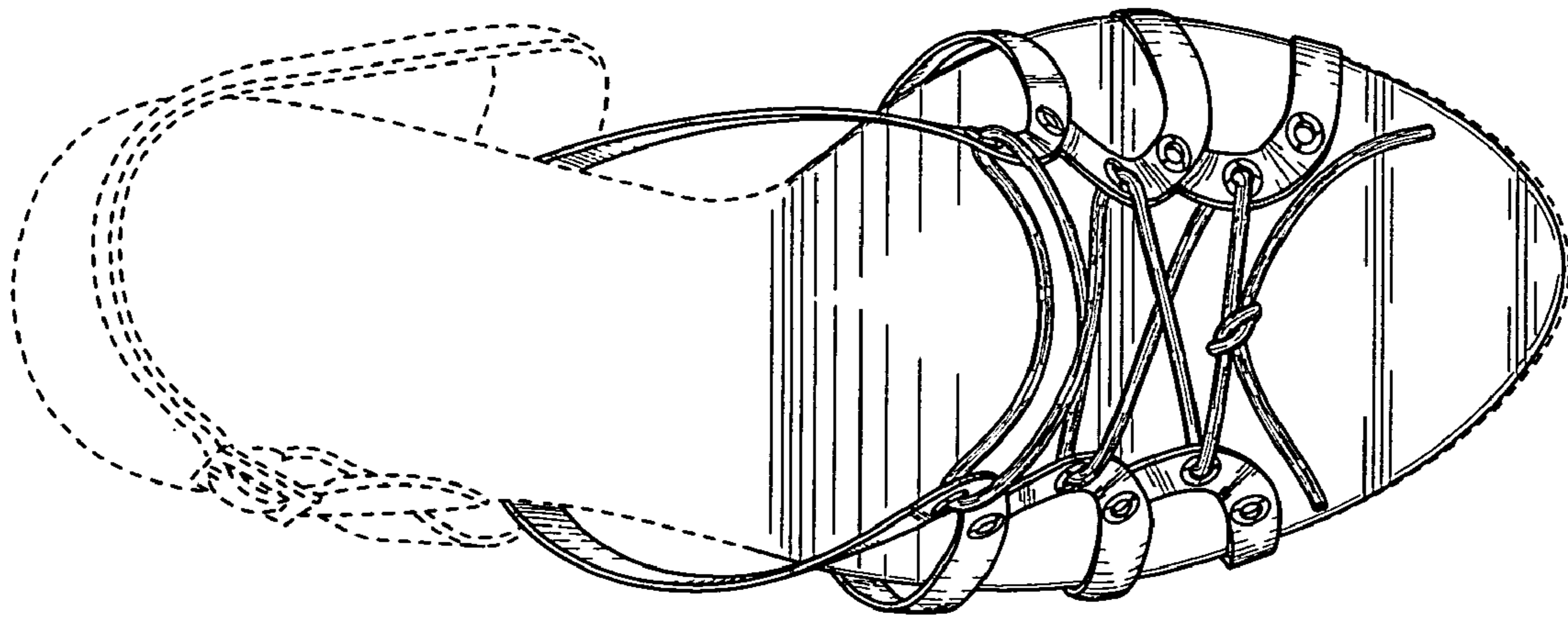


FIG. 5