



US00D554346S

(12) **United States Design Patent**
Choi

(10) **Patent No.:** **US D554,346 S**

(45) **Date of Patent:** **** Nov. 6, 2007**

(54) **FOOTWEAR**

(75) Inventor: **Sandra Choi**, London (GB)

(73) Assignee: **J. Choo (Jersey) Limited**, St. Helier, Jersey (GB)

(**) Term: **14 Years**

(21) Appl. No.: **29/255,766**

(22) Filed: **Mar. 10, 2006**

(30) **Foreign Application Priority Data**

Sep. 12, 2005 (EM) 000402748-0004

(51) **LOC (8) Cl.** **02-99**

(52) **U.S. Cl.** **D2/971**

(58) **Field of Classification Search** D2/916-918,
D2/925-945, 971; 36/1, 1.5, 11.5, 9 R
See application file for complete search history.

(56) **References Cited**

U.S. PATENT DOCUMENTS

D84,254 S *	5/1931	Miller	D2/930
D92,620 S *	6/1934	Morali	D2/932
D95,886 S *	6/1935	Wood	D2/930
D142,507 S *	10/1945	Wolock	D2/927
D149,695 S *	5/1948	Sandler	D2/930
D500,398 S	1/2005	Dal Magro et al.		
D501,710 S *	2/2005	Choi	D2/971
D509,052 S *	9/2005	Choi	D2/971
D510,653 S *	10/2005	Choi	D2/971
D512,210 S *	12/2005	Choi	D2/971
D525,020 S *	7/2006	Kelsey	D2/971
D525,415 S *	7/2006	Kelsey	D2/930
D530,495 S *	10/2006	Choi	D2/971
D530,497 S *	10/2006	Kelsey	D2/971
D530,498 S *	10/2006	Choi	D2/971

D530,897 S *	10/2006	Choi	D2/971
D530,898 S *	10/2006	Choi	D2/971
D530,901 S *	10/2006	Choi	D2/971
D544,193 S *	6/2007	Choi	D2/971

OTHER PUBLICATIONS

J. Choo (Jersey) Limited, Jenna, Spring/Summer 2004 catalogue (published Jul. 2003).

J. Choo (Jersey) Limited, Marly, Spring/Summer 2004 catalogue (published Jul. 2003).

U.S. Appl. No. 29/255,760, filed on Mar. 10, 2006.

* cited by examiner

Primary Examiner—Dominic Simone

(74) *Attorney, Agent, or Firm*—Fross, Zelnick, Lehrman & Zissu, P.C.; Lawrence E. Apolzon, Esq.

(57) **CLAIM**

The ornamental design for a footwear, as shown and described.

DESCRIPTION

FIG. 1 is a front perspective view of a footwear showing my new design;

FIG. 2 is a left side view of the footwear shown in FIG. 1;

FIG. 3 is a right side view of the footwear shown in FIG. 1;

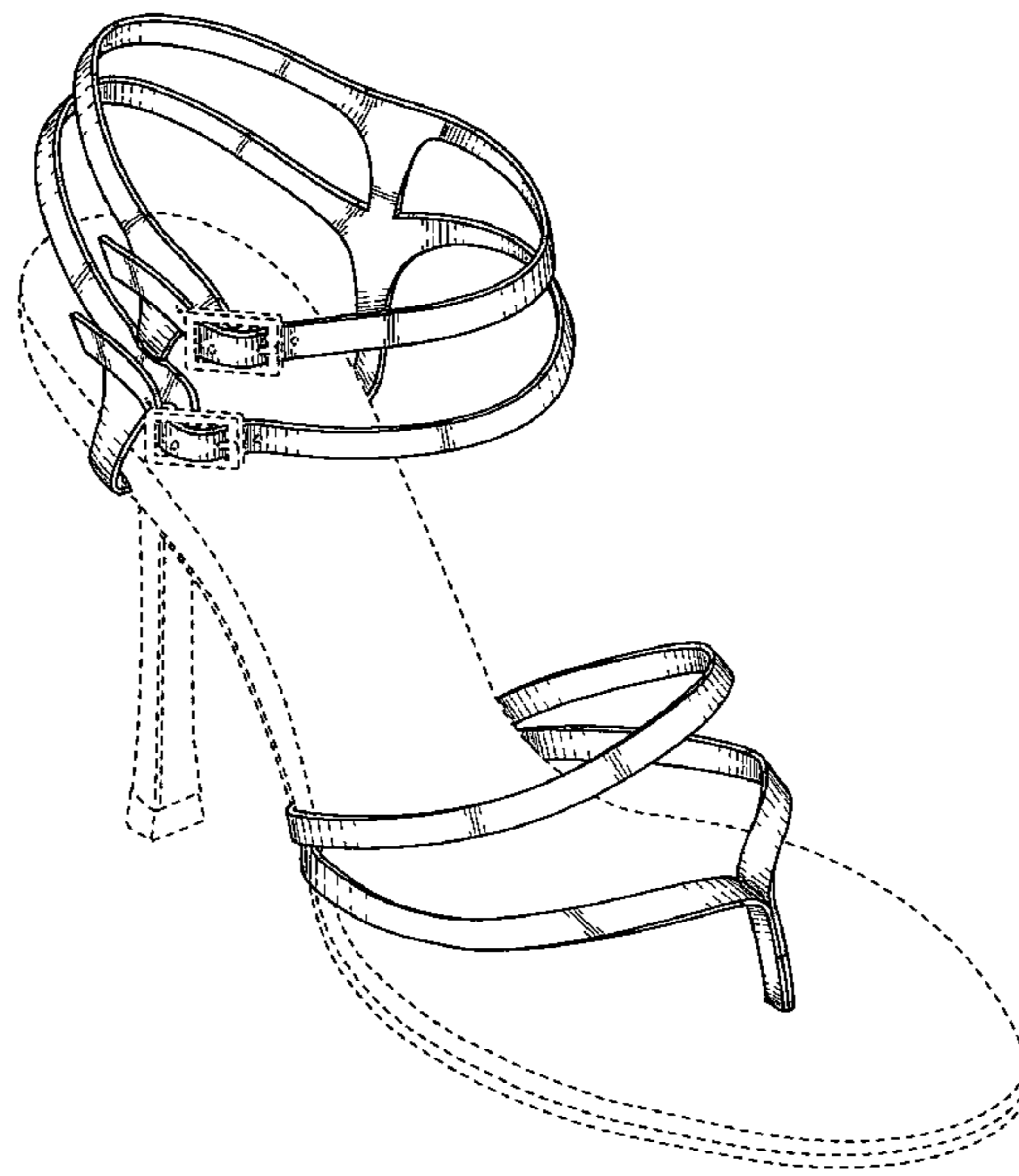
FIG. 4 is a front view of the footwear shown in FIG. 1;

FIG. 5 is a rear view of the footwear shown in FIG. 1; and,

FIG. 6 is a top view of the footwear shown in FIG. 1.

The broken line showing of the sole, heel, heel cap, buckles, buckle holes, portion of the upper and portion of the front is for illustrative purposes only and forms no part of the claimed design.

1 Claim, 6 Drawing Sheets






FIG. 1

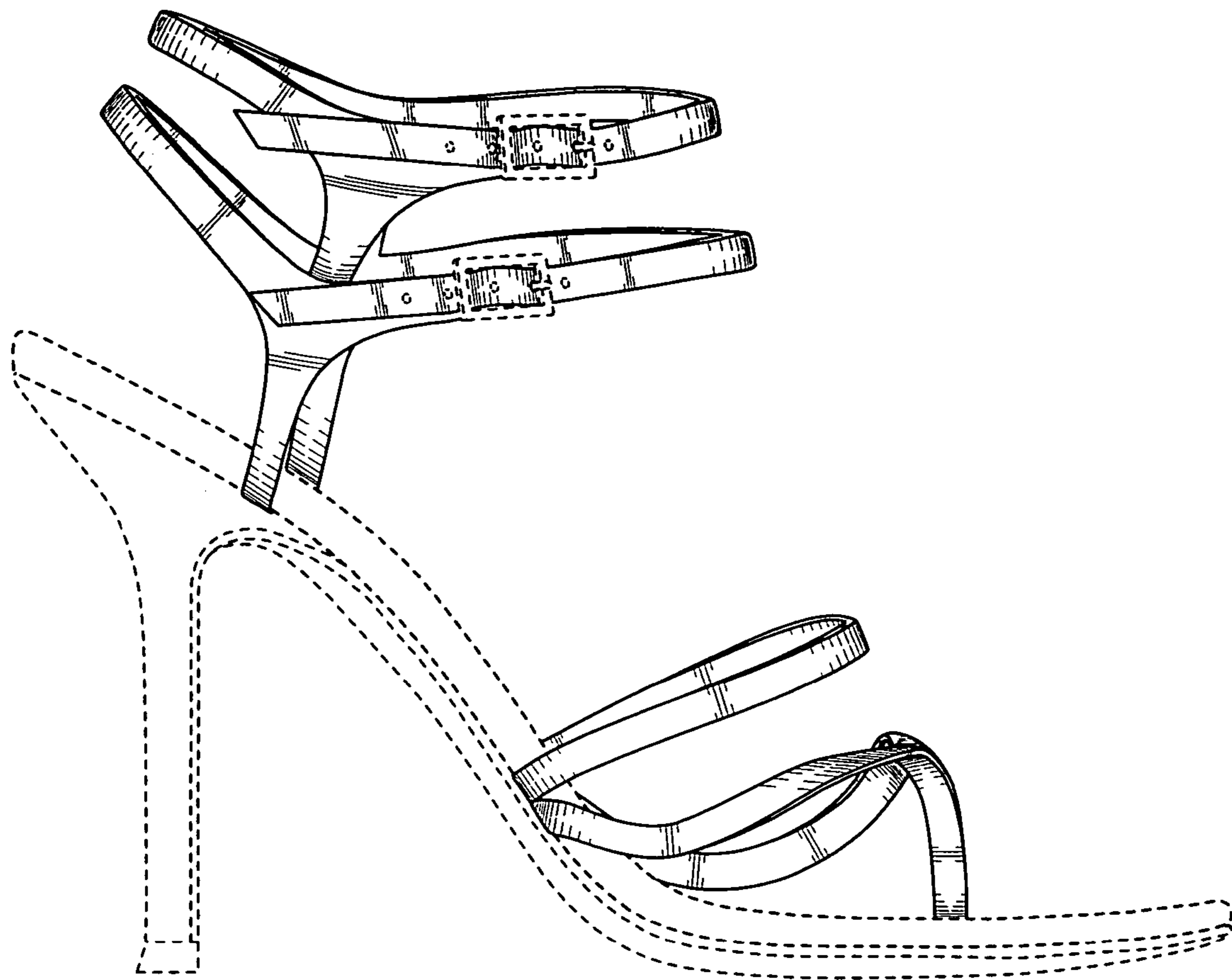


FIG. 2

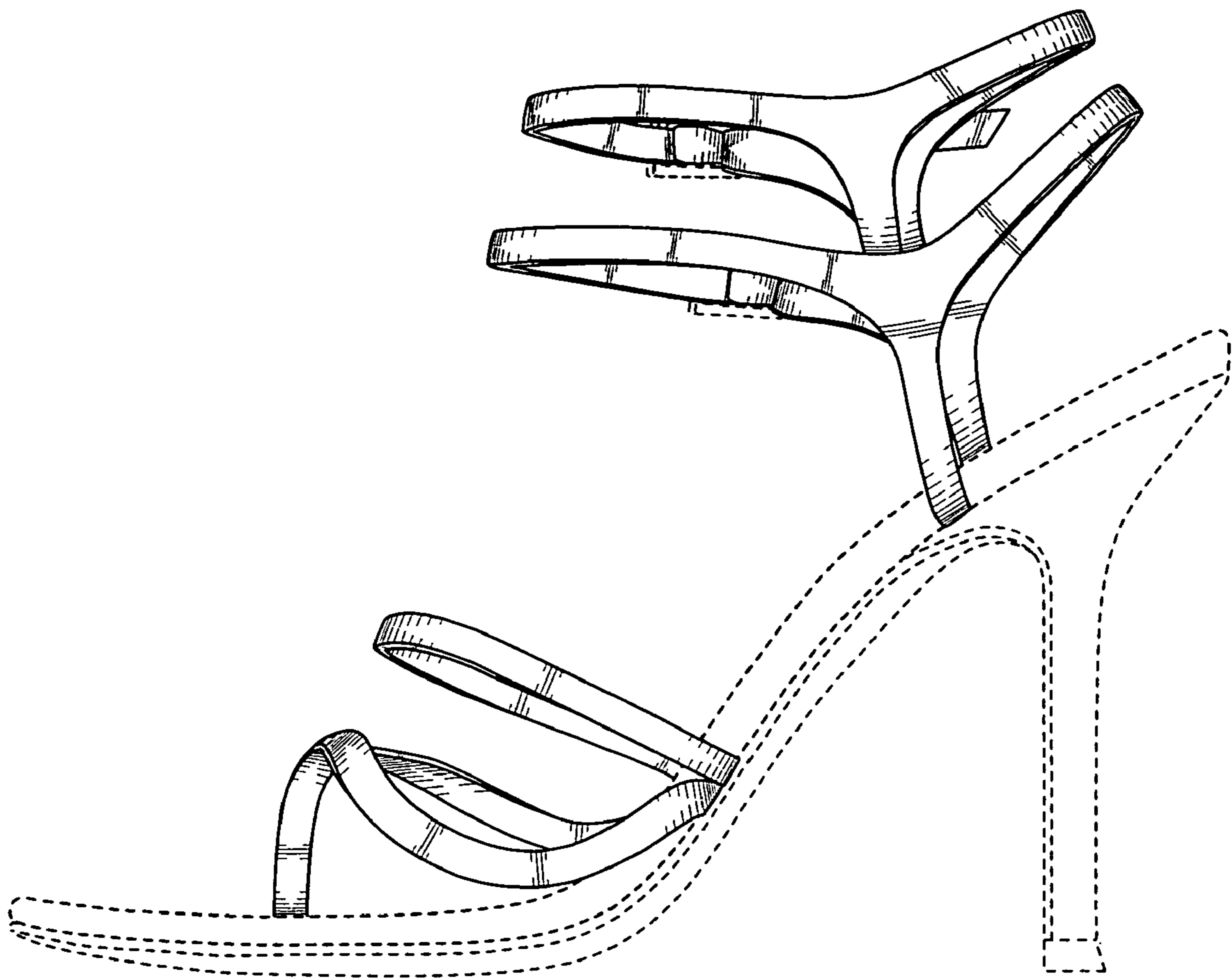


FIG. 3

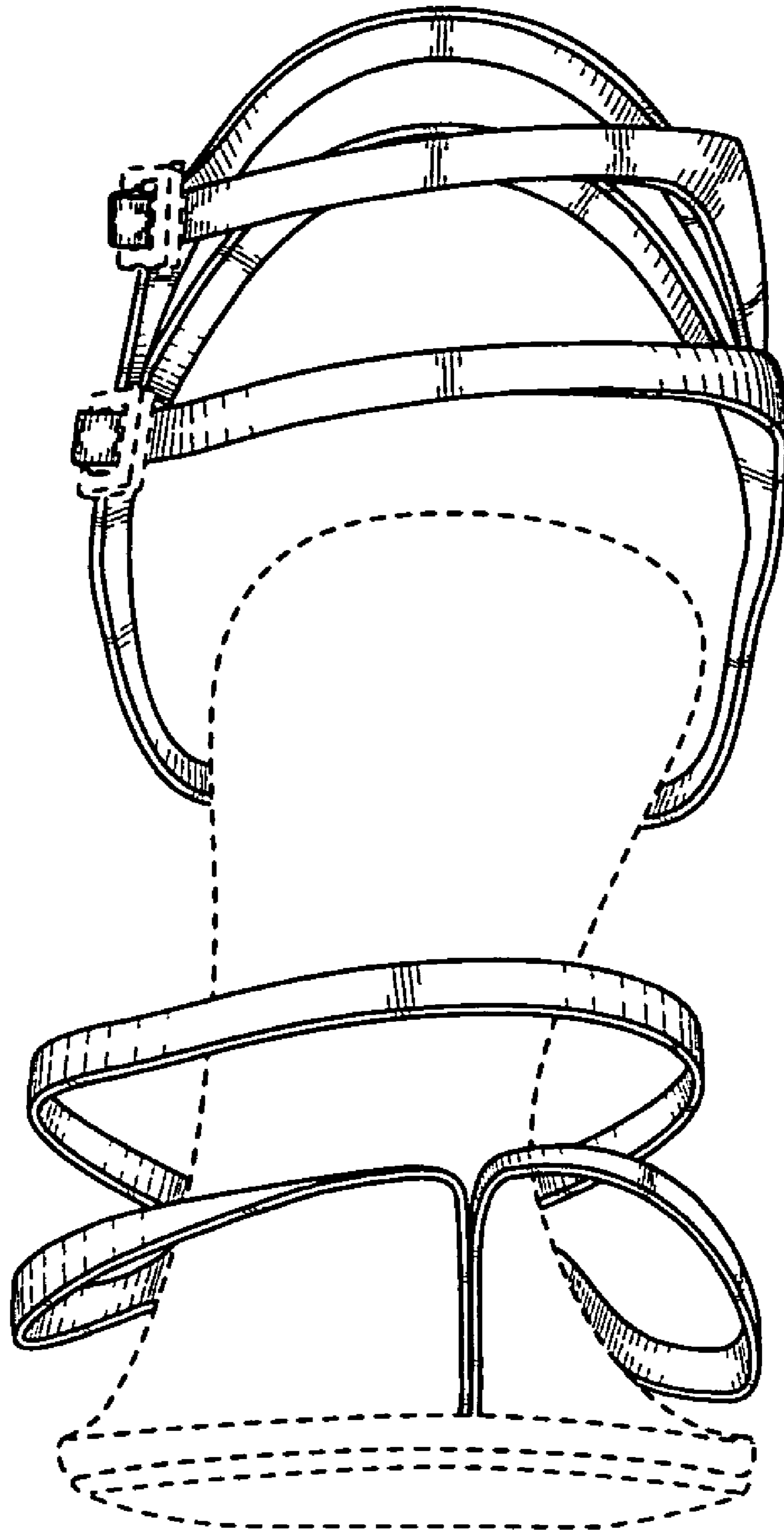


FIG. 4

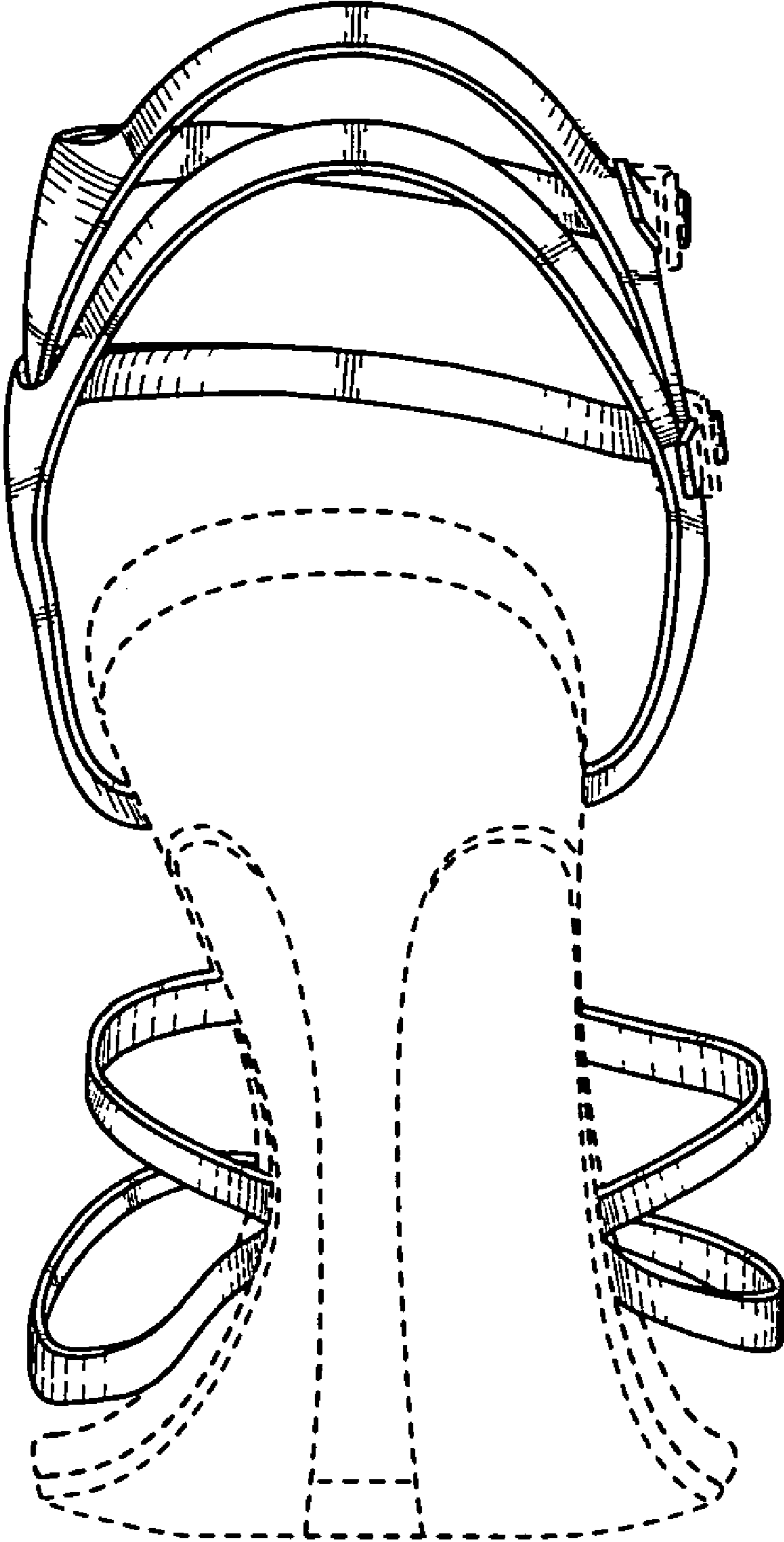


FIG. 5

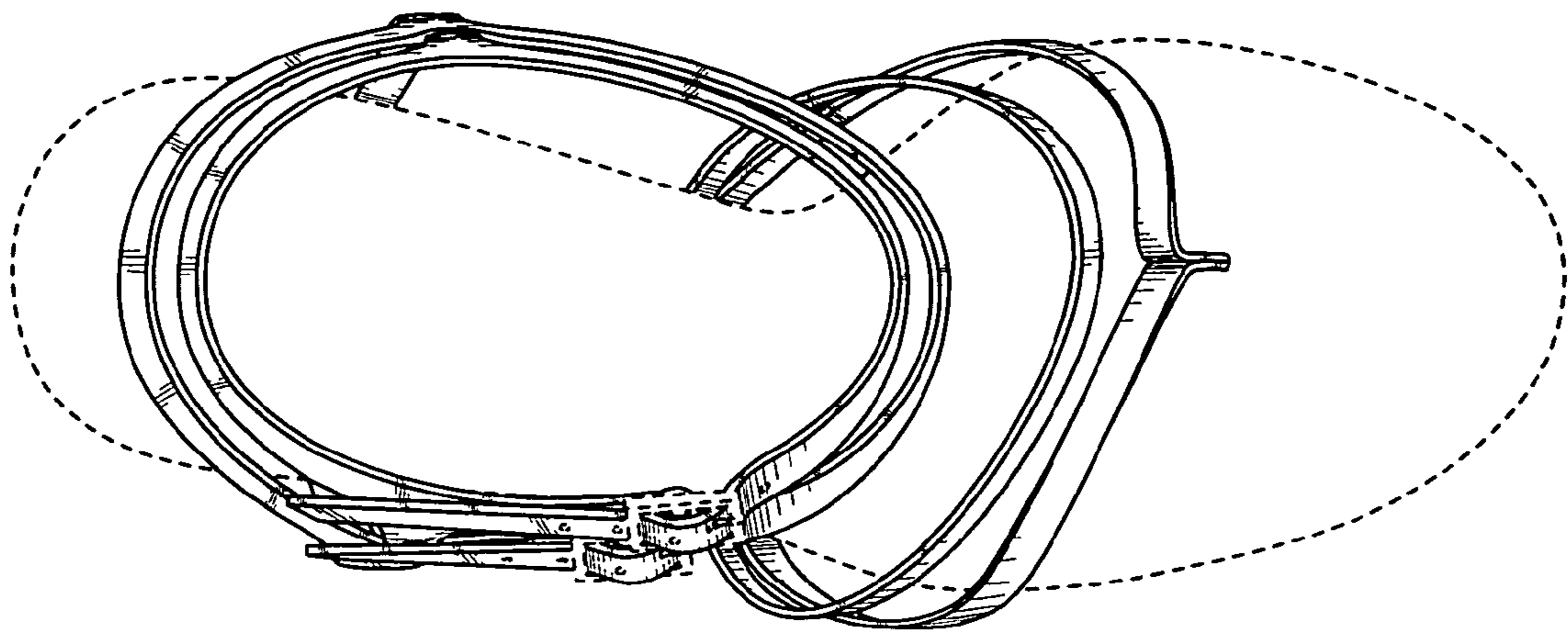


FIG. 6