



US00D554344S

(12) **United States Design Patent**  
**Evans et al.**

(10) **Patent No.:** **US D554,344 S**

(45) **Date of Patent:** **\*\* Nov. 6, 2007**

(54) **FOOTWEAR UPPER**

(75) Inventors: **Karra K. Evans**, Cedar Springs, MI (US); **Matthew P. Cushman**, Grand Rapids, MI (US)

(73) Assignee: **Wolverine World Wide, Inc.**, Rockford, MI (US)

(\*\*) Term: **14 Years**

(21) Appl. No.: **29/268,698**

(22) Filed: **Nov. 9, 2006**

(51) **LOC (8) Cl.** ..... **02-04**

(52) **U.S. Cl.** ..... **D2/970**

(58) **Field of Classification Search** ..... D2/970,  
D2/897, 901, 909-910, 911, 912, 969; 36/45,  
36/7.1 R, 83, 114, 131

See application file for complete search history.

(56) **References Cited**

U.S. PATENT DOCUMENTS

D269,137 S *	5/1983	Balbinot	.....	D2/911
D403,496 S *	1/1999	McNaught	.....	D2/970
D499,233 S *	12/2004	Sedlbauer	.....	D2/910
D517,792 S *	3/2006	Sedlbauer	.....	D2/970

\* cited by examiner

*Primary Examiner*—Prabhakar Deshmukh

*Assistant Examiner*—Rashida C. McCoy

(74) *Attorney, Agent, or Firm*—Warner Norcross & Judd LLP

(57) **CLAIM**

The ornamental design for footwear upper, as shown and described.

**DESCRIPTION**

FIG. 1 is a perspective view of the footwear upper, showing our new design;

FIG. 2 is an enlarged top perspective view thereof;

FIG. 3 is a reduced right side view thereof;

FIG. 4 is a reduced left side view thereof;

FIG. 5 is a reduced front view thereof; and,

FIG. 6 is a reduced rear view thereof.

FIGS. 1-6 show features of an article of footwear in phantom lines. These features are shown for environmental purposes and do not form any part of the claimed design. Further, the phantom lines immediately adjacent the solid-line portions of the design form the boundary of the design, with the phantom lines forming no part of the claimed design.

**1 Claim, 4 Drawing Sheets**






Fig. 1

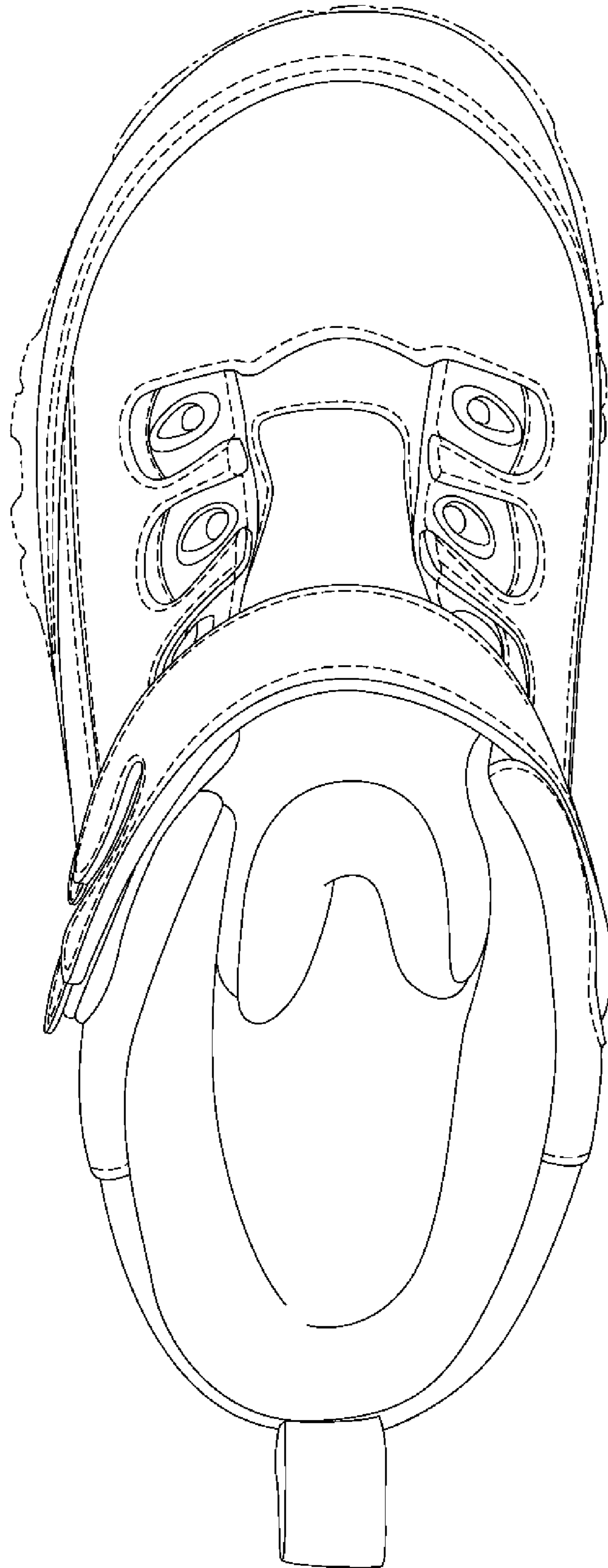


Fig. 2



Fig. 3

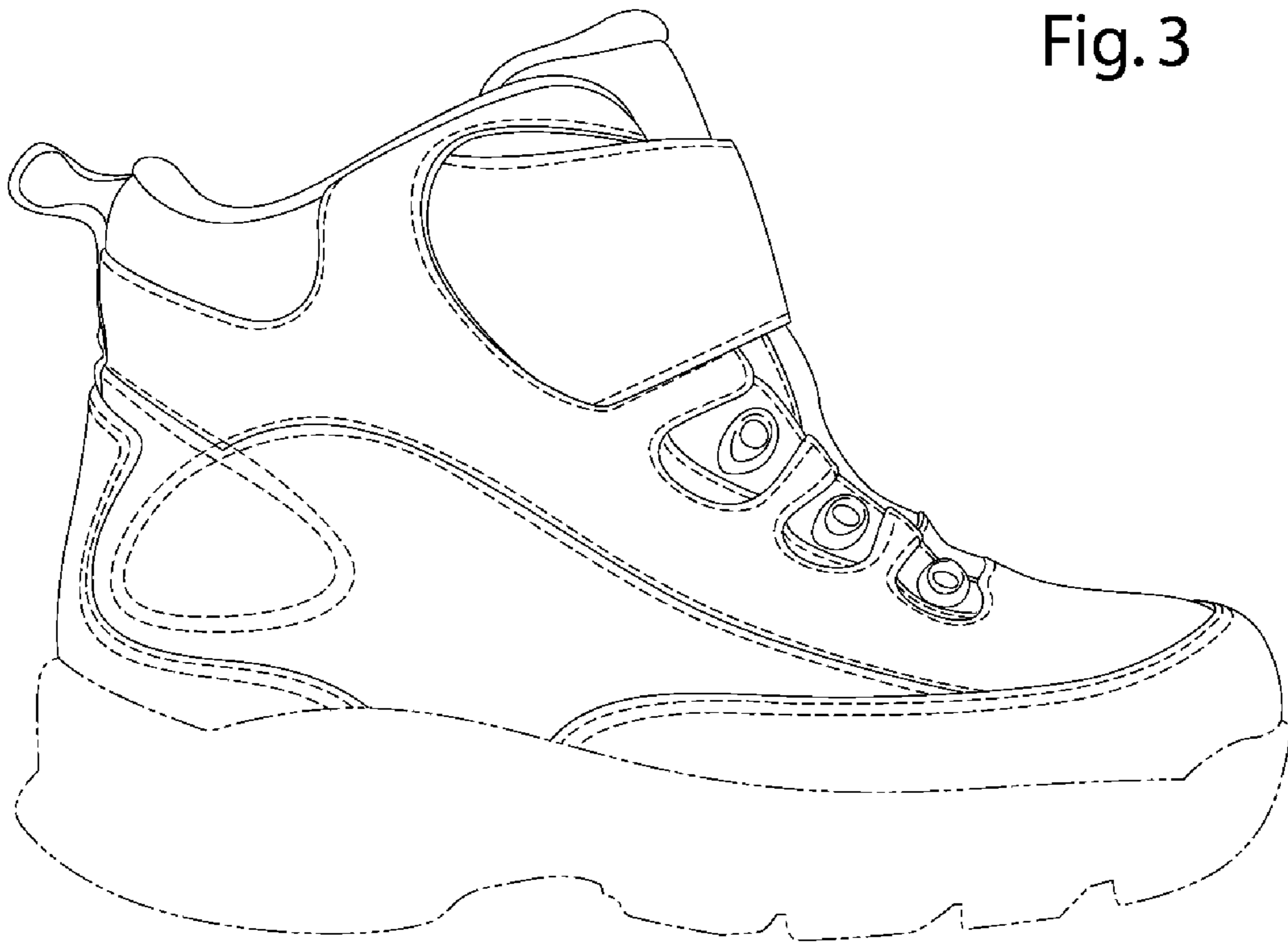


Fig. 4

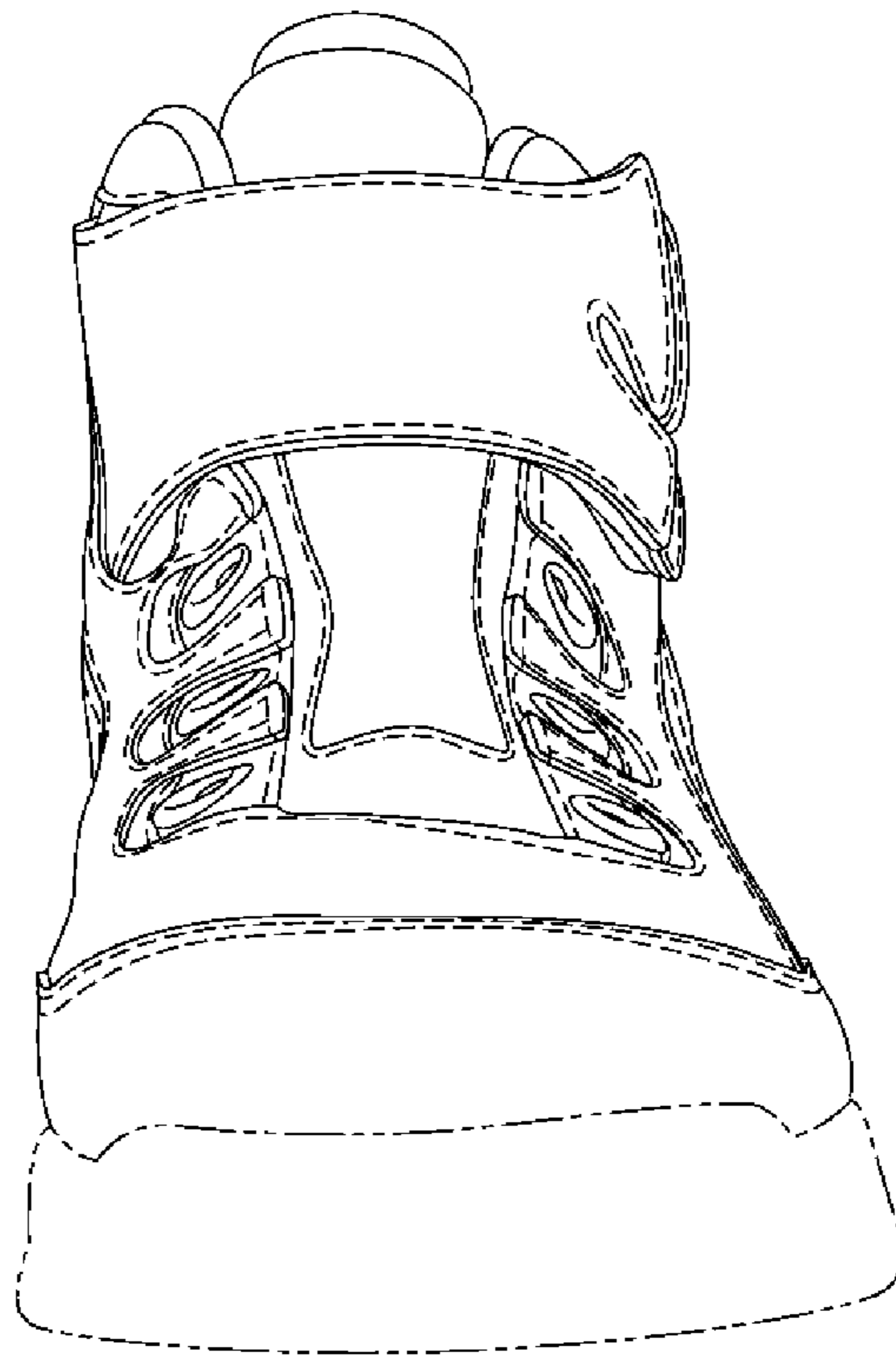


Fig. 5

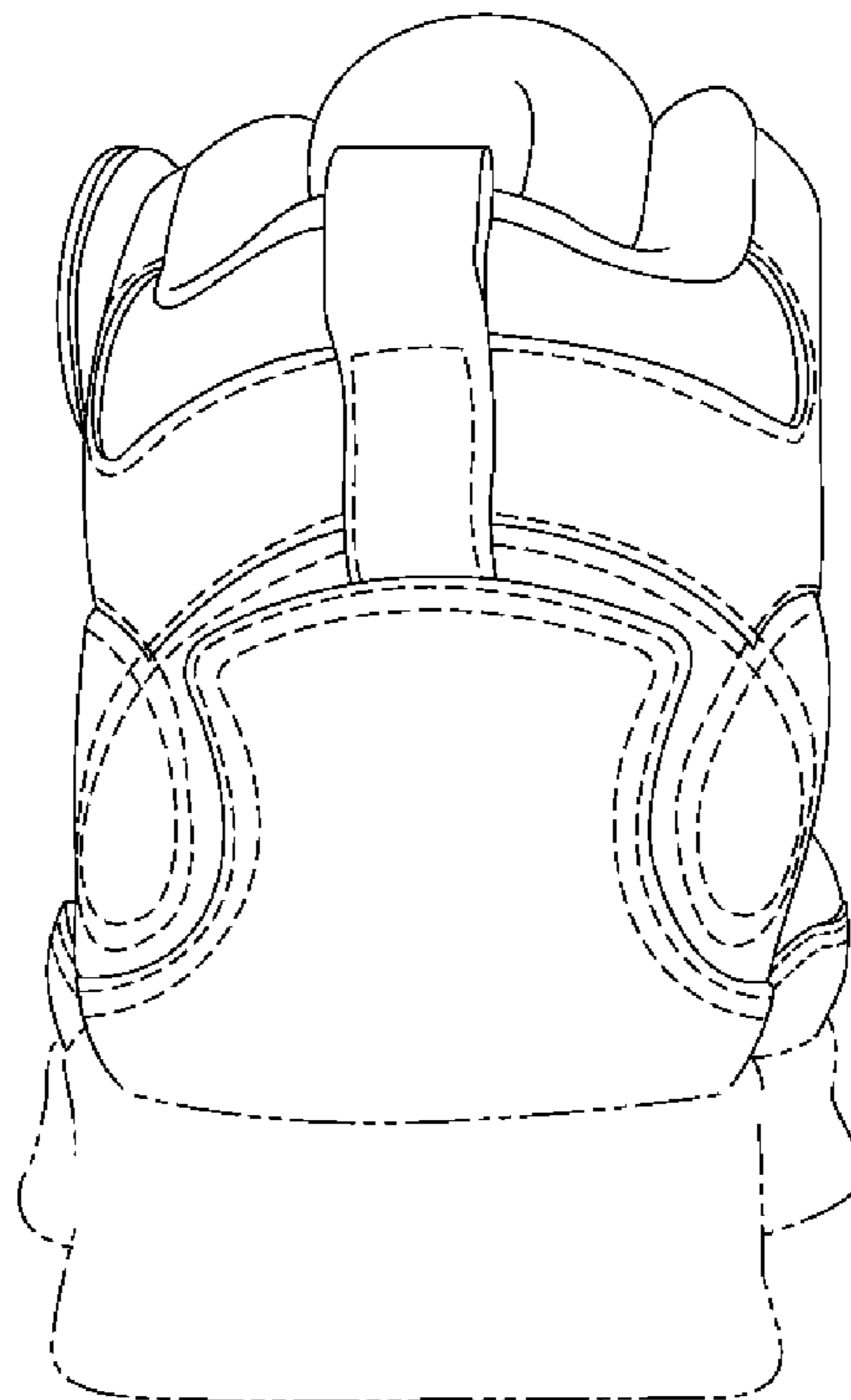


Fig. 6