



US00D554339S

(12) **United States Design Patent** (10) **Patent No.:** **US D554,339 S**
Reina et al. (45) **Date of Patent:** **** Nov. 6, 2007**

(54) **FOOTWEAR OUTSOLE**

(75) Inventors: **Laurie S. Reina**, 2039 N. Magnolia, Chicago, IL (US) 60614; **Barbara Slusarczyk**, Chicago, IL (US)

(73) Assignees: **Joseph J. Reina**, Chicago, IL (US); **Laurie S. Reina**, Chicago, IL (US)

(**) Term: **14 Years**

(21) Appl. No.: **29/267,483**

(22) Filed: **Oct. 16, 2006**

(51) **LOC (8) Cl.** **02-04**

(52) **U.S. Cl.** **D2/960; D2/957; D2/959**

(58) **Field of Classification Search** D2/896,
D2/902, 906, 908, 947, 951, 953-954, 956-960;
36/3 B, 7.3, 24.5, 25 R, 32 R
See application file for complete search history.

(56) **References Cited**

U.S. PATENT DOCUMENTS

2,334,719 A	11/1943	Margolin	
4,910,887 A	3/1990	Turner et al.	
4,912,858 A	4/1990	Mochizuki	
4,939,851 A	7/1990	Miller	
D334,465 S *	4/1993	Teague	D2/953
D336,977 S	7/1993	Sensi	
5,465,508 A	11/1995	Bourdeau	
6,701,640 B2	3/2004	Nakano	
D490,221 S *	5/2004	Edauw	D2/908
D494,345 S *	8/2004	Werman	D2/923
6,874,252 B2	4/2005	Nakano	
7,024,803 B2	4/2006	Basso	
2001/0025432 A1	10/2001	Contreras et al.	

2002/0088140 A1	7/2002	Wang et al.
2003/0106240 A1	6/2003	Wang et al.
2003/0136023 A1	7/2003	Chen
2005/0262726 A1	12/2005	Ferniani et al.

OTHER PUBLICATIONS

Website; www.sensi.com/mens/22, 4100 - Regatta Ice - Slide Sandal, 2 pages, on sale prior to Oct. 16, 2005.

Website: www.sensi.com/womens/31; 5400 - Monte Carlo - Women's Thong Sandals, 2 pages, on sale prior to Oct. 16, 2005.

Website: www.sensi.com/womens/29; 4500 - Capri Ice - Women's Slide Sandal, 2 pages, on sale prior to Oct. 16, 2005.

* cited by examiner

Primary Examiner—Ian Simmons

Assistant Examiner—Dana Sipos

(74) *Attorney, Agent, or Firm*—Greer, Burns, Crain, Ltd

(57) **CLAIM**

The ornamental design for a footwear outsole, as shown and described.

DESCRIPTION

FIG. 1 is a top, front, left side perspective view of a footwear outsole showing our new design.

FIG. 2 is a right side elevational view thereof.

FIG. 3 is a left side elevational view thereof.

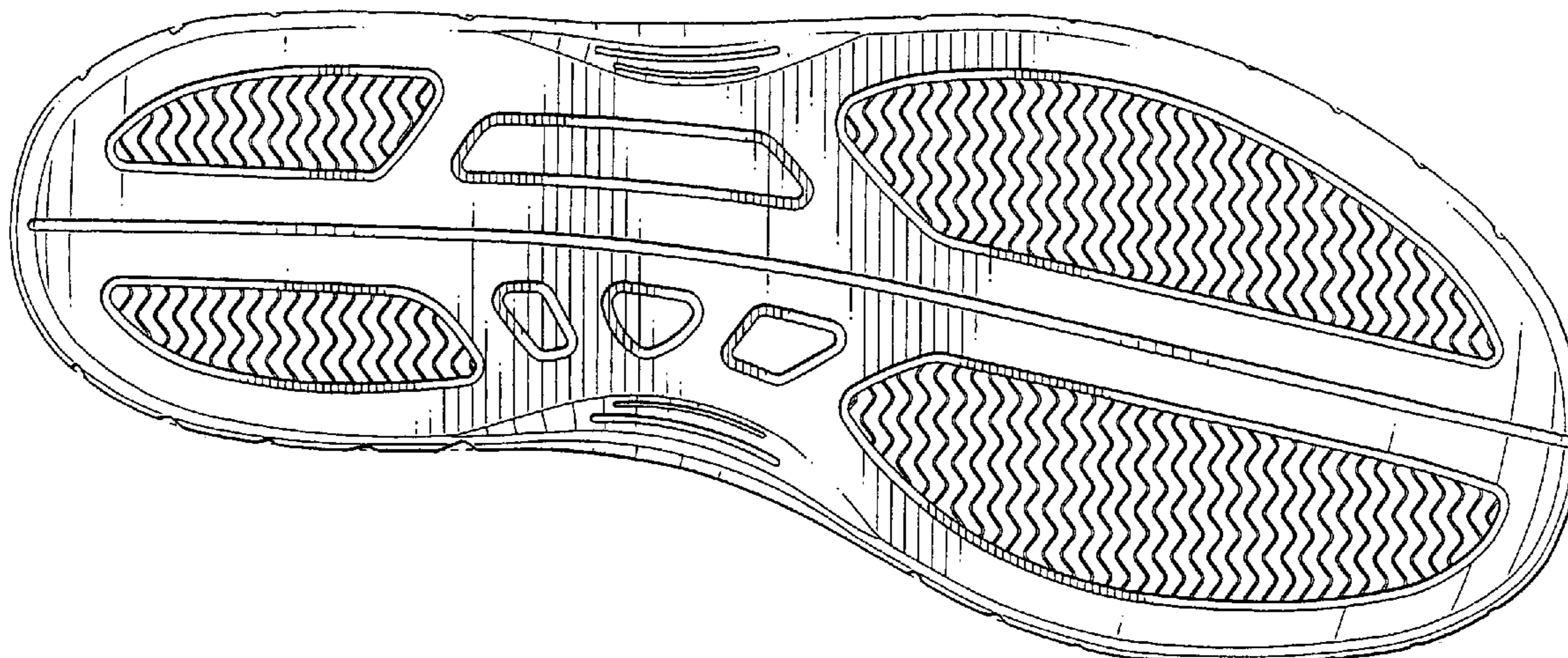
FIG. 4 is a front elevational view thereof.

FIG. 5 is a back elevational view thereof; and,

FIG. 6 is a bottom plan view thereof.

Features shown in dashed lines are for environmental purposes and do not form a part of the claimed design.

1 Claim, 4 Drawing Sheets



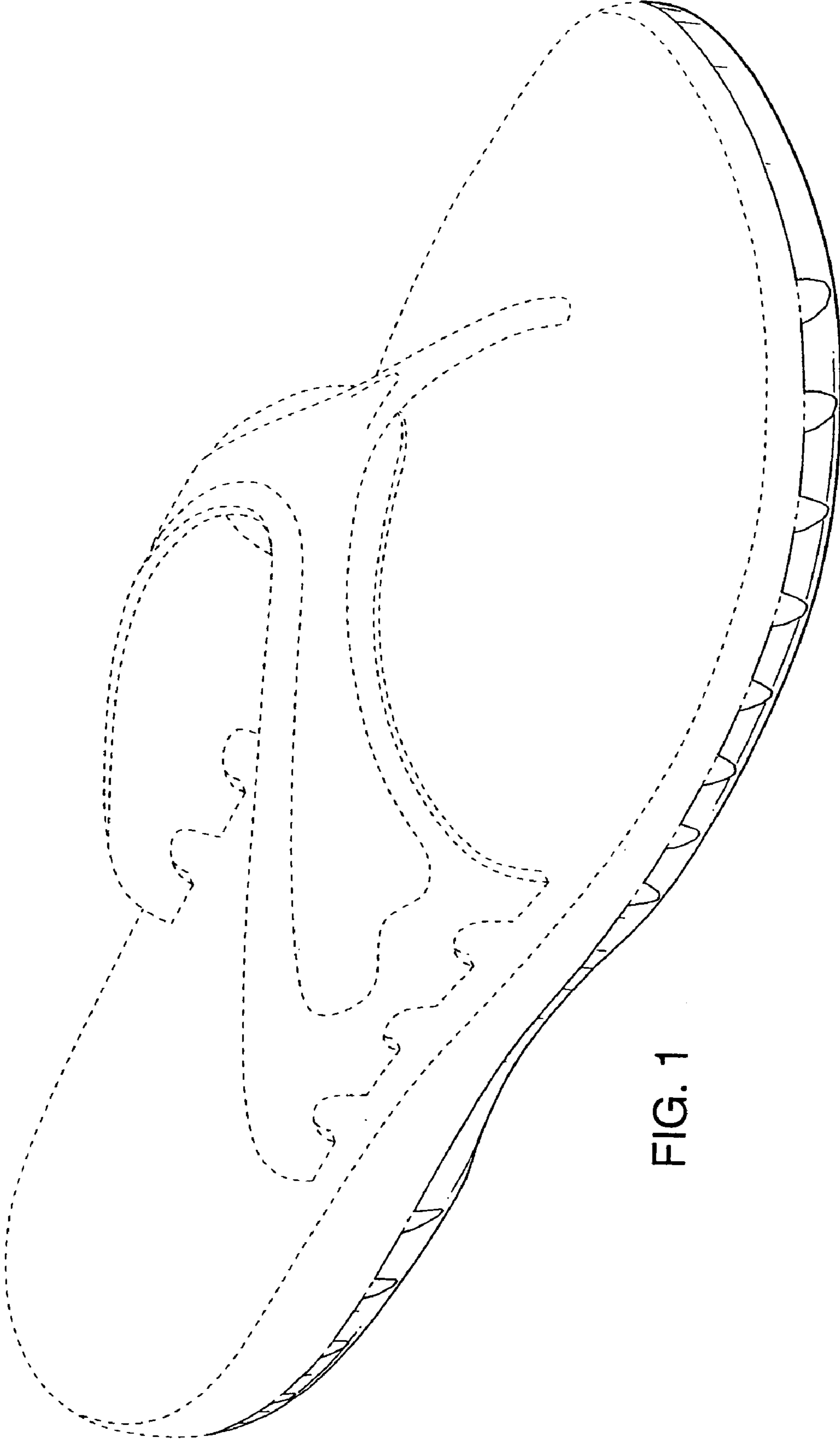


FIG. 1

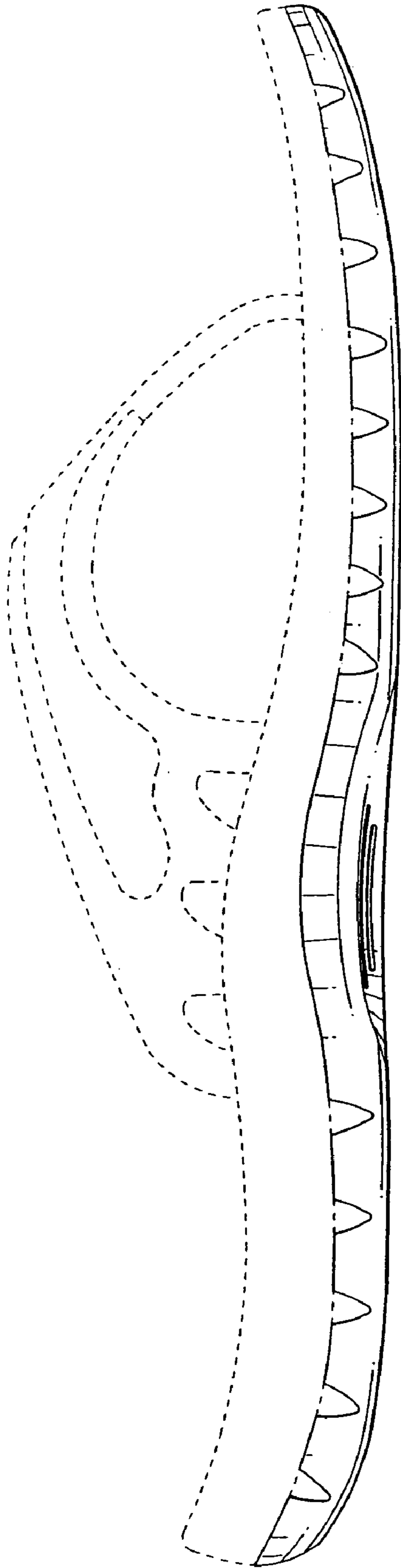


FIG. 2

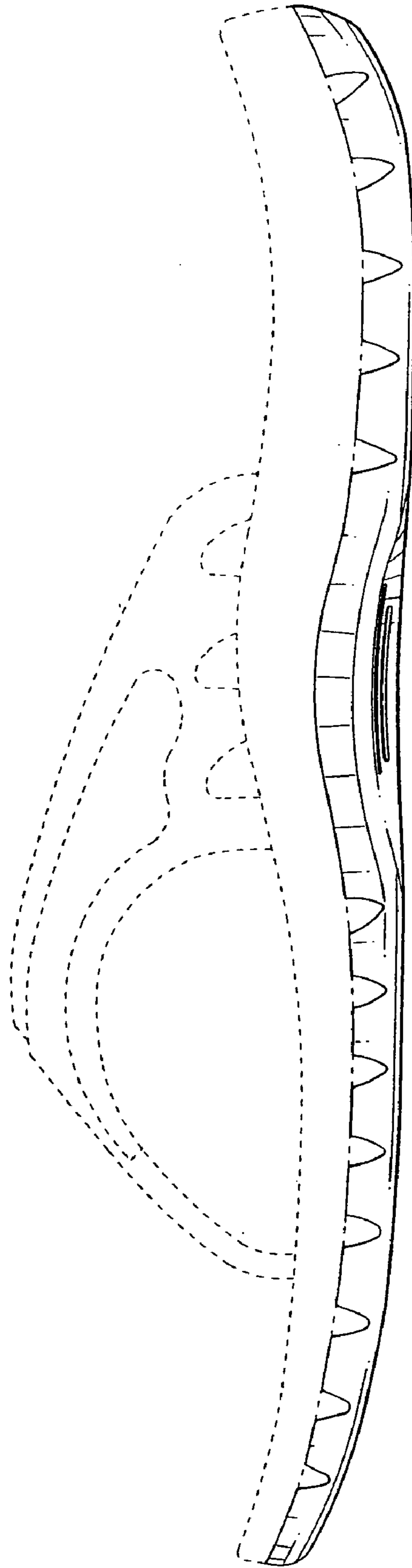


FIG. 3

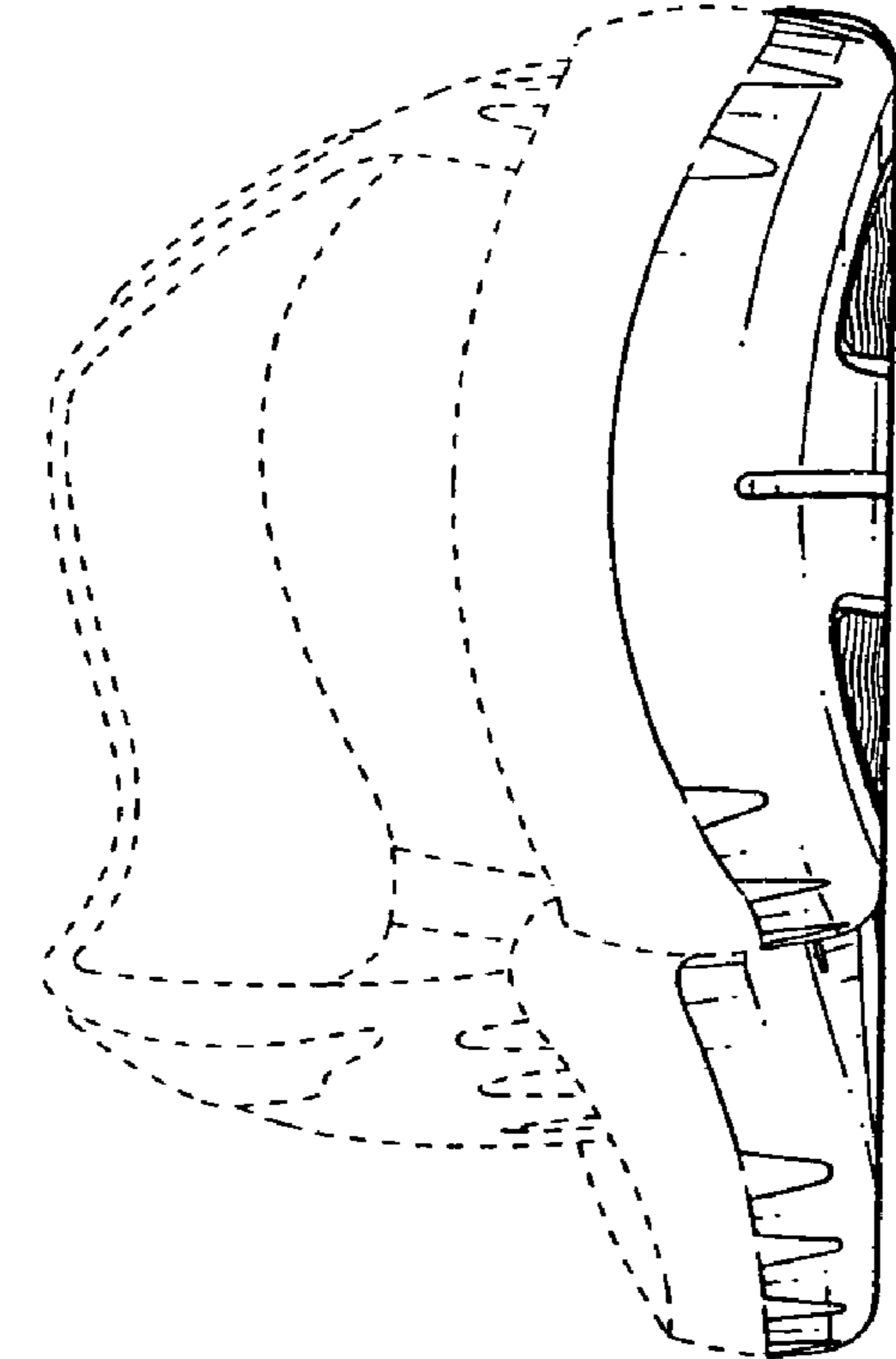


FIG. 5

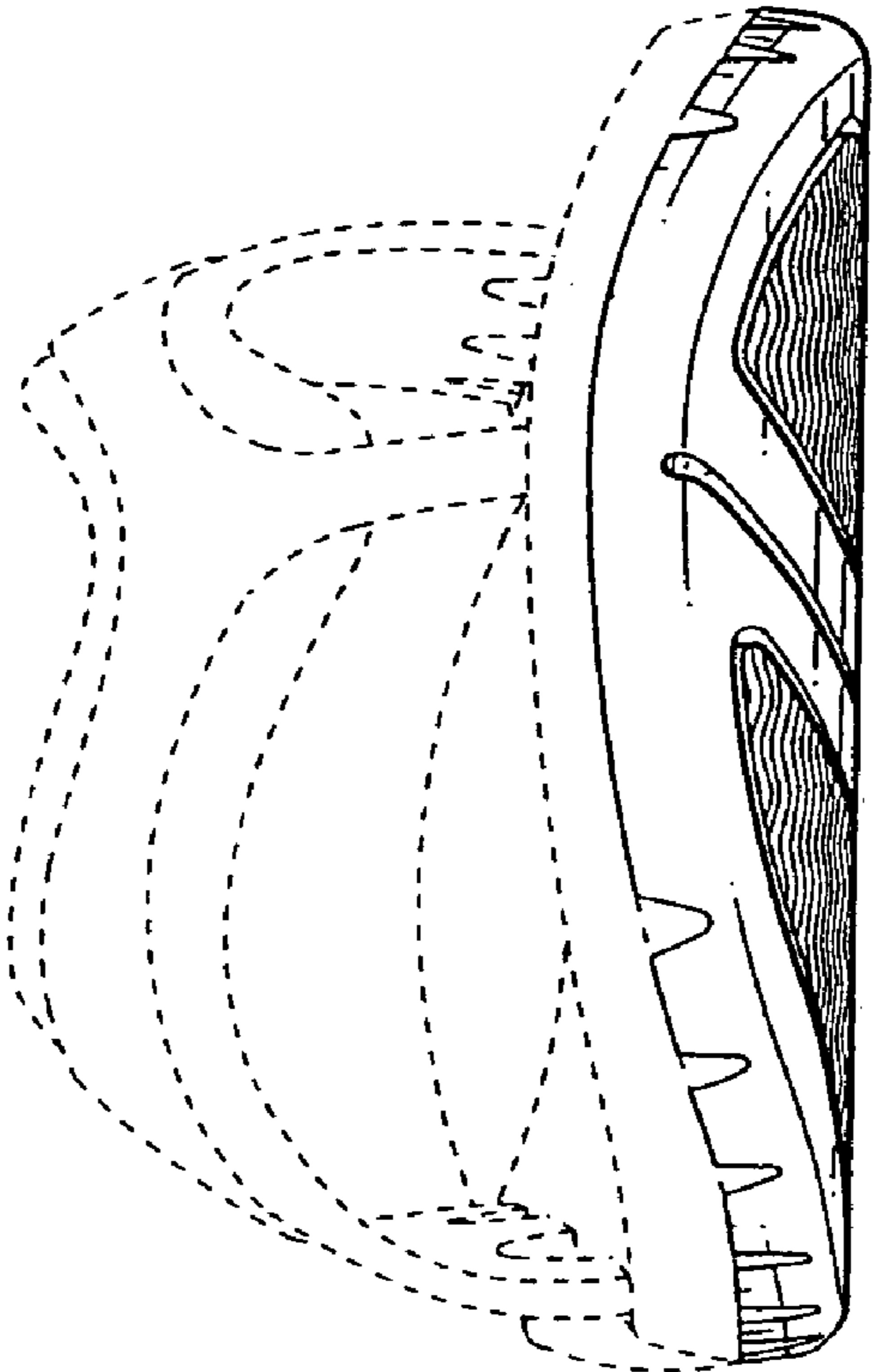


FIG. 4

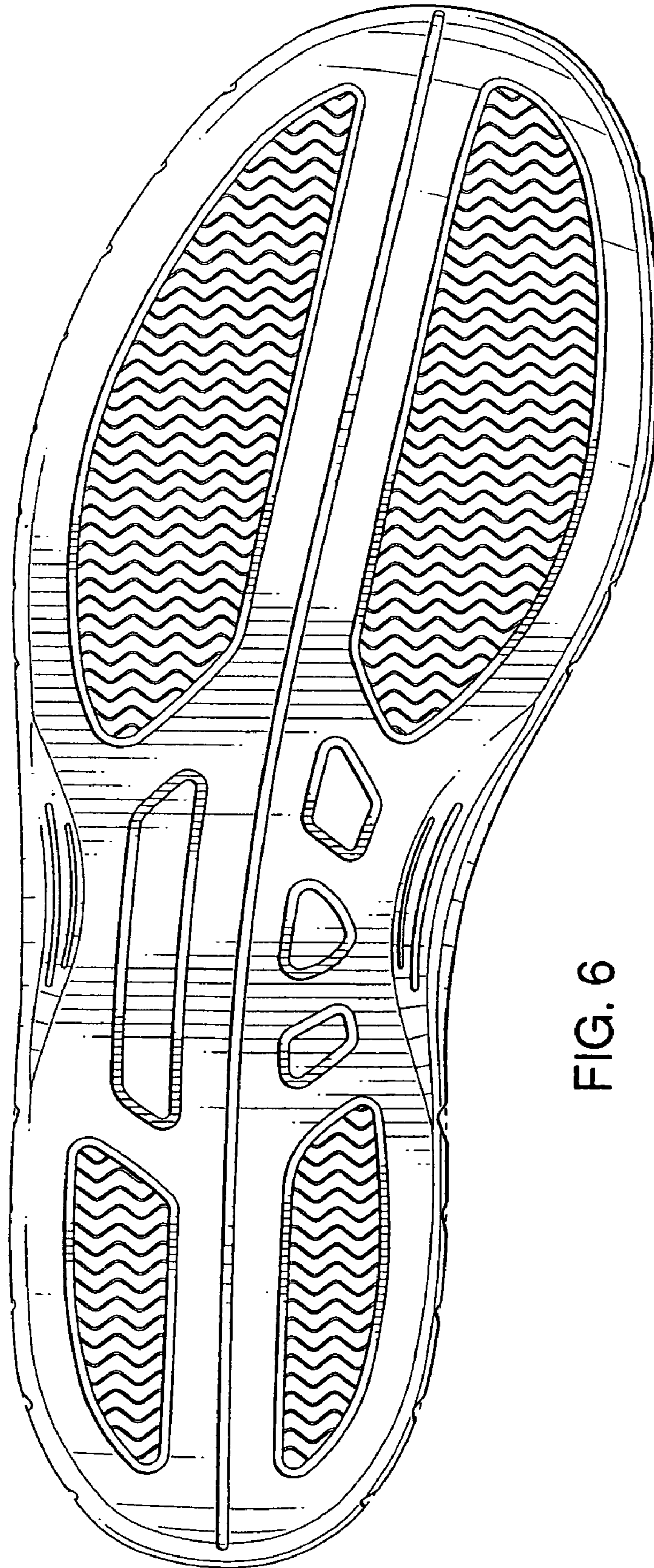


FIG. 6