



US00D554337S

(12) **United States Design Patent**
Belley et al.

(10) **Patent No.:** **US D554,337 S**

(45) **Date of Patent:** **** Nov. 6, 2007**

(54) **FOOTWEAR SOLE**

(75) Inventors: **Manon Belley**, Laval (CA); **Martin W. F. Dean**, St. Albans (CA); **Defne Yalkut**, Milan (IT)

(73) Assignee: **Wolverine World Wide, Inc.**, Rockford, MI (US)

(**) Term: **14 Years**

(21) Appl. No.: **29/260,045**

(22) Filed: **May 18, 2006**

(51) **LOC (8) Cl.** **02-04**

(52) **U.S. Cl.** **D2/956; D2/953; D2/954**

(58) **Field of Classification Search** D2/902, D2/947, 951-954, 956-958, 960; 36/3 B, 36/22 R, 24.5, 25 R, 32 R, 34 R, 59 C, 103
See application file for complete search history.

(56) **References Cited**

U.S. PATENT DOCUMENTS

D280,355 S	*	9/1985	Austin	D2/956
D408,976 S	*	5/1999	Shanks et al.	D2/956
D475,182 S		6/2003	Matis		
D502,595 S	*	3/2005	Sonnergren	D2/955
D507,097 S	*	7/2005	Sonnergren	D2/956
D516,781 S	*	3/2006	Ardissono et al.	D2/954
D530,491 S	*	10/2006	Sonnergren	D2/956
D530,893 S	*	10/2006	Sonnergren	D2/956
D546,034 S	*	7/2007	Matis et al.	D2/956
D546,035 S	*	7/2007	Belley et al.	D2/956
D546,532 S	*	7/2007	Matis et al.	D2/953

2006/0265905 A1* 11/2006 Chandler et al. 36/25 R

OTHER PUBLICATIONS

Merrell Spring 2005 Catalog, p. 31.

* cited by examiner

Primary Examiner—Celia A. Murphy

(74) *Attorney, Agent, or Firm*—Warner Norcross & Judd LLP

(57) **CLAIM**

The ornamental design for footwear sole, as shown and described.

DESCRIPTION

FIG. 1 is a perspective view of the footwear sole embodying the new design;

FIG. 2 is a bottom view thereof;

FIG. 3 is a right side view thereof, reduced in scale;

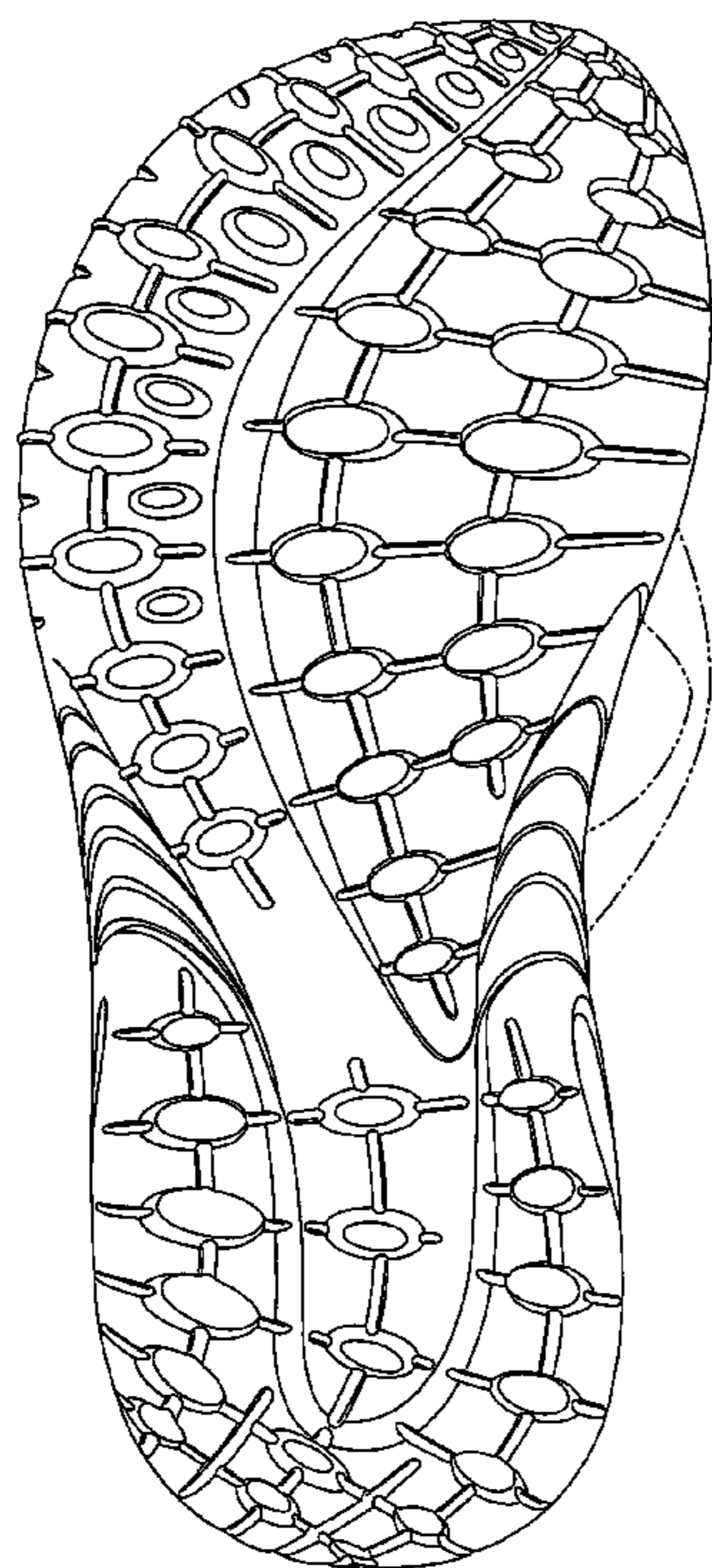
FIG. 4 is a left side view thereof;

FIG. 5 is an enlarged front view thereof; and,

FIG. 6 is an enlarged rear view thereof.

FIGS. 1-6 show features of an article of footwear in phantom lines. These features are shown for environmental purposes and do not form any part of the claimed design. Further, the phantom lines immediately adjacent the solid-line portions of the design form the boundary of the design, with the phantom lines forming no part of the claimed design.

1 Claim, 4 Drawing Sheets



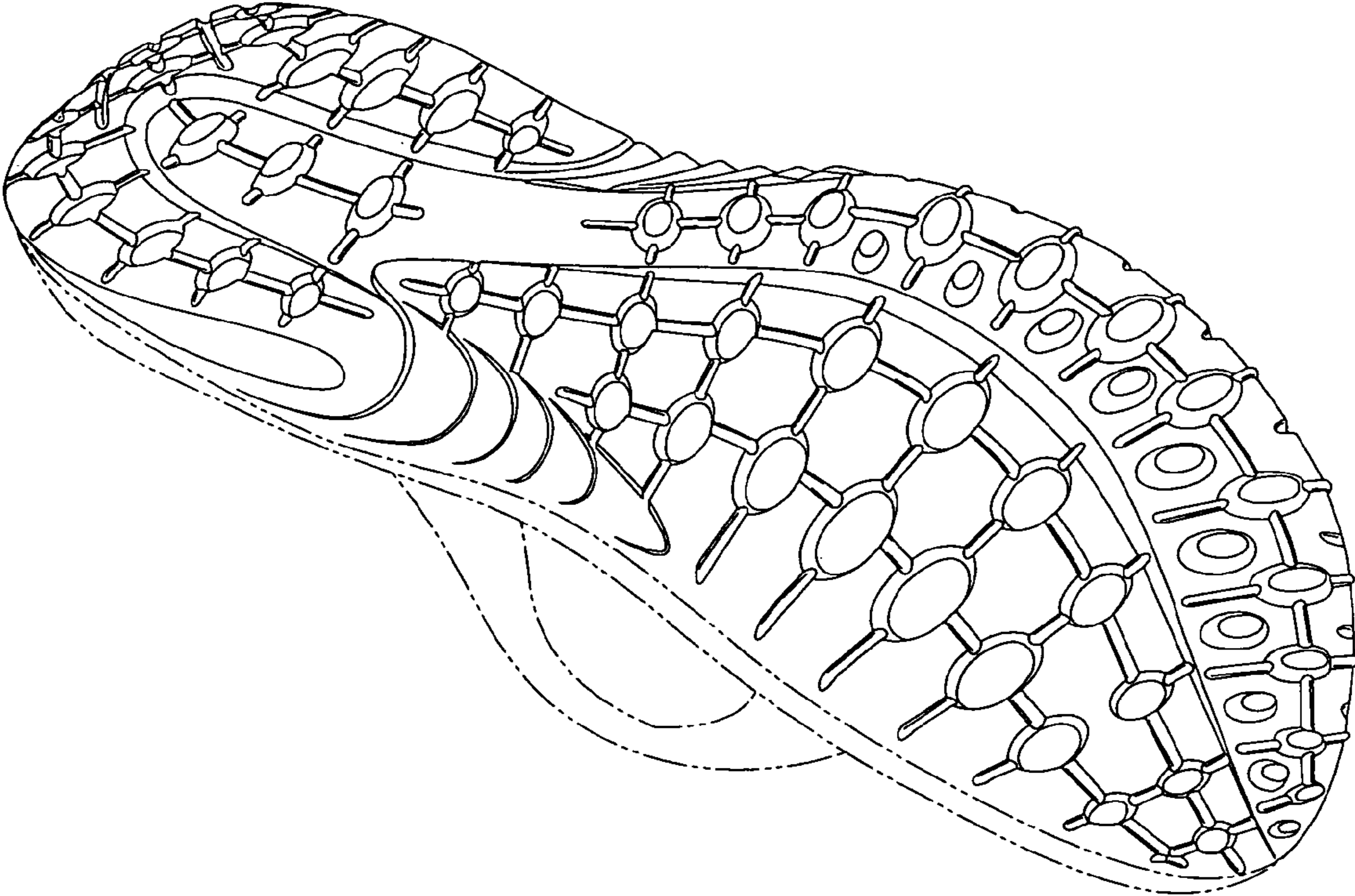


Fig. 1

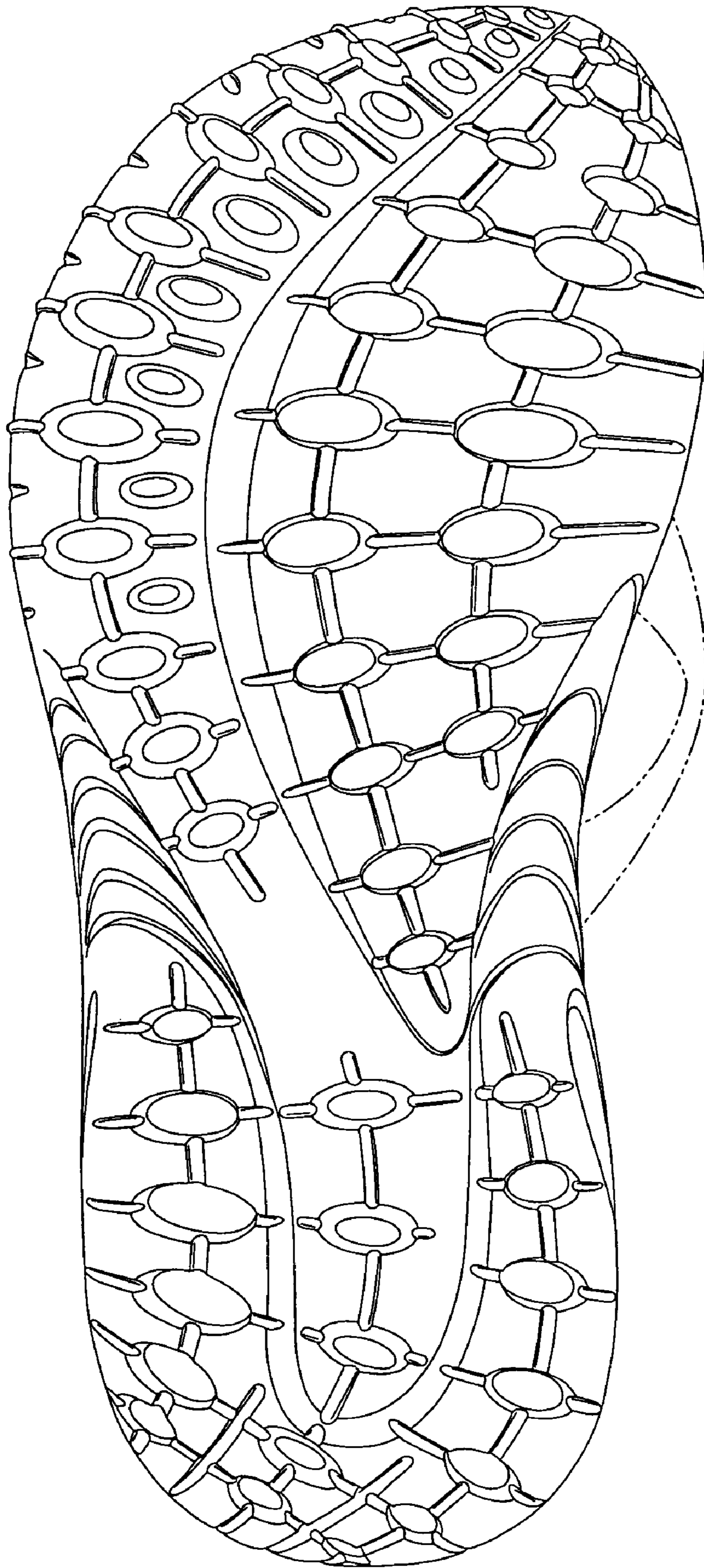


Fig. 2




Fig. 3

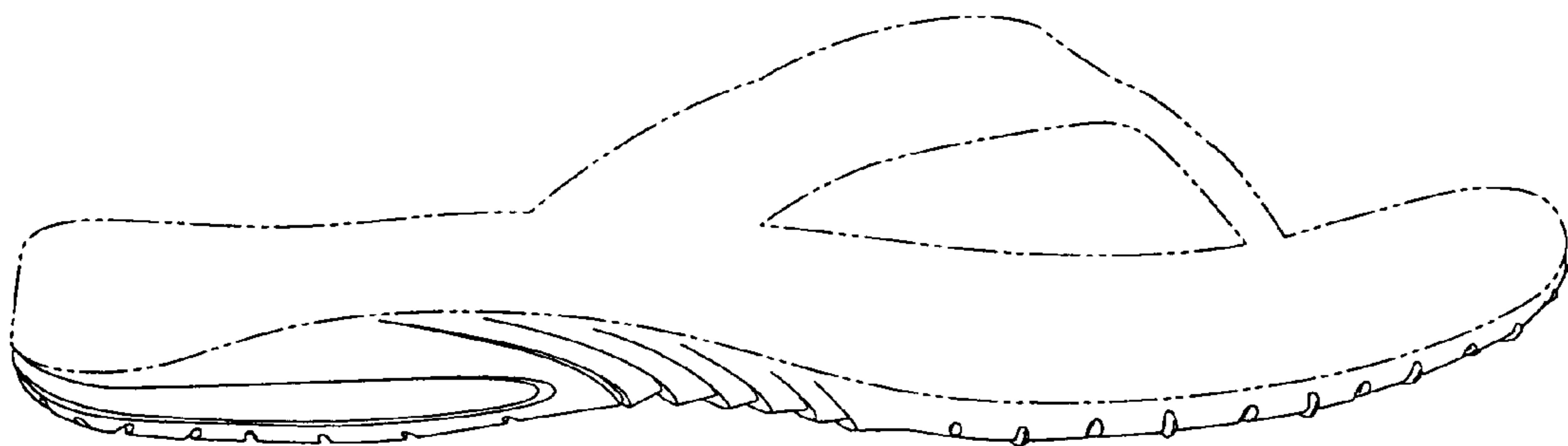


Fig. 4




Fig. 5



Fig. 6