

US00D554334S

(12) **United States Design Patent**
Belley et al.

(10) **Patent No.:** **US D554,334 S**

(45) **Date of Patent:** **** Nov. 6, 2007**

(54) **FOOTWEAR SOLE**

(75) Inventors: **Manon Belley**, Laval (CA); **Cristian Ardissono**, Montebelluna (IT)

(73) Assignee: **Wolverine World Wide, Inc.**,
Rockford, MI (US)

(**) Term: **14 Years**

(21) Appl. No.: **29/260,043**

(22) Filed: **May 18, 2006**

(51) **LOC (8) Cl.** **02-04**

(52) **U.S. Cl.** **D2/954**

(58) **Field of Classification Search** D2/902,
D2/946–949, 951–960; 36/3 B, 22 R, 24.5,
36/25 R, 28, 32 R, 34 R, 67 A, 59 C, 103
See application file for complete search history.

(56) **References Cited**

U.S. PATENT DOCUMENTS

2,030,545	A *	2/1936	Schulze	36/3 B
4,896,441	A *	1/1990	Galasso	36/43
D322,158	S *	12/1991	Blissett	D2/959
D333,909	S *	3/1993	Hatfield	D2/954
D428,241	S *	7/2000	Ferrer	D2/952
D437,676	S *	2/2001	Ferrer	D2/954
D458,739	S *	6/2002	Merceron	D2/954
D483,932	S *	12/2003	Cooper	D2/954
D495,861	S *	9/2004	Georgiou et al.	D2/961
D498,350	S *	11/2004	Recchi	D2/956
D500,190	S *	12/2004	Della Valle	D2/954

D514,781	S *	2/2006	McClaskie	D2/954
D527,878	S *	9/2006	Edwards	D2/955
D530,490	S *	10/2006	Sonnergren	D2/956
D546,532	S *	7/2007	Matis et al.	D2/953

* cited by examiner

Primary Examiner—Celia A. Murphy

(74) *Attorney, Agent, or Firm*—Warner Norcross & Judd LLP

(57) **CLAIM**

The ornamental design for footwear sole, as shown and described.

DESCRIPTION

FIG. 1 is a perspective view of the footwear sole embodying the new design;

FIG. 2 is a bottom view thereof;

FIG. 3 is a right side view thereof, slightly reduced in scale;


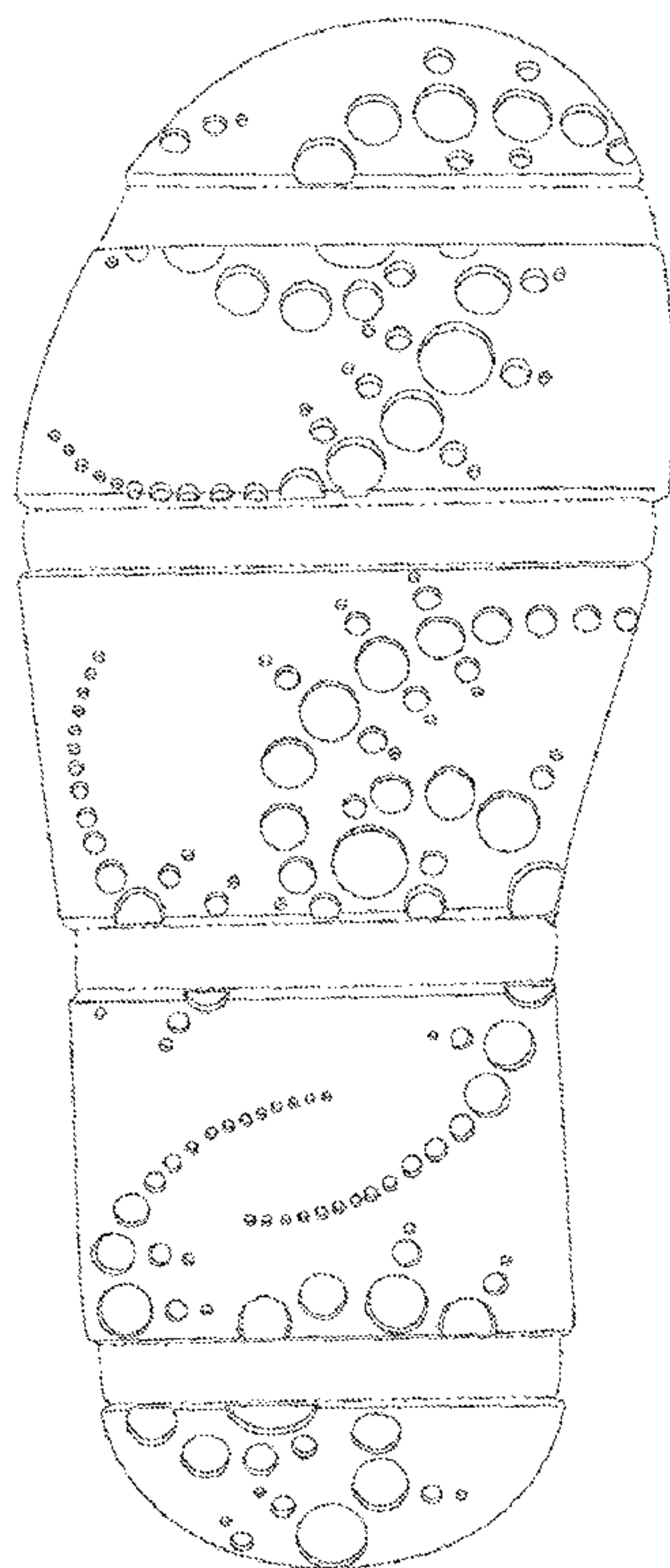
FIG. 4 is a left side view thereof;

FIG. 5 is an enlarged front view thereof; and,

FIG. 6 is an enlarged rear view thereof.

FIGS. 1–6 show features of an article of footwear in phantom lines. These features are shown for environmental purposes and do not form any part of the claimed design. Further, the phantom lines immediately adjacent the solid-line portions of the design form the boundary of the design, with the phantom lines forming no part of the claimed design.

1 Claim, 4 Drawing Sheets



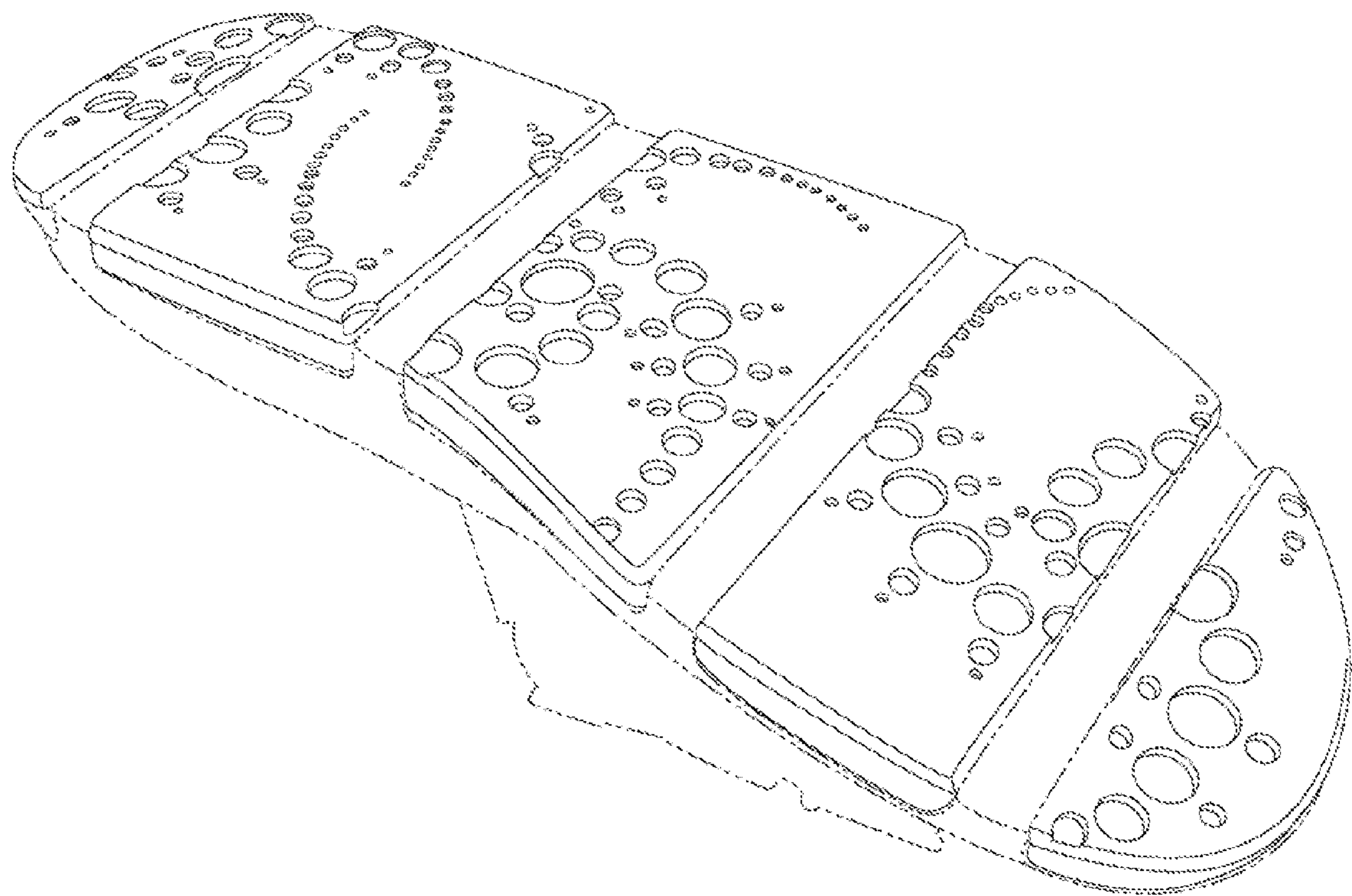


Fig. 1

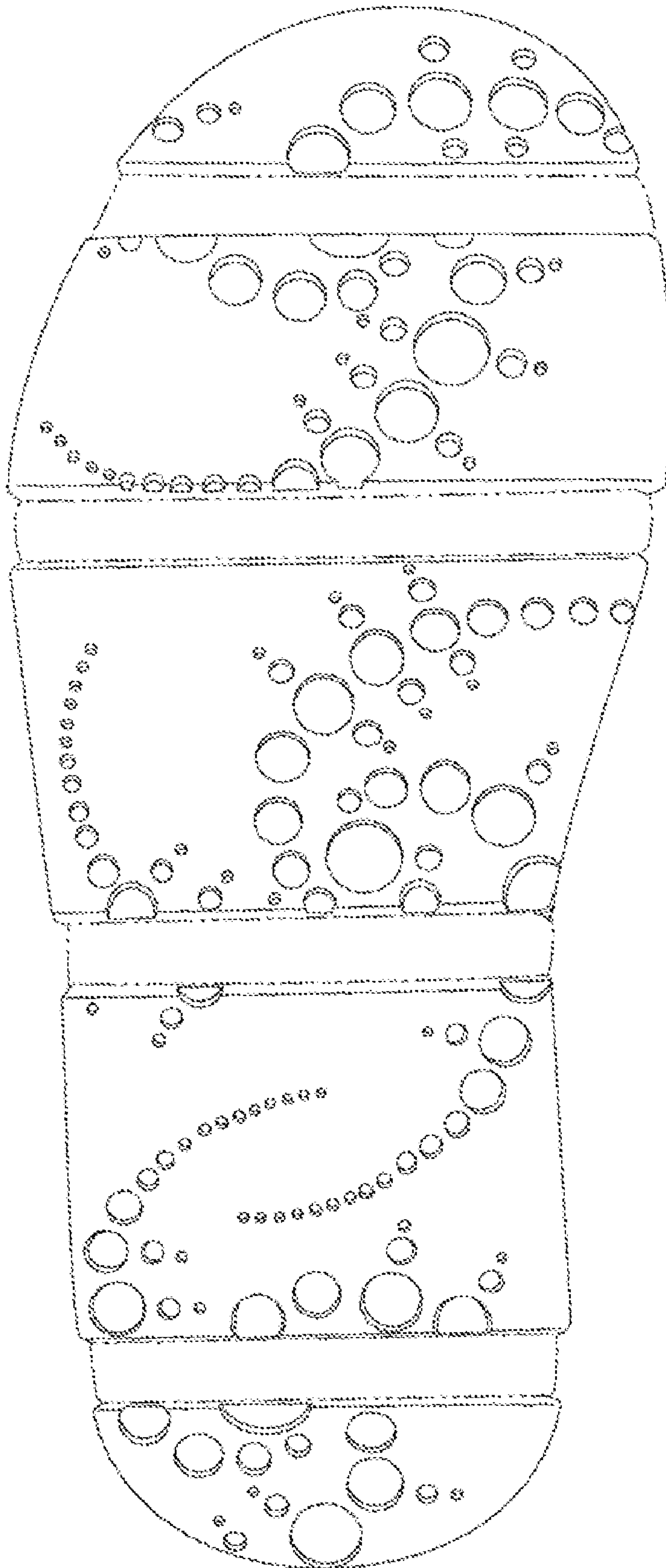


Fig. 2




Fig. 3

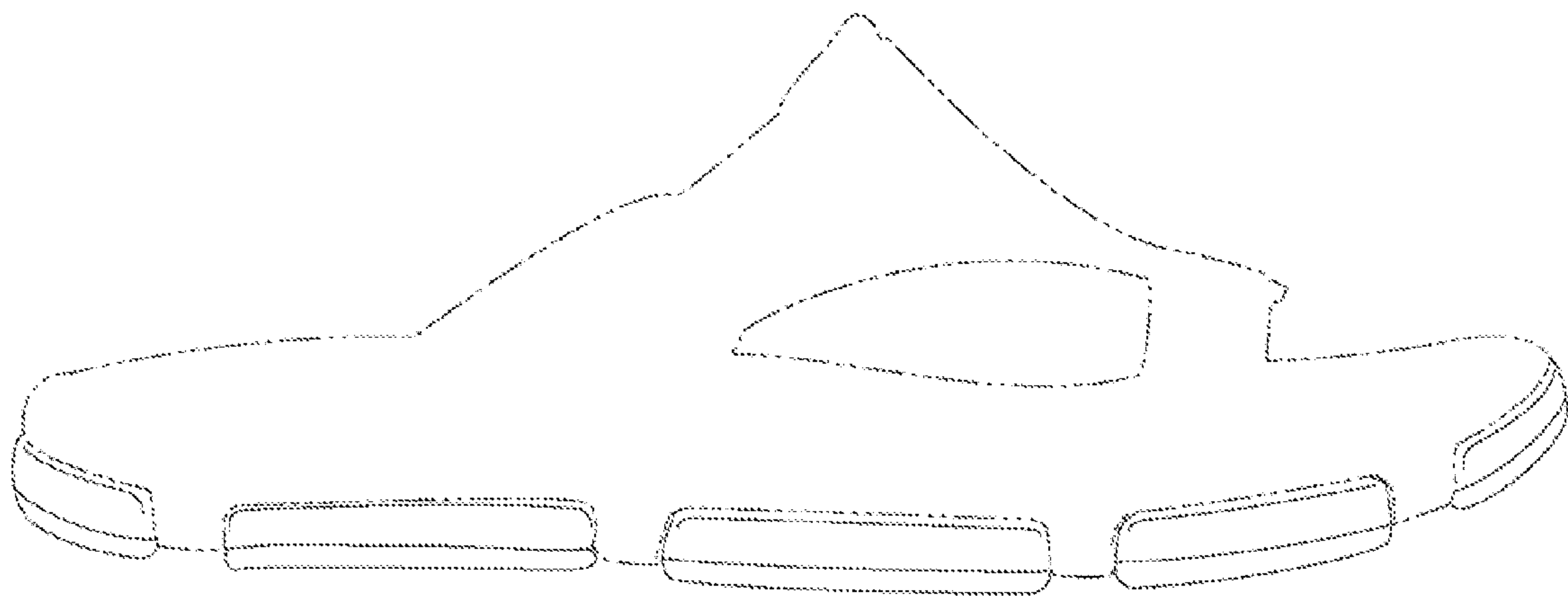


Fig. 4

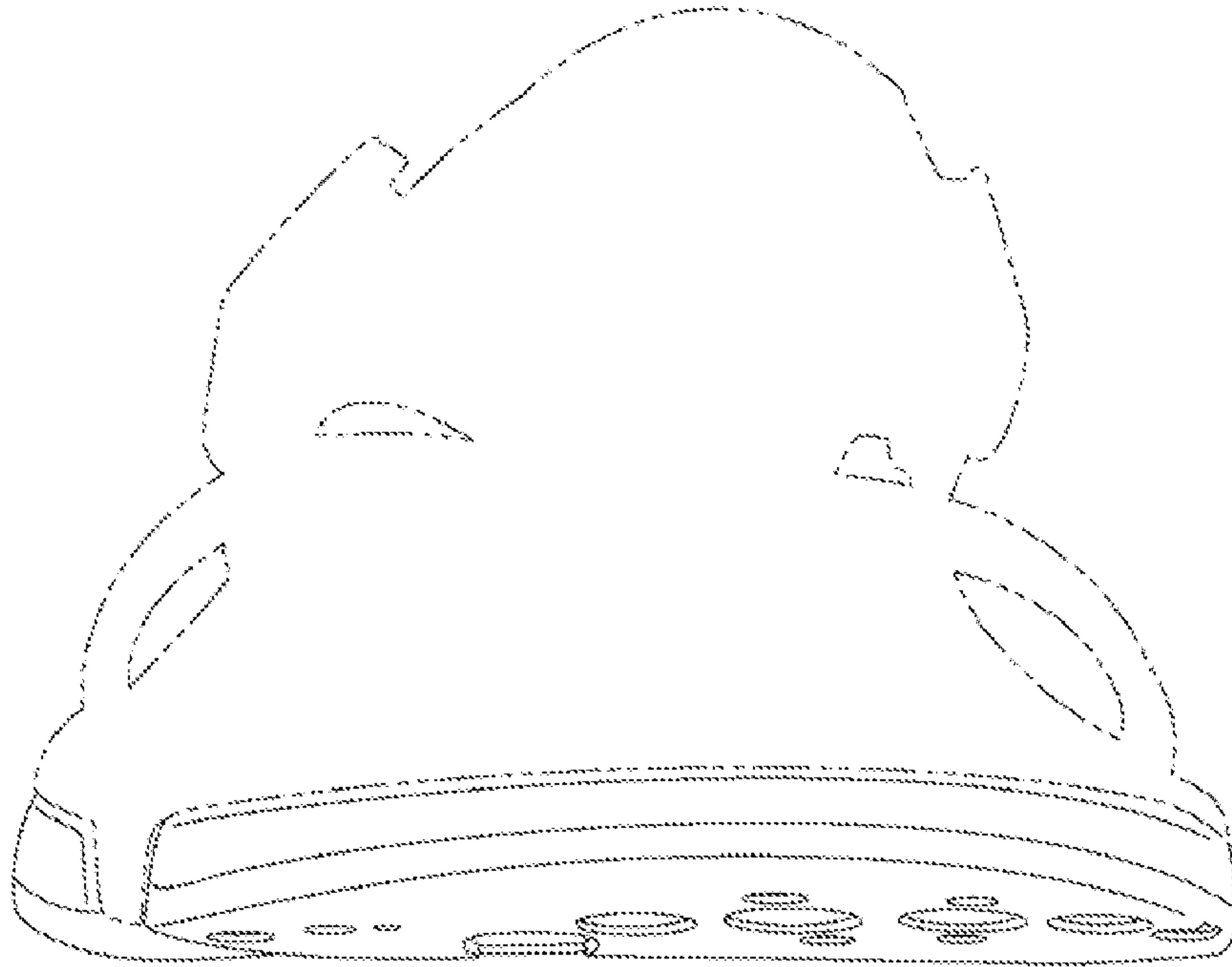


Fig. 5

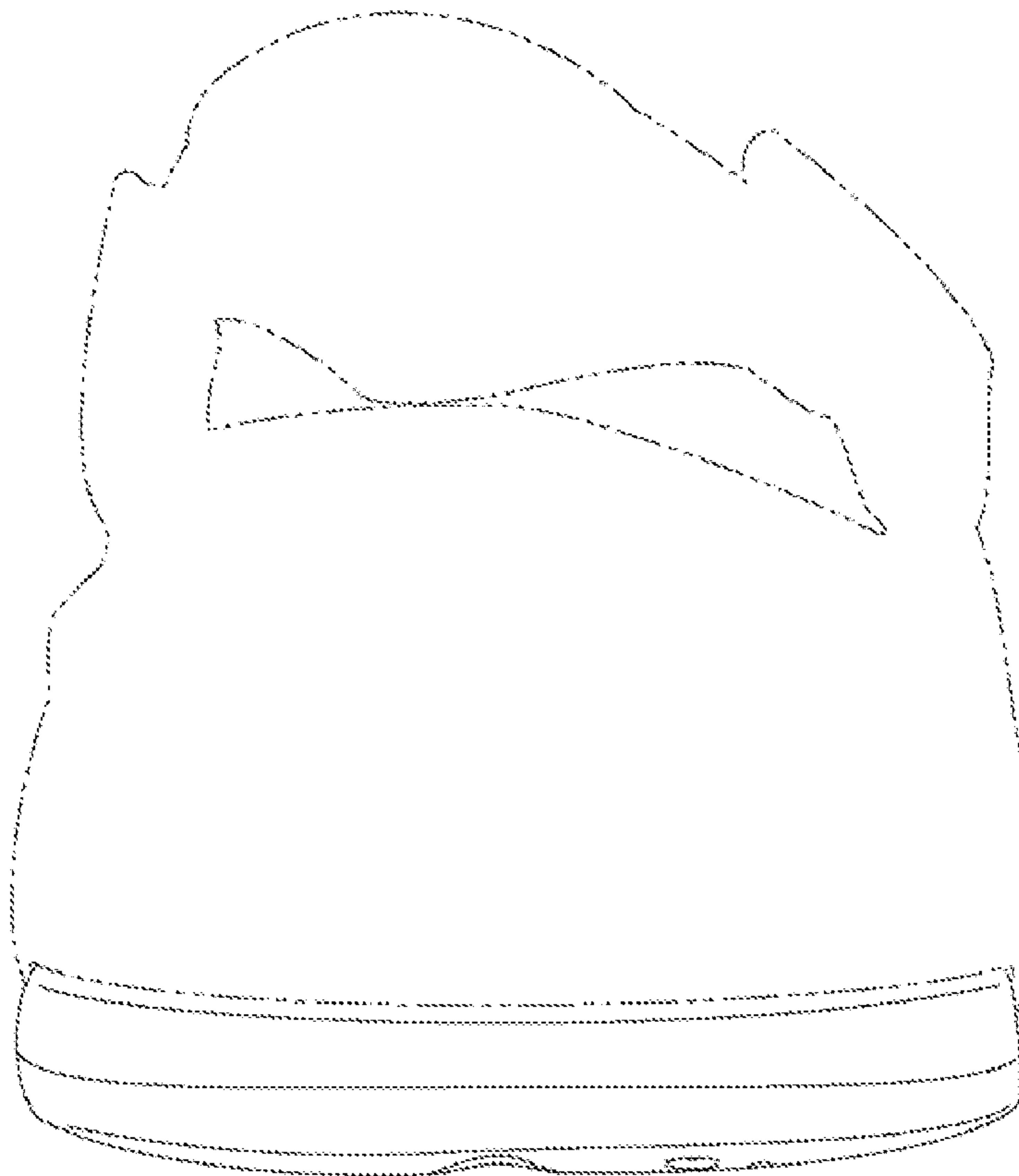


Fig. 6