



US00D554333S

(12) **United States Design Patent**  
**Belley et al.**

(10) **Patent No.:** **US D554,333 S**

(45) **Date of Patent:** **\*\* Nov. 6, 2007**

(54) **FOOTWEAR SOLE**

(75) Inventors: **Manon Belley**, Laval (CA); **Martin W. F. Dean**, St. Albans (CA); **Grant A. Urie**, Shelburne (CA)

(73) Assignee: **Wolverine World Wide, Inc.**,  
Rockford, MI (US)

(\*\*) Term: **14 Years**

(21) Appl. No.: **29/260,057**

(22) Filed: **May 18, 2006**

(51) **LOC (8) Cl.** ..... **02-04**

(52) **U.S. Cl.** ..... **D2/953; D2/952; D2/956**

(58) **Field of Classification Search** ..... D2/902,  
D2/947, 951-960; 36/3 B, 22 R, 24.5, 25 R,  
36/32 R, 34 R, 59 C, 103

See application file for complete search history.

(56) **References Cited**

**U.S. PATENT DOCUMENTS**

D257,647 S *	12/1980	Combaret .....	D2/953
D265,018 S *	6/1982	Vernonet .....	D2/954
4,446,633 A *	5/1984	Scheinhaus et al. ....	36/11.5
D275,714 S *	10/1984	Jacobson .....	D2/960
D299,887 S *	2/1989	Diaz .....	D2/953
D354,389 S *	1/1995	Howlett et al. ....	D2/961
D367,161 S *	2/1996	Shea .....	D2/908
D367,162 S *	2/1996	Shea .....	D2/908
D378,240 S *	3/1997	Merceron .....	D2/953
D396,549 S *	8/1998	von Conta et al. ....	D2/955
D398,745 S *	9/1998	Cass .....	D2/954
D409,362 S *	5/1999	Turner et al. ....	D2/960
D428,238 S *	7/2000	Price .....	D2/903
D459,865 S *	7/2002	Urie et al. ....	D2/955
D461,040 S *	8/2002	Urie et al. ....	D2/955
D461,298 S *	8/2002	Urie et al. ....	D2/955

D470,296 S *	2/2003	Masullo .....	D2/952
D492,095 S *	6/2004	Sanchez et al. ....	D2/896
D498,901 S *	11/2004	Hawker et al. ....	D2/926
D504,555 S *	5/2005	Urie .....	D2/955
D507,696 S *	7/2005	Robbins et al. ....	D2/955
D509,648 S *	9/2005	Robbins et al. ....	D2/955
D512,820 S *	12/2005	Le .....	D2/956
D515,291 S *	2/2006	Sonnergren .....	D2/956
D529,698 S *	10/2006	Hikade et al. ....	D2/961
D546,036 S *	7/2007	Schoenborn et al. ....	D2/957

\* cited by examiner

*Primary Examiner*—Celia A. Murphy

(74) *Attorney, Agent, or Firm*—Warner Norcross & Judd LLP

(57) **CLAIM**

The ornamental design for footwear sole, as shown and described.

**DESCRIPTION**

FIG. 1 is a perspective view of the footwear sole embodying the new design;

FIG. 2 is a bottom view thereof;

FIG. 3 is a right side view thereof, reduced in scale;

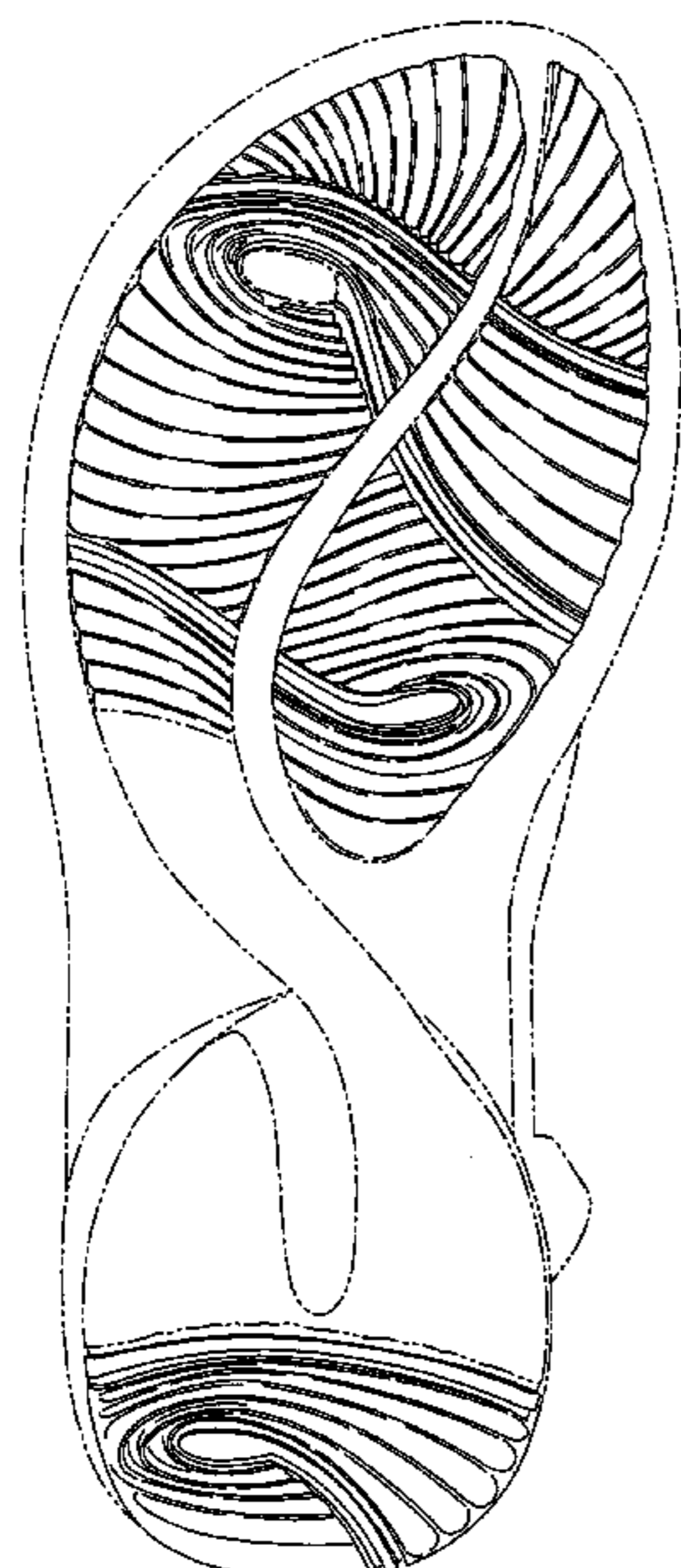
FIG. 4 is a left side view thereof, also reduced in scale;

FIG. 5 is an enlarged front view of FIG. 1; and,

FIG. 6 is an enlarged rear view of FIG. 1.

FIGS. 1-6 show features of an article of footwear in phantom lines. These features are shown for environmental purposes and do not form any part of the claimed design. Further, the phantom lines immediately adjacent the solid-line portions of the design form the boundary of the design, with the phantom lines forming no part of the claimed design.

**1 Claim, 4 Drawing Sheets**



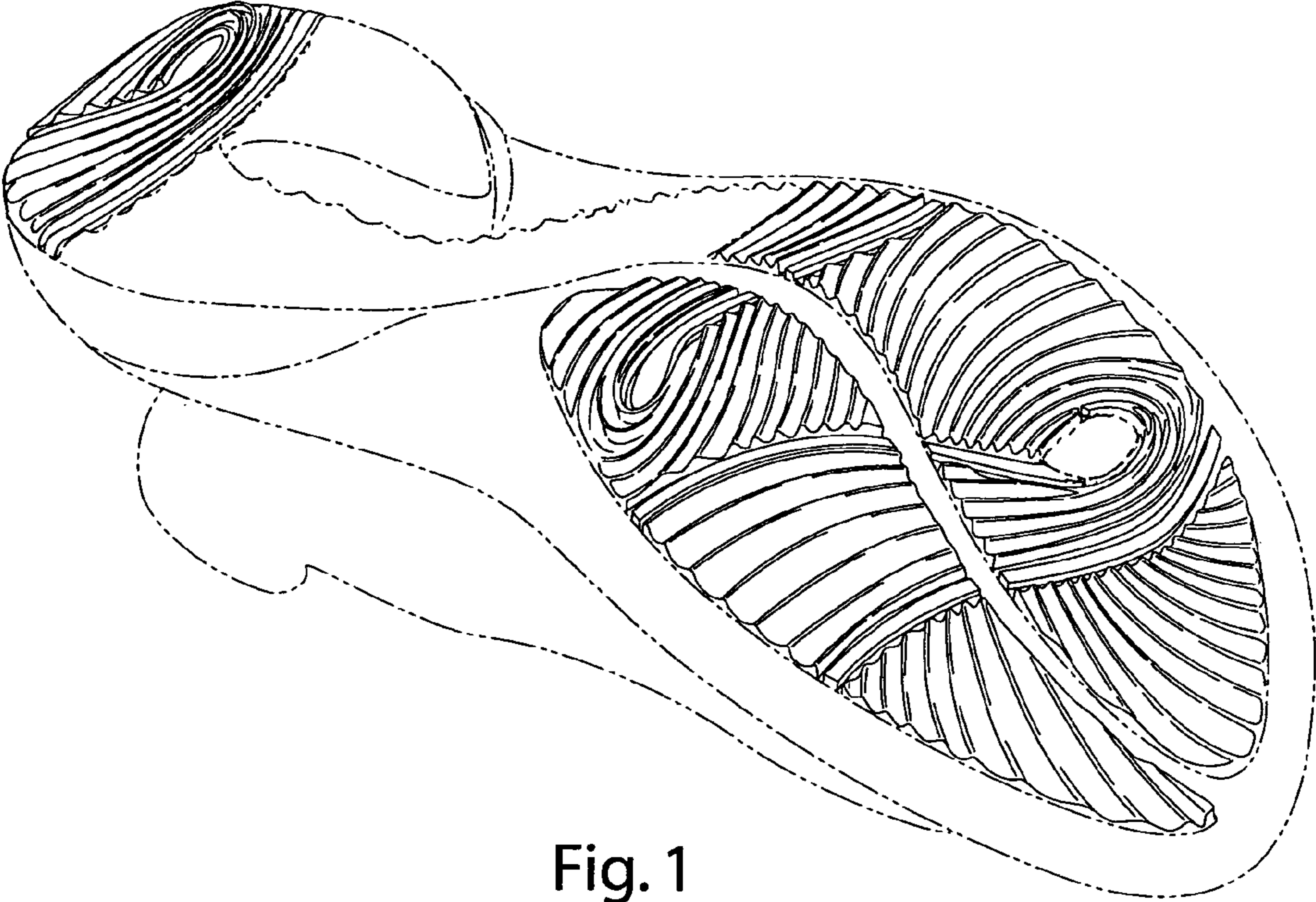


Fig. 1



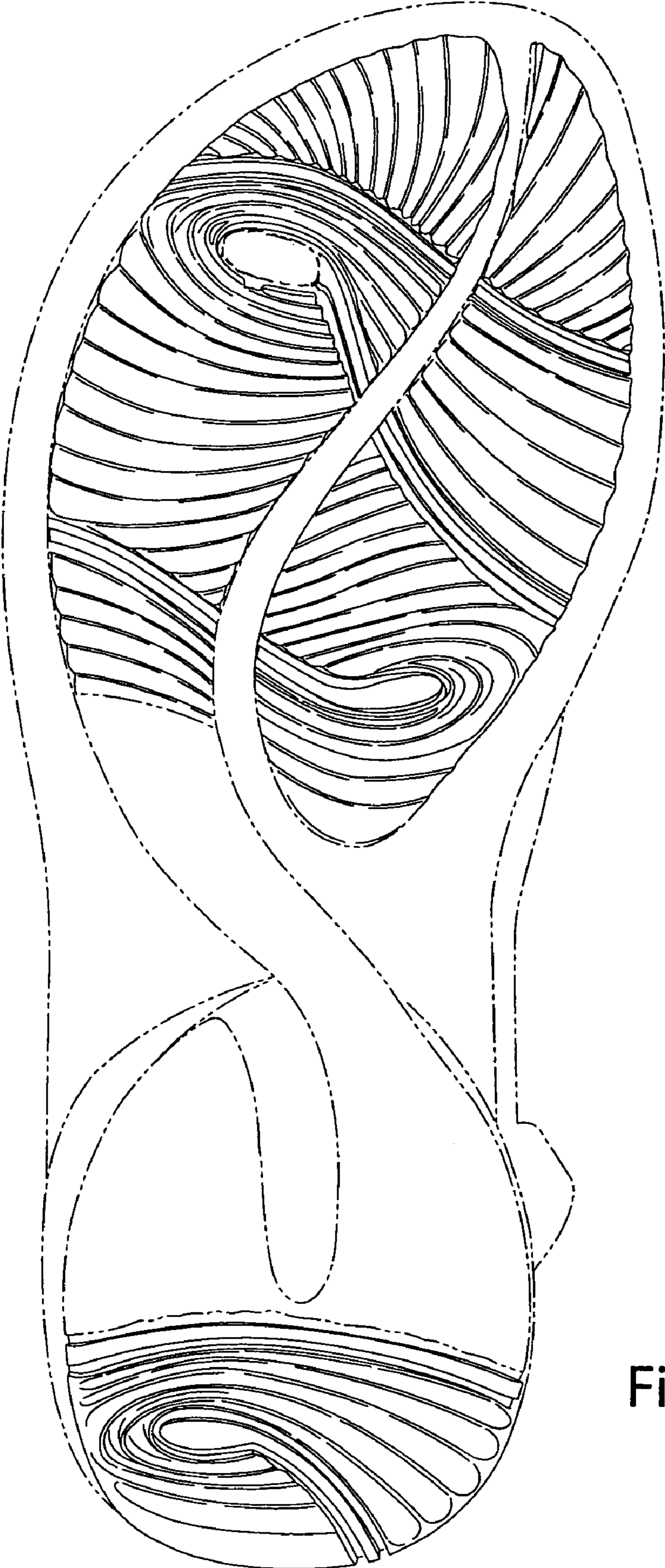


Fig. 2



Fig. 3



Fig. 4




Fig. 5




Fig. 6