



US00D554327S

(12) **United States Design Patent**
Rie

(10) **Patent No.:** **US D554,327 S**
(45) **Date of Patent:** **** Nov. 6, 2007**

(54) **SKIRT COMBINED WITH MULTIPURPOSE STRAPS**

D533,983 S * 12/2006 Thornton D2/851

(76) Inventor: **Jin Rie**, 401 N. Bixel St., Los Angeles, CA (US) 90026

(**) Term: **14 Years**

(21) Appl. No.: **29/268,965**

(22) Filed: **Nov. 17, 2006**

Related U.S. Application Data

(63) Continuation-in-part of application No. 29/240,668, filed on Oct. 18, 2005.

(51) **LOC (8) Cl.** **02-02**

(52) **U.S. Cl.** **D2/851**

(58) **Field of Classification Search** D2/722, D2/735, 625, 851, 852; 2/47, 211, 219, 220
See application file for complete search history.

(56) **References Cited**

U.S. PATENT DOCUMENTS

2,546,563	A *	3/1951	Rodin et al.	2/211
2,579,190	A *	12/1951	Kaldor	2/306
3,005,990	A *	10/1961	Owen et al.	2/306
3,797,043	A *	3/1974	Brument	2/69.5
D396,937	S *	8/1998	Wright, Jr.	D2/625
D425,686	S *	5/2000	Ralston et al.	D2/739
D456,592	S *	5/2002	Conway	D2/851
6,393,622	B1 *	5/2002	Rice	2/406

OTHER PUBLICATIONS

Belly Dance Bazaar. <http://bellydance3.tripod.com/skirt1.html>. Jun. 2004. Fringe Skirt: center of page.*
HandKnitCrafts.com. <http://www.szeda.bg/handknitcrafts/>. Feb. 2006. Hand Knit Skirt with Long Fringe: center of page.*
Costume Gallery Dazzle. <http://www.costumegallery.net/supplies.asp?ID=200>. Dec. 2004. Eleganza Leotard: center of page.*
Costumes Inc. http://www.costumesinc.com/f26/roman_togas_cleopatra_wigs_and_asp_jewelry.html. Date Viewed: Feb. 2007. Gladiator Skirt: center of page.*
LeatherLore.com. <http://www.leatherlore.com/skirtstrap.htm>. Jan. 2006. Armor Strap Skirt: center of page.*

* cited by examiner

Primary Examiner—Ian Simmons
Assistant Examiner—R. Johnson

(57) **CLAIM**

I claim the ornamental design for a skirt combined with multipurpose straps, as shown and described.

DESCRIPTION

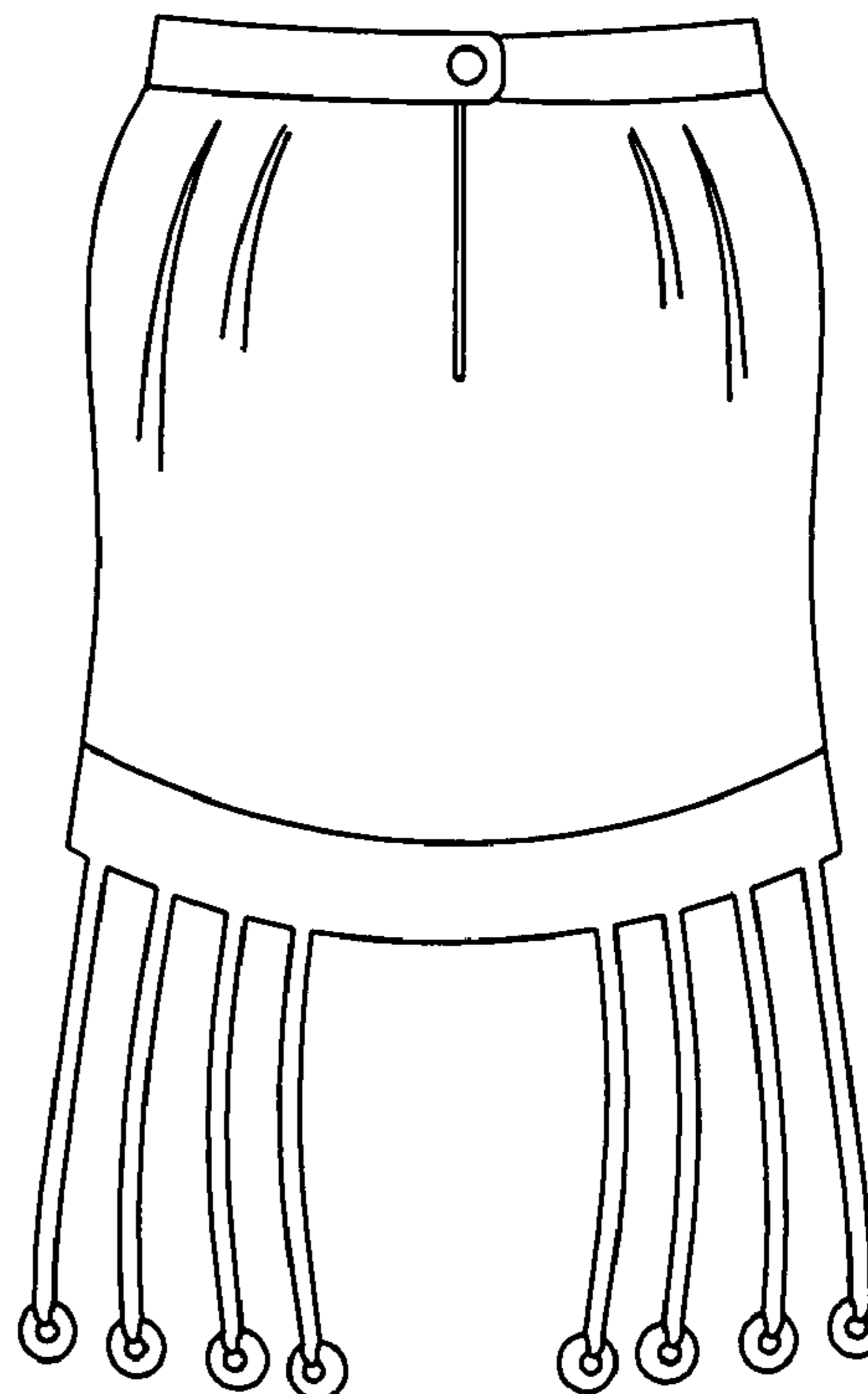
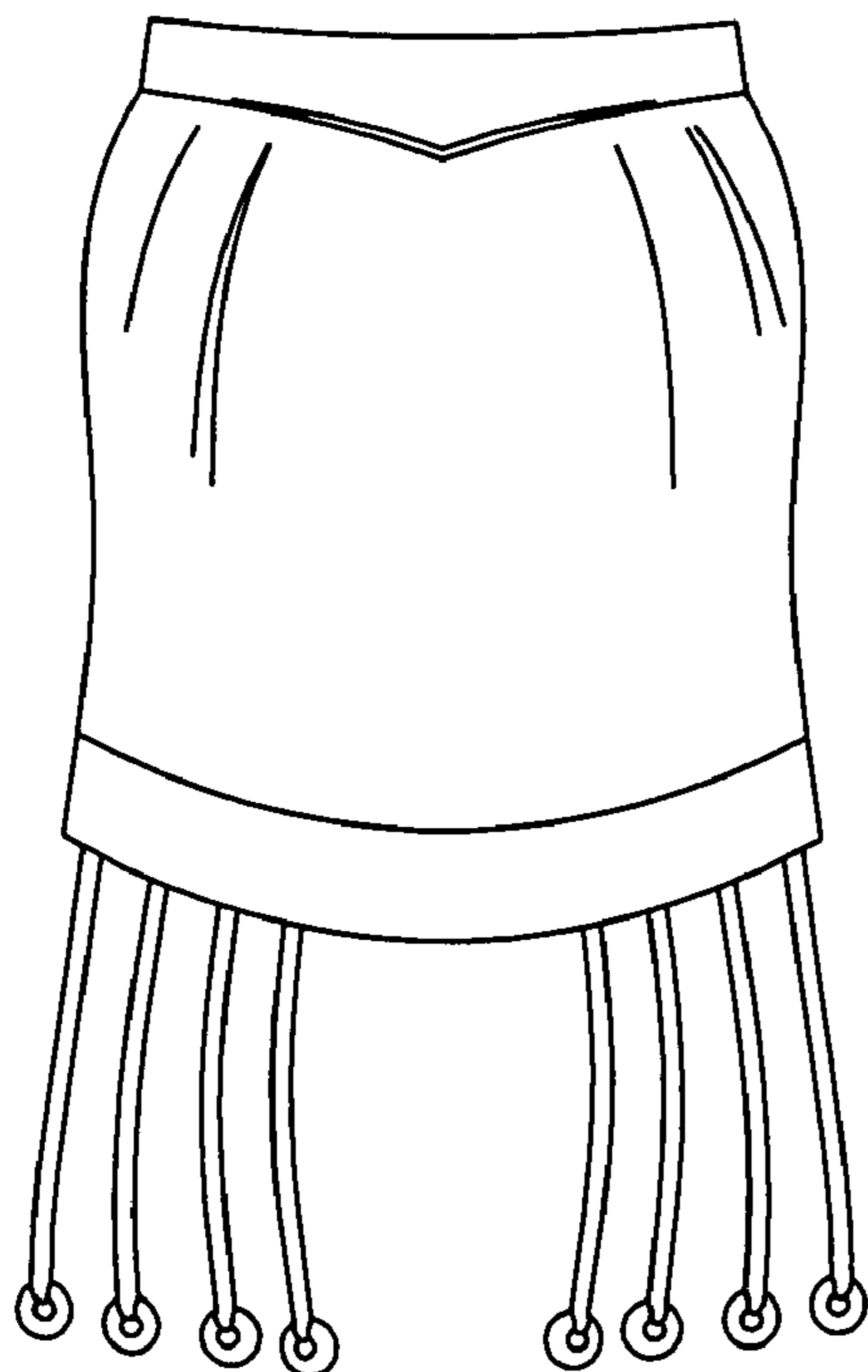
FIG. 1 is a front perspective view of skirt combined with multipurpose straps showing my new design;

FIG. 2 is a front view thereof;

FIG. 3 is a rear view thereof; and,

FIG. 4 is a left side view thereof.

1 Claim, 4 Drawing Sheets






FIG. 1




FIG. 2

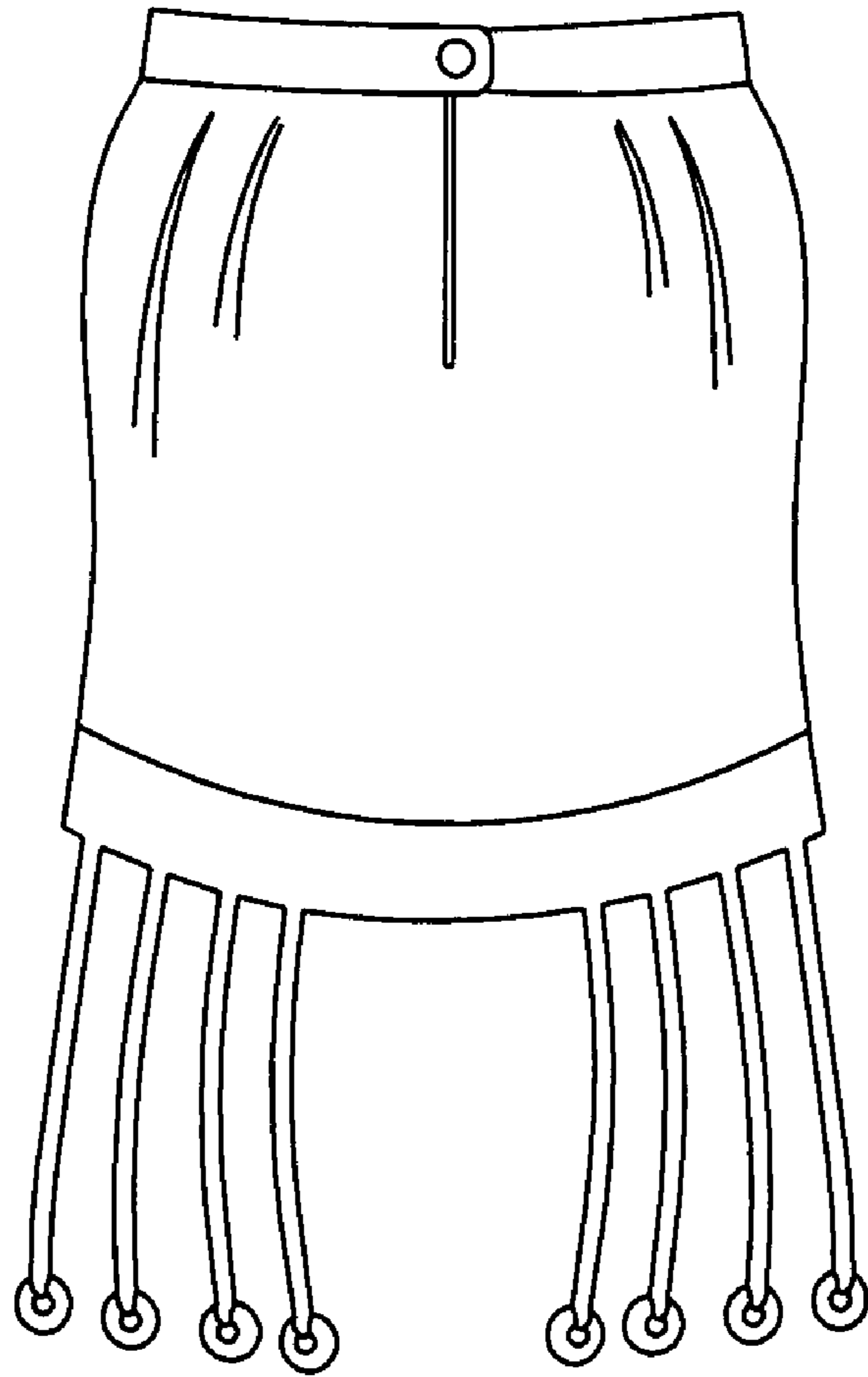


FIG. 3




FIG. 4