



US00D554313S

(12) **United States Design Patent**
Talesfore et al.

(10) **Patent No.:** **US D554,313 S**

(45) **Date of Patent:** **** Oct. 30, 2007**

(54) **HANDLE FOR A SQUEEGEE OR THE LIKE**

(75) Inventors: **Nicholas F. Talesfore**, Los Gatos, CA (US); **Jin Ho Chai**, Fremont, CA (US); **Joseph A. McArdle**, Mountain View, CA (US); **Jennifer A. Talesfore**, Los Gatos, CA (US)

(73) Assignee: **Ettore Products Co.**, Oakland, CA (US)

(**) Term: **14 Years**

(21) Appl. No.: **29/199,493**

(22) Filed: **Feb. 13, 2004**

(51) **LOC (8) Cl.** **04-01**

(52) **U.S. Cl.** **D32/41; D32/43; D4/125; D4/129**

(58) **Field of Classification Search** D32/41, D32/43, 52; D4/125, 129, 138; D8/94, 107, D8/305, 315-320; D21/606-609, 406, 408; 15/143.1, 235.4, 236.01, 236.02, 245, 245.1; 16/114.1, 430, 431, 444; 38/90, 92, 95; D7/394
See application file for complete search history.

(56) **References Cited**

U.S. PATENT DOCUMENTS

D23,525 S * 7/1894 Ober D32/72
D57,143 S * 2/1921 Modern et al. D8/317
D112,663 S 12/1938 Partridge
D220,195 S * 3/1971 Steffens D21/608
D277,496 S * 2/1985 Daugherty D21/608
4,970,749 A 11/1990 Priore

D383,173 S * 9/1997 Lun D21/408
D385,472 S 10/1997 Godt
D456,667 S * 5/2002 Veltri et al. D7/387
D461,315 S 8/2002 Stephan
6,834,411 B2 12/2004 Kaminstein et al.
D505,268 S 5/2005 Potempa
D506,287 S * 6/2005 Angeletta D28/7

* cited by examiner

Primary Examiner—Cathron C. Brooks

Assistant Examiner—Lavone D. Tabor

(74) *Attorney, Agent, or Firm*—Brian Beverly; Beeson Skinner Beverly, LLP

(57) **CLAIM**

The ornamental design for a handle for a squeegee or the like, as shown and described.

DESCRIPTION

FIG. 1 is an upper front left perspective view of a handle for a squeegee or the like showing our new design;

FIG. 2 is a right side elevational view thereof, the left side being a mirror image;

FIG. 3 is a front elevational view thereof;

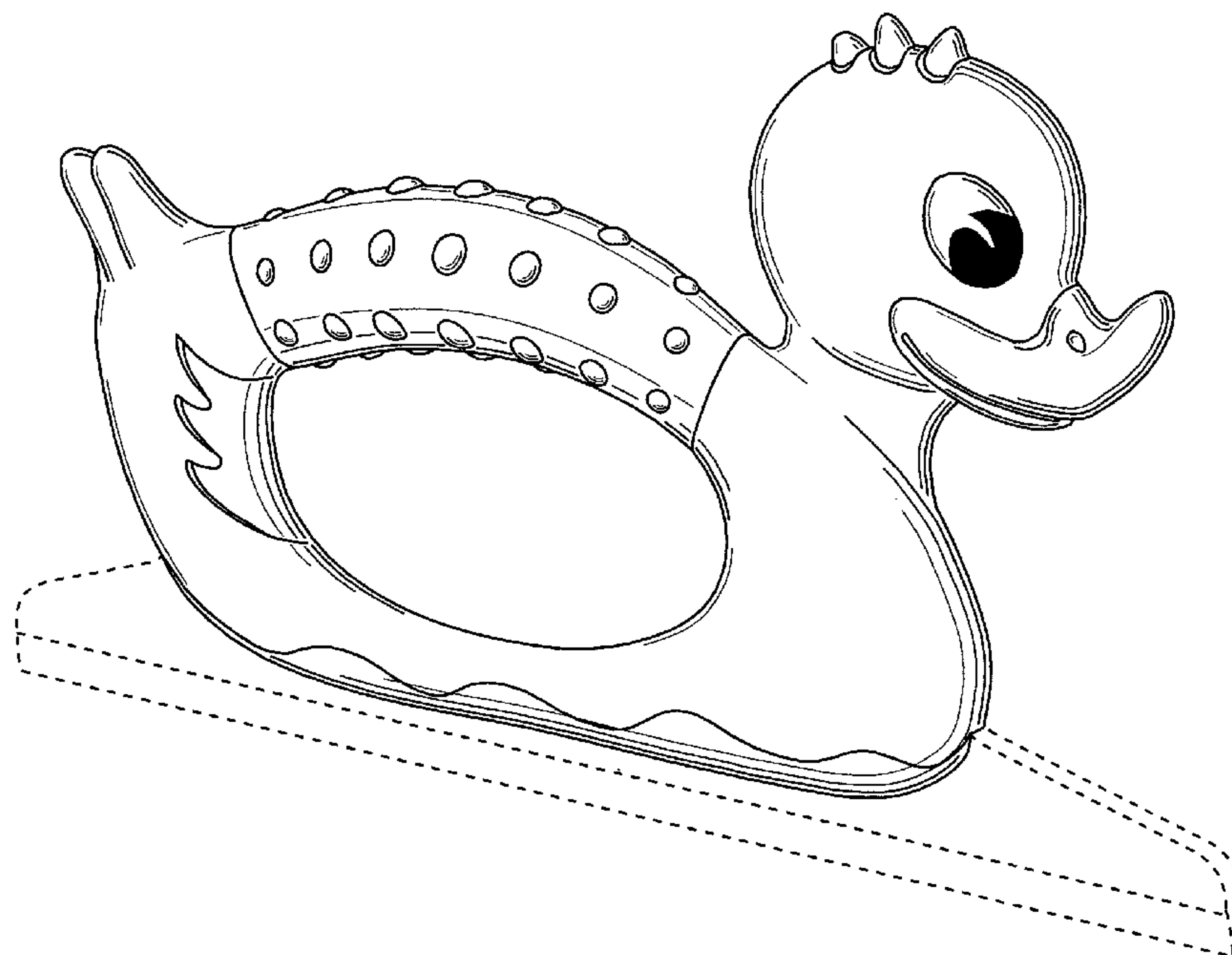
FIG. 4 is a rear elevational view thereof;

FIG. 5 is a top plan view thereof; and,

FIG. 6 is a bottom plan view thereof.

The broken lines in FIGS. 1-6 showing a squeegee attached to the handle of the design are for illustrative purposes only and form no part of our claimed design.

1 Claim, 3 Drawing Sheets



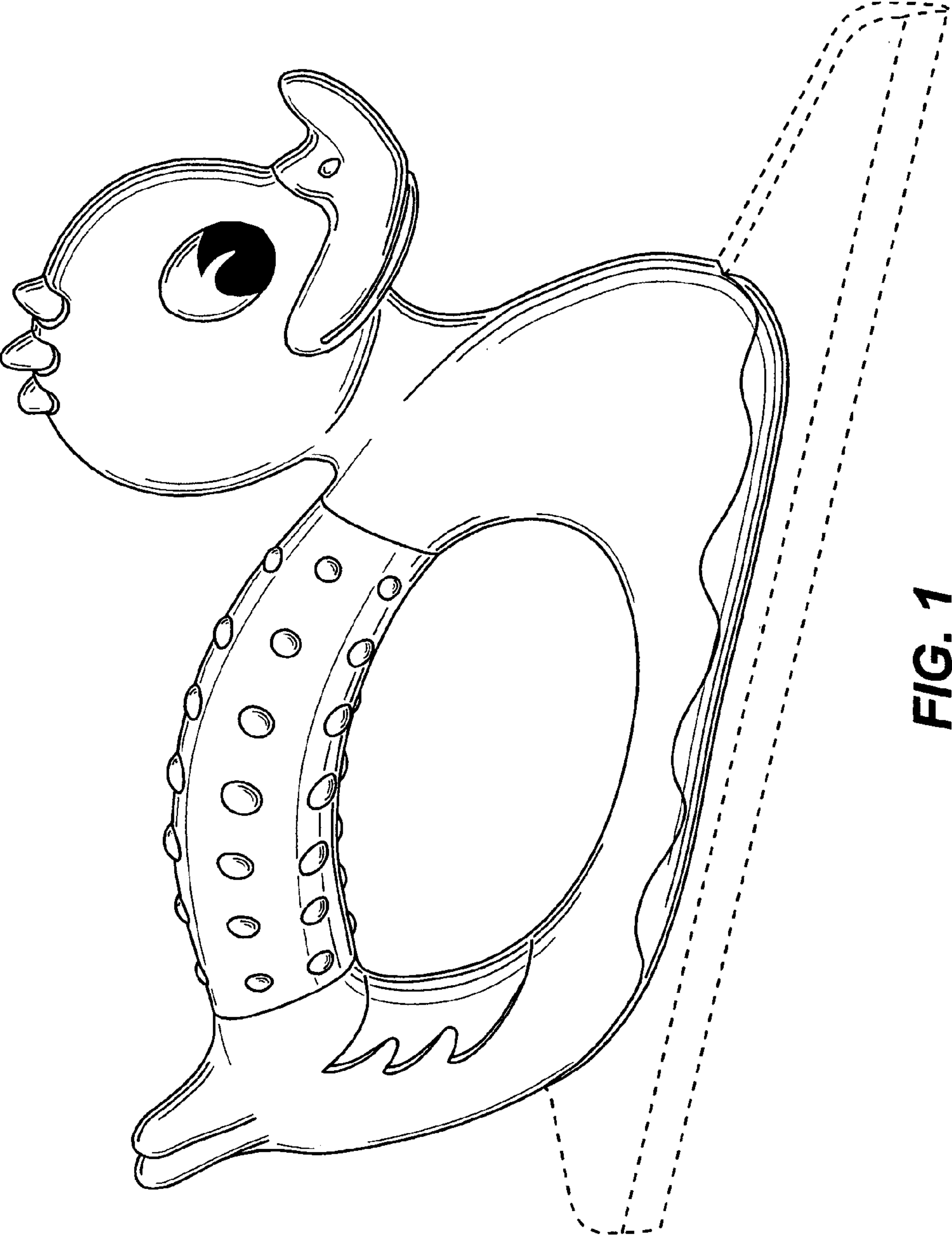


FIG. 1

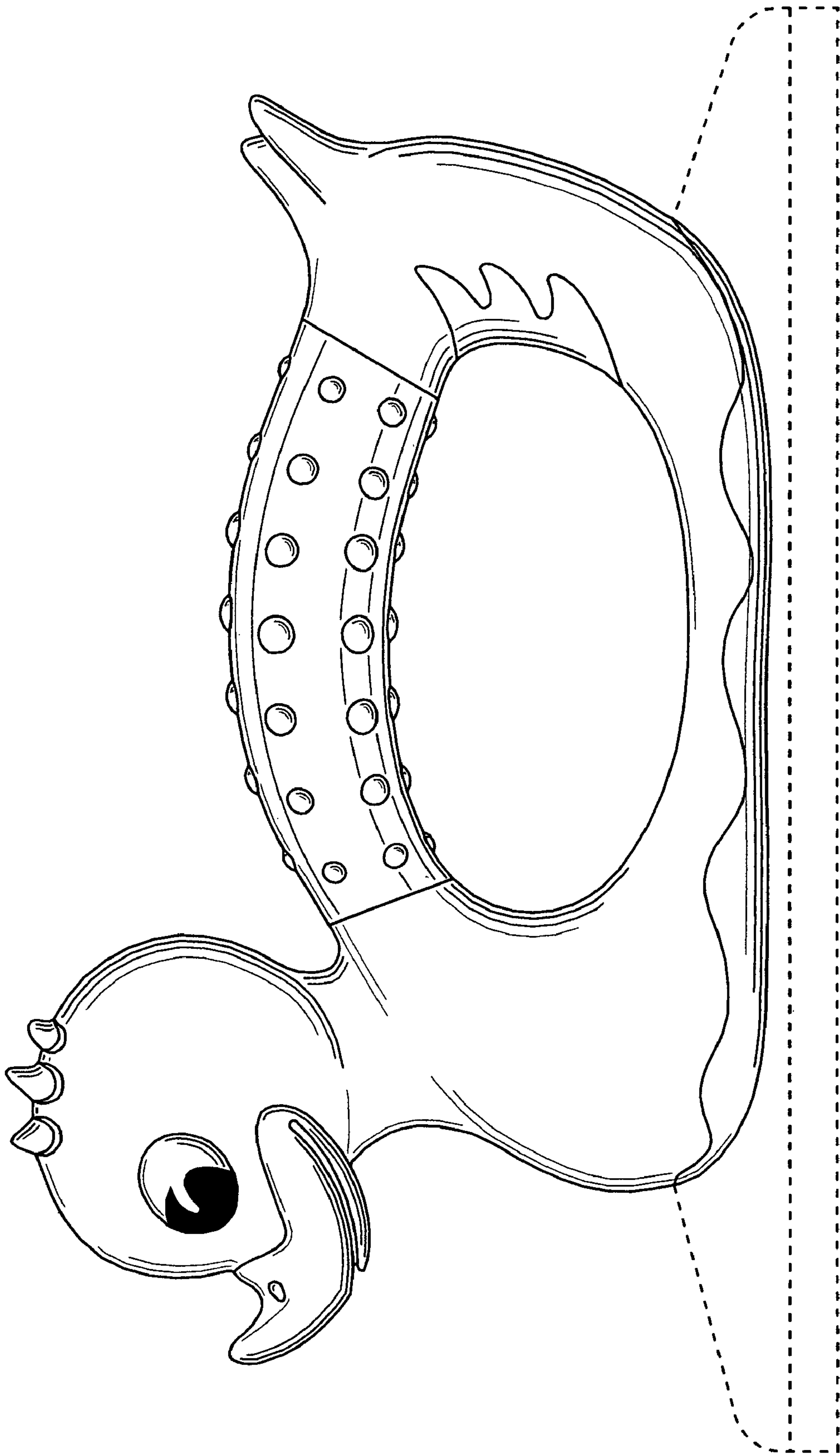


FIG. 2

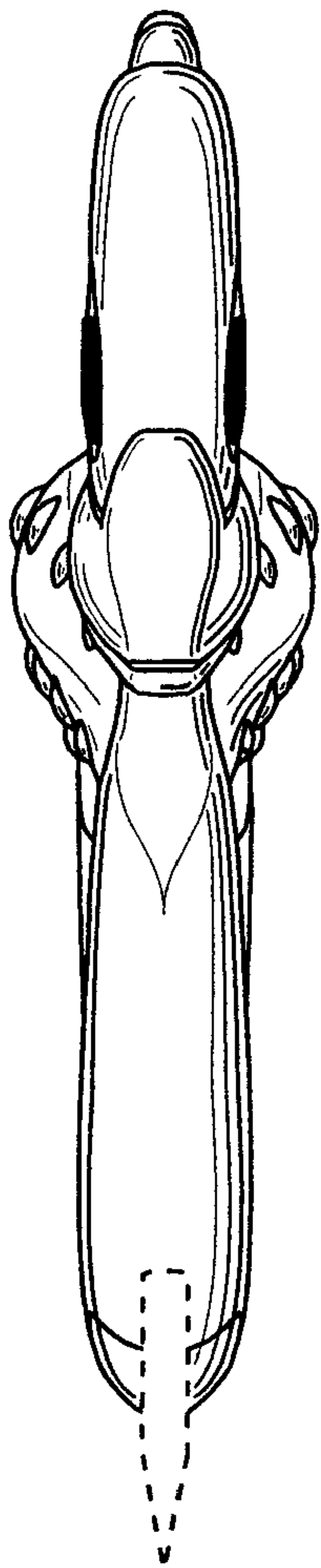


FIG. 3

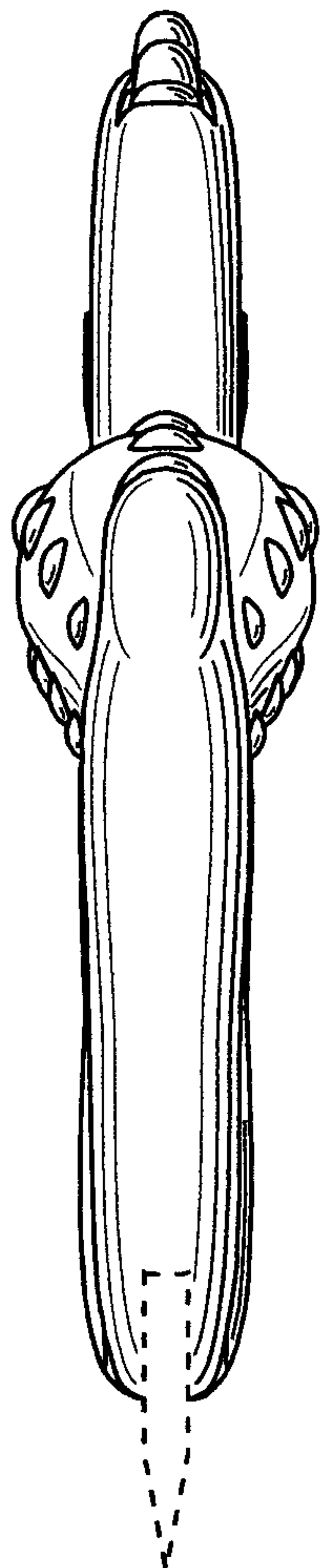


FIG. 4

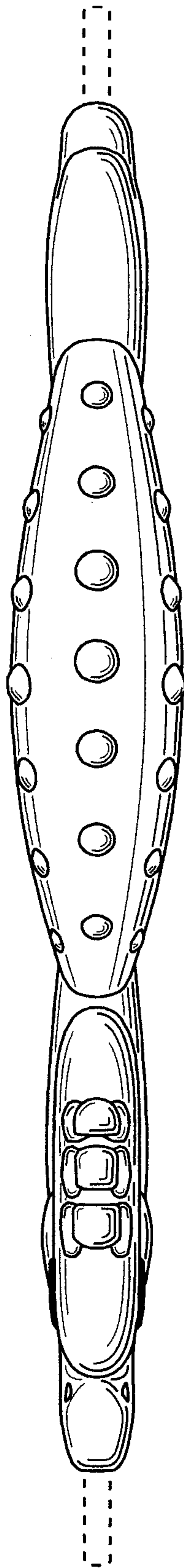


FIG. 5

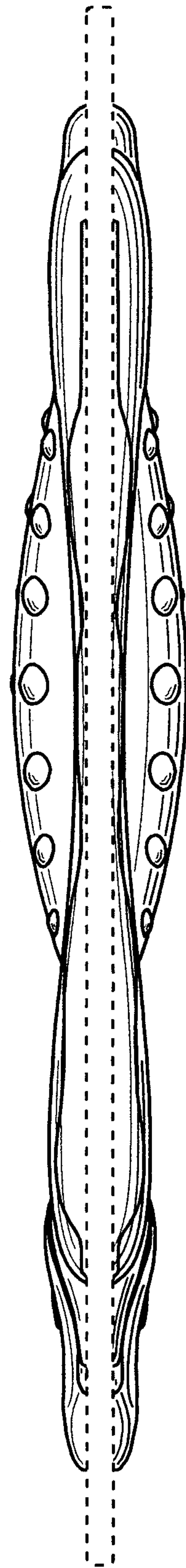


FIG. 6