



US00D554309S

(12) **United States Design Patent** (10) **Patent No.:** **US D554,309 S**
Wolk et al. (45) **Date of Patent:** **** Oct. 30, 2007**

(54) **CLEANING PAD**

(75) Inventors: **Diane R. Wolk**, Woodbury, MN (US);
Amy M. Kunz, New Richmond, WI (US);
Michael J. Kubes, Oakdale, MN (US);
Shivshankar Venkataramani, Eagan, MN (US);
Mark W. Nelson, Lino Lakes, MN (US);
Perry S. Dotterman, Maplewood, MN (US);
Byron E. Trotter, St. Paul, MN (US)

(73) Assignee: **3M Innovative Properties Company**,
St. Paul, MN (US)

(**) Term: **14 Years**

(21) Appl. No.: **29/222,360**

(22) Filed: **Jan. 28, 2005**

(51) **LOC (8) Cl.** **04-01**

(52) **U.S. Cl.** **D32/40**

(58) **Field of Classification Search** D6/608;
D28/63; D32/35, 40, 50; 15/208, 209.1,
15/227, 229.11, 210.1, 220.1, 228, 246, 244.1,
15/244.4, 244.3, DIG. 9
See application file for complete search history.

(56) **References Cited**

U.S. PATENT DOCUMENTS

1,100,367	A *	6/1914	Gambill	15/244.1
1,420,180	A *	6/1922	Casmire	15/229.4
1,520,148	A *	12/1924	Shickluna	15/229.8
1,946,321	A *	2/1934	Hunter	15/228
1,998,278	A *	4/1935	Halsey	15/149
2,247,883	A *	7/1941	Johnson	15/229.8
2,668,312	A *	2/1954	Solomon	15/229.6
2,691,185	A *	10/1954	Jones	15/227
2,759,210	A *	8/1956	Cordis	401/23
2,936,474	A *	5/1960	Custer	15/230.11

(Continued)

FOREIGN PATENT DOCUMENTS

WO DM/062371 * 10/2002

WO DM/062132 * 11/2002
WO DM/065886 * 7/2004
WO WO 2005/023080 3/2005

Primary Examiner—Cathron C. Brooks
Assistant Examiner—Barbara Fox
(74) *Attorney, Agent, or Firm*—Trisha D. Adamson

(57) **CLAIM**

The ornamental design for a cleaning pad, as shown and described.

DESCRIPTION

FIG. 1 is a perspective view of a cleaning pad showing our new design according to a first embodiment of the invention;

FIG. 2 is a top view thereof, the bottom view thereof being a mirror image of the top view shown;

FIG. 3 is a left side view thereof, the right side view thereof being a mirror image of the left side view shown;

FIG. 4 is a rear end view thereof;

FIG. 5 is a front end view thereof;

FIG. 6 is a perspective view of a cleaning pad showing our new design according to a second embodiment of the invention, the only difference being that the top surface has a blue color;

FIG. 7 is a top view thereof

FIG. 8 is a bottom view thereof;

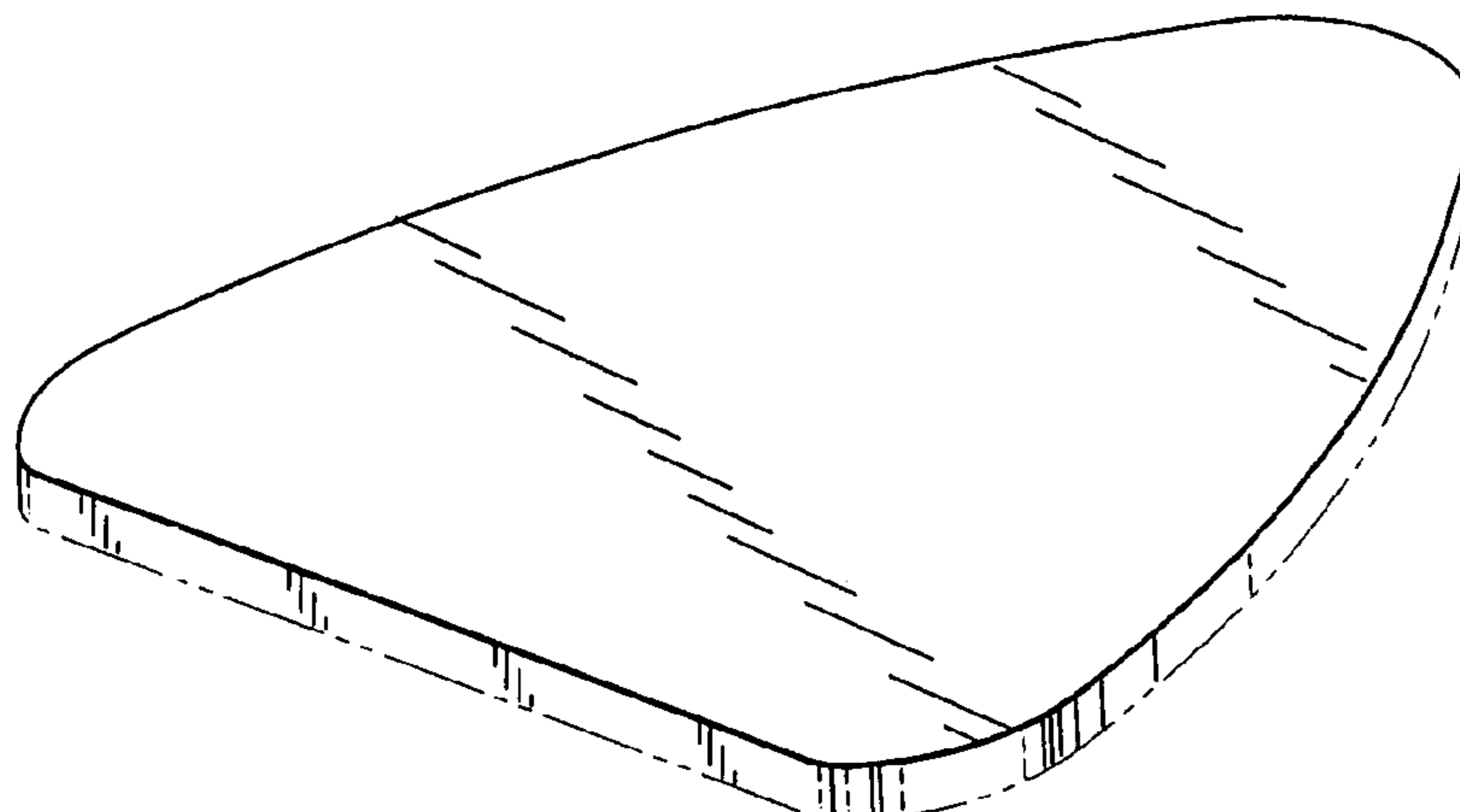
FIG. 9 is a left side view thereof, the right side view thereof being a mirror image of the left side view shown;

FIG. 10 is a rear view thereof; and,

FIG. 11 is a front view thereof.

The broken lines in the drawings are shown for illustrative purposes only and form no part of the claimed design. In addition, the surface shading illustrated in the drawings is provided merely to highlight the contour of design; it is not intended to be illustrative of texture or gloss.

1 Claim, 3 Drawing Sheets



US D554,309 S

Page 2

U.S. PATENT DOCUMENTS

D188,237 S *	6/1960	Littleton	D32/50	D468,878 S *	1/2003	Reede	D32/50
D213,217 S *	1/1969	Littleton	D32/50	6,769,153 B1 *	8/2004	Post et al.	15/220.1
3,528,120 A *	9/1970	Lindstrom	15/228	D496,511 S *	9/2004	Colburn et al.	D32/45
3,720,976 A *	3/1973	Bailey	15/244.2	2002/0007527 A1 *	1/2002	Hart	15/104.94
D245,473 S *	8/1977	Heninger	D32/50	2004/0103490 A1 *	6/2004	Long et al.	15/22.1
D280,248 S *	8/1985	Hanson, Jr.	D32/50	2004/0200023 A1 *	10/2004	Post et al.	15/220.1
D300,905 S *	5/1989	Perkins	D9/415	2004/0237240 A1 *	12/2004	Post et al.	15/220.1
5,477,582 A *	12/1995	Yamashita	15/231	2004/0244132 A1 *	12/2004	Ouellette et al.	15/227
D374,750 S *	10/1996	Vanderhoef et al.	D32/50	2005/0034260 A1 *	2/2005	Post	15/220.1
5,862,565 A *	1/1999	Lundstedt	15/220.1	2005/0060827 A1 *	3/2005	James et al.	15/144.2
D414,005 S *	9/1999	Lehnertz	D32/45	2005/0283933 A1 *	12/2005	Mitchell et al.	15/144.1
D460,232 S *	7/2002	Weihrauch	D32/50	2006/0168748 A1 *	8/2006	Dotterman et al.	15/115
6,485,822 B1 *	11/2002	Osiecki et al.	428/316.6				

* cited by examiner

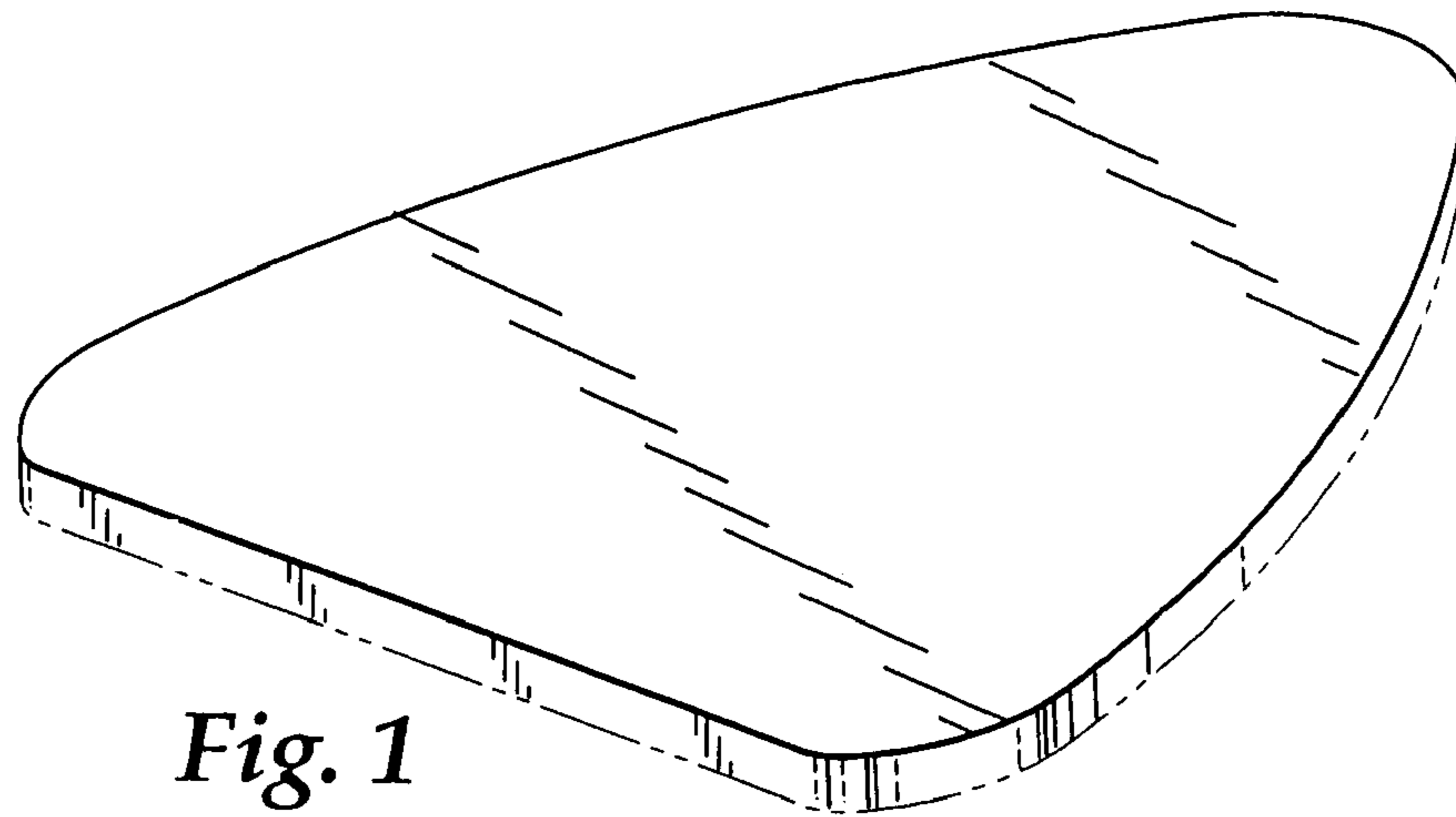


Fig. 1

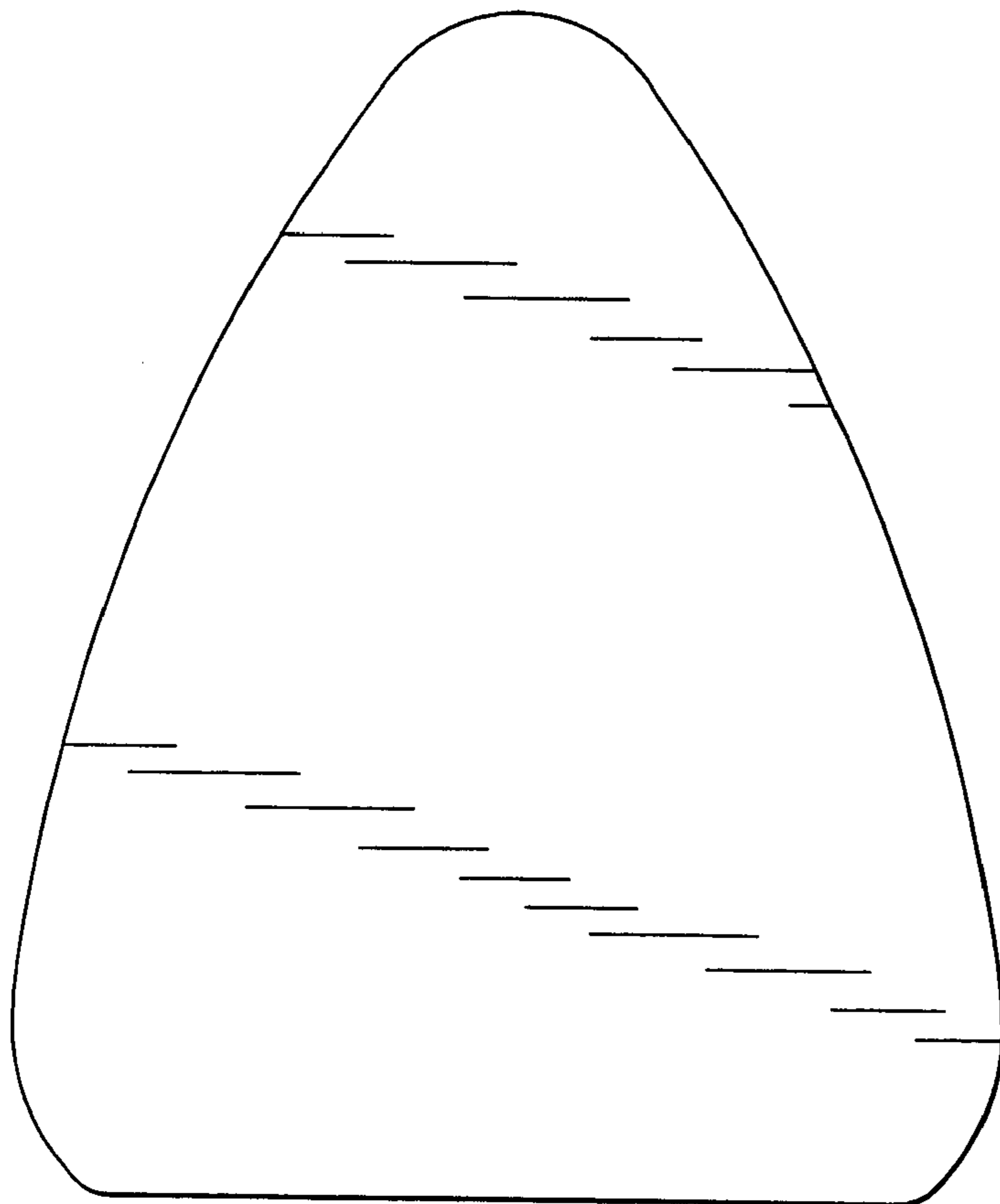


Fig. 2



Fig. 3




Fig. 4



Fig. 5

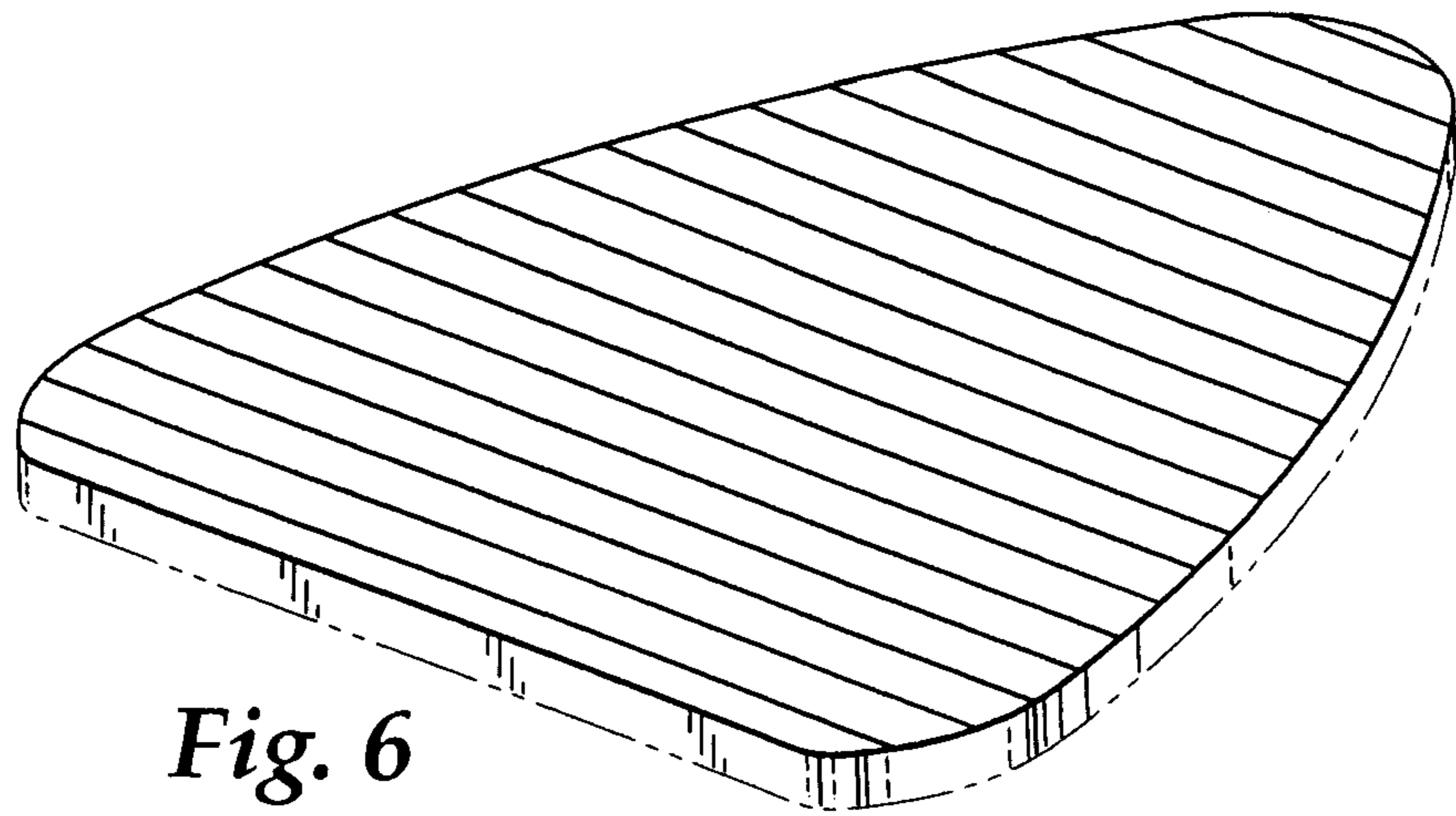


Fig. 6

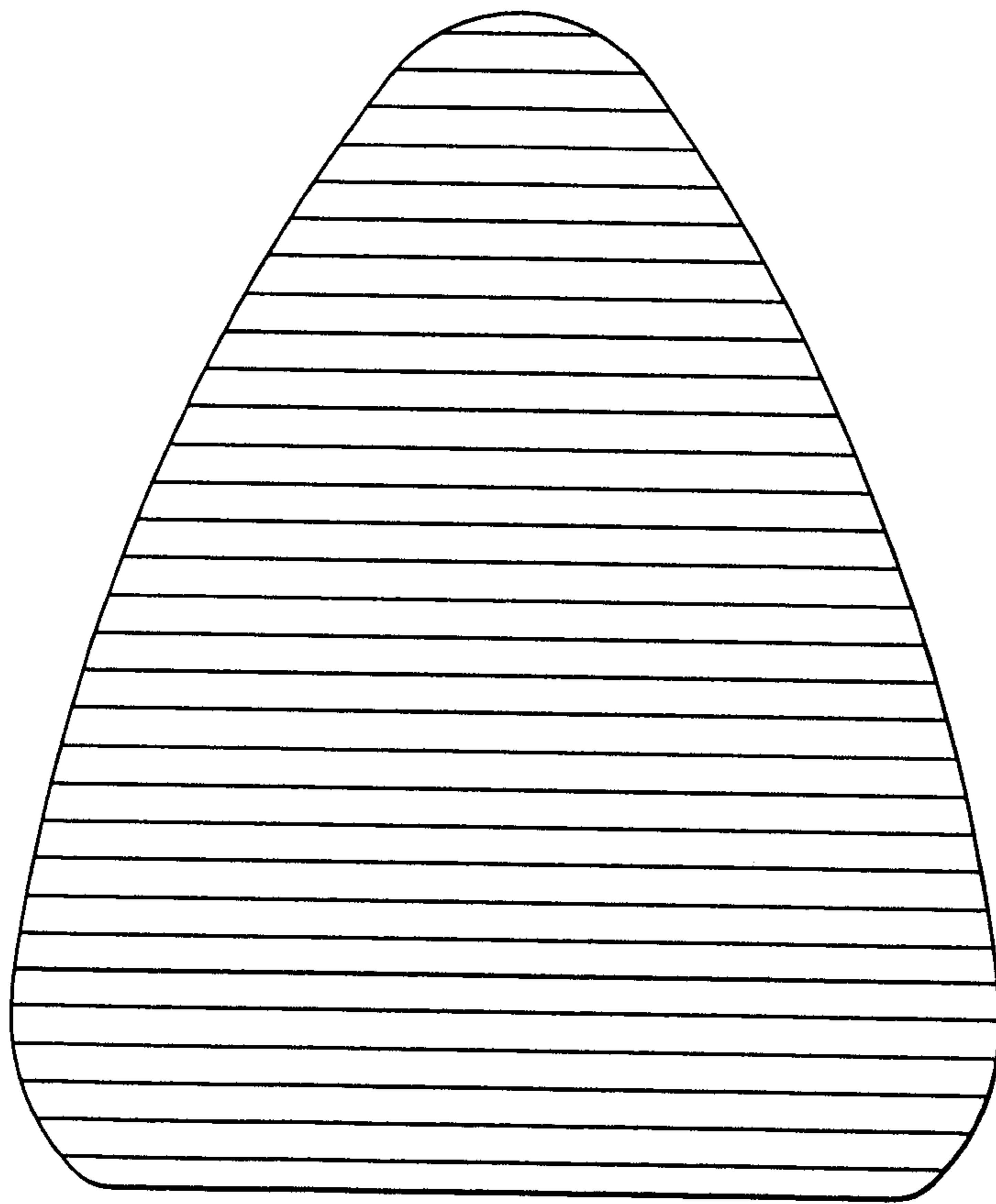


Fig. 7



Fig. 9

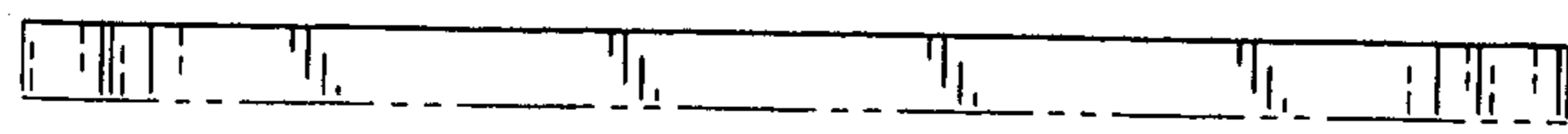


Fig. 10



Fig. 11

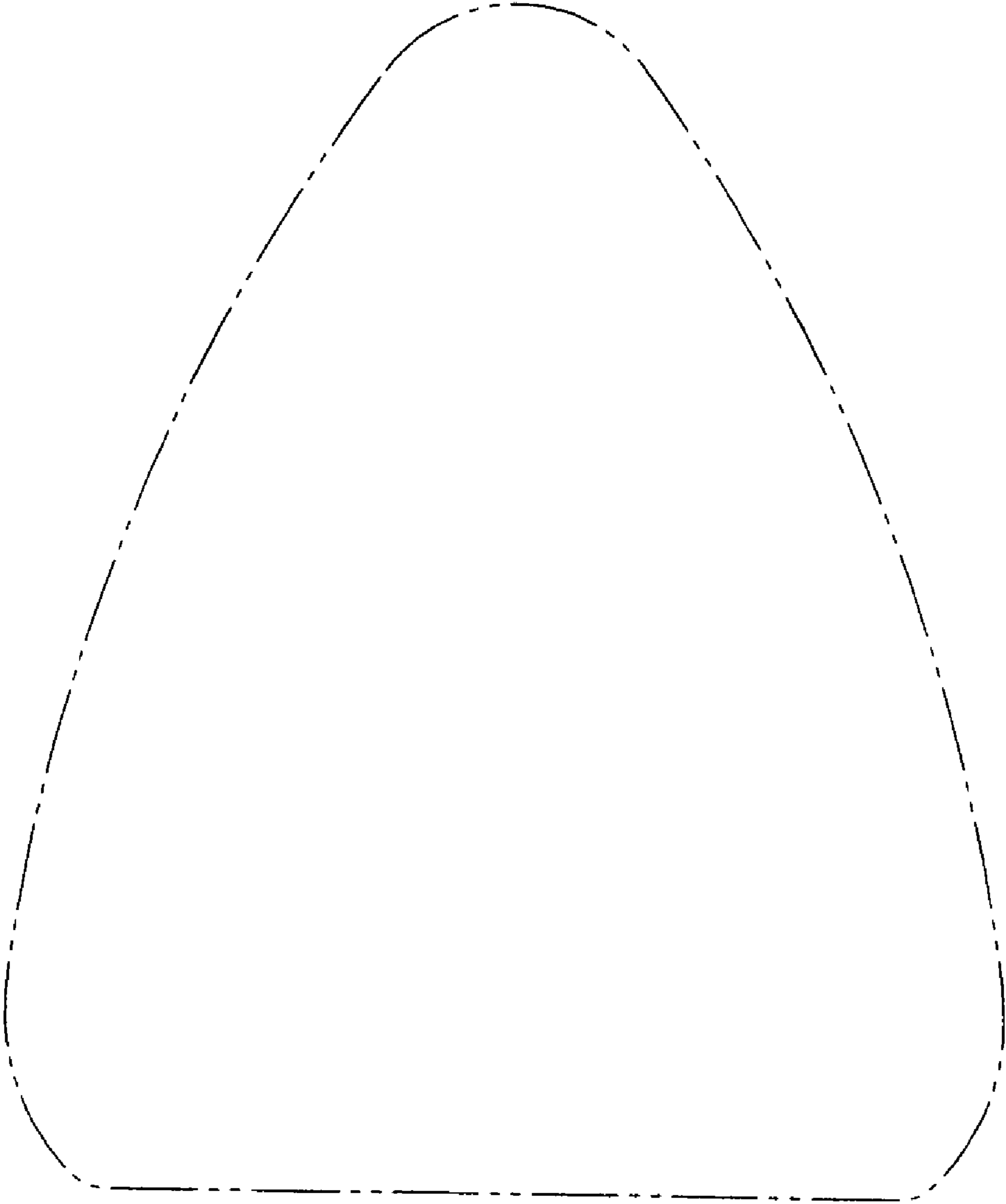


Fig. 8