

US00D554297S

(12) **United States Design Patent**
Westlin

(10) **Patent No.:** **US D554,297 S**

(45) **Date of Patent:** **** Oct. 30, 2007**

(54) **TOE GUARD**

(76) Inventor: **Robin Dee Westlin**, 3018 S. 37th St.,
Kansas City, KS (US) 66106

(**) Term: **14 Years**

(21) Appl. No.: **29/262,927**

(22) Filed: **Jul. 13, 2006**

(51) **LOC (8) Cl.** **02-04**

(52) **U.S. Cl.** **D29/121.2**

(58) **Field of Classification Search** D29/100,
D29/120.1, 121.2, 122; D24/190, 192; 2/22-24,
2/62, 227, 238, 267, 455, 911; 602/30, 60-62;
128/882; 36/72 R, 94-96

See application file for complete search history.

(56) **References Cited**

U.S. PATENT DOCUMENTS

2,354,770	A *	8/1944	Patterson	602/30
2,808,662	A *	10/1957	Webb	36/11.5
3,219,032	A *	11/1965	Levitt	602/30
3,229,690	A *	1/1966	Scholl	128/894
3,234,936	A *	2/1966	Levitt	602/30
3,482,566	A *	12/1969	Watkins	128/882
3,556,091	A *	1/1971	Haig	602/30
3,712,271	A *	1/1973	Greathouse	119/770
4,065,940	A *	1/1978	Gordon	63/15.9
4,495,715	A *	1/1985	Fredrickson et al.	36/113
D343,479	S *	1/1994	Brown	D29/120.1
5,623,734	A *	4/1997	Pugliatti	2/239
5,774,898	A *	7/1998	Malpee	2/239

7,169,121	B2 *	1/2007	Berrethail	602/22
2004/0019308	A1 *	1/2004	Chow	602/61
2004/0225246	A1 *	11/2004	Doctor	602/30
2005/0085756	A1 *	4/2005	Ferri	602/30

* cited by examiner

Primary Examiner—T. Chase Nelson

Assistant Examiner—Karen Acker

(74) *Attorney, Agent, or Firm*—Intellectual Property Center,
LLC; Arthur K. Shaffer

(57) **CLAIM**

The ornamental design for a toe guard, as shown and described.

DESCRIPTION

FIG. 1 is a perspective view of a toe guard in accordance with the present invention

FIG. 2 is a perspective view of one of the two parts of the toe guard of FIG. 1, which have been separated for ease of illustration;

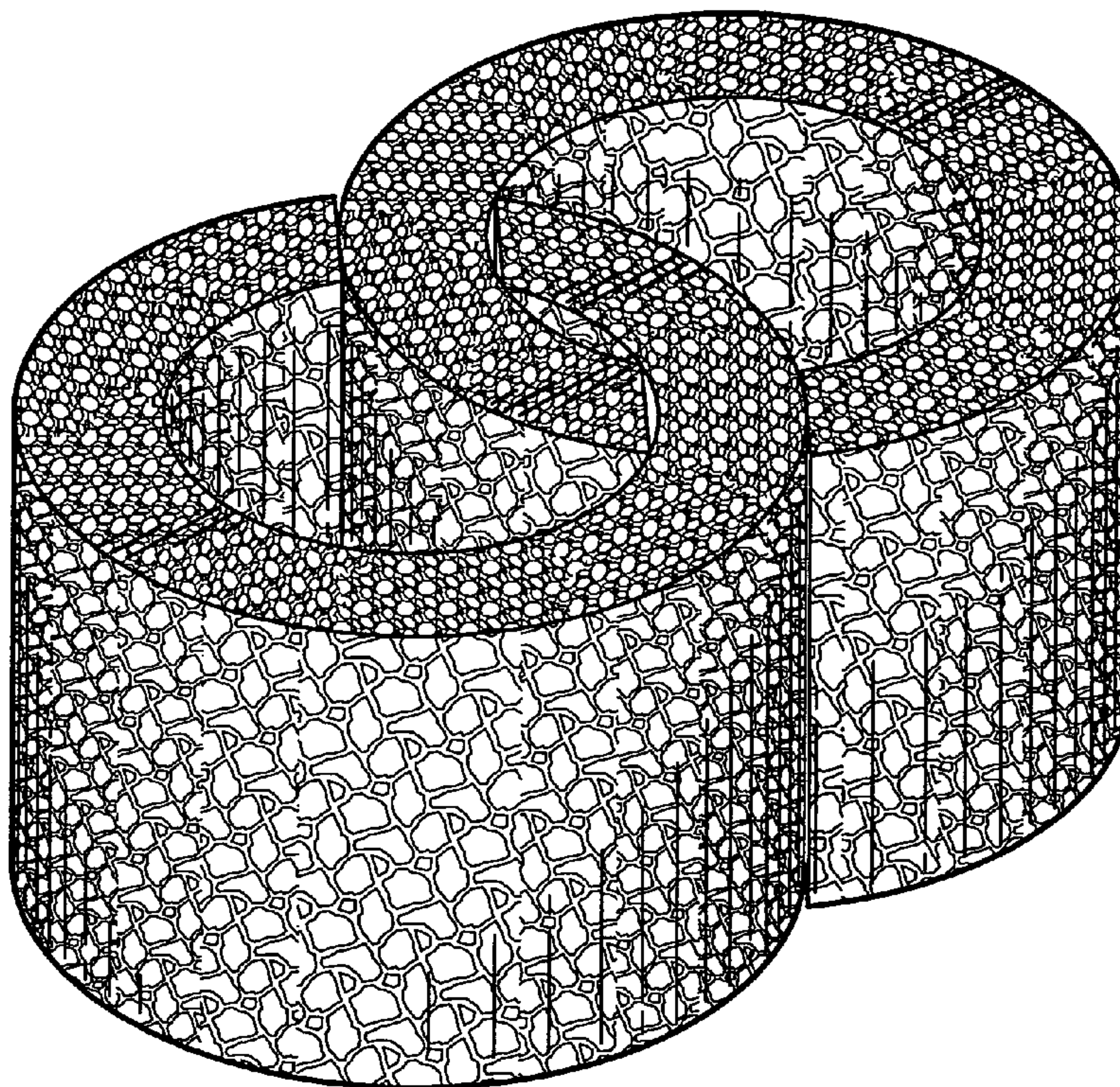
FIG. 3 is a plan view of one of the two parts of the toe guard of FIG. 1;

FIG. 4 is a side elevation view of one of the two parts of the toe guard of FIG. 1; and,

FIG. 5 is an opposite side elevation view of the toe guard of FIG. 1.

The broken lines in FIGS. 1-5 are for illustrative purposes only and form no part of the claimed design.

1 Claim, 3 Drawing Sheets



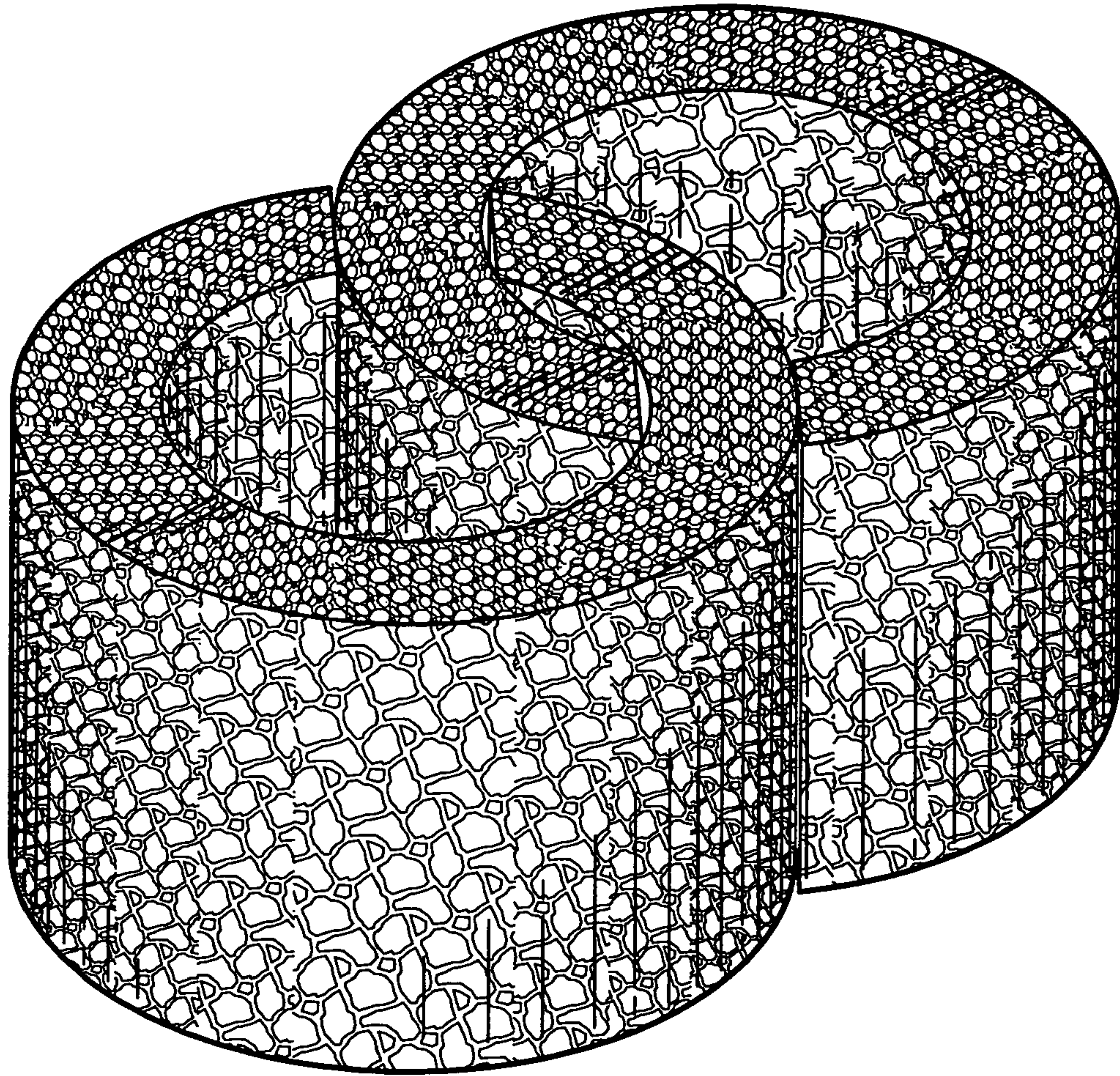


Fig. 1

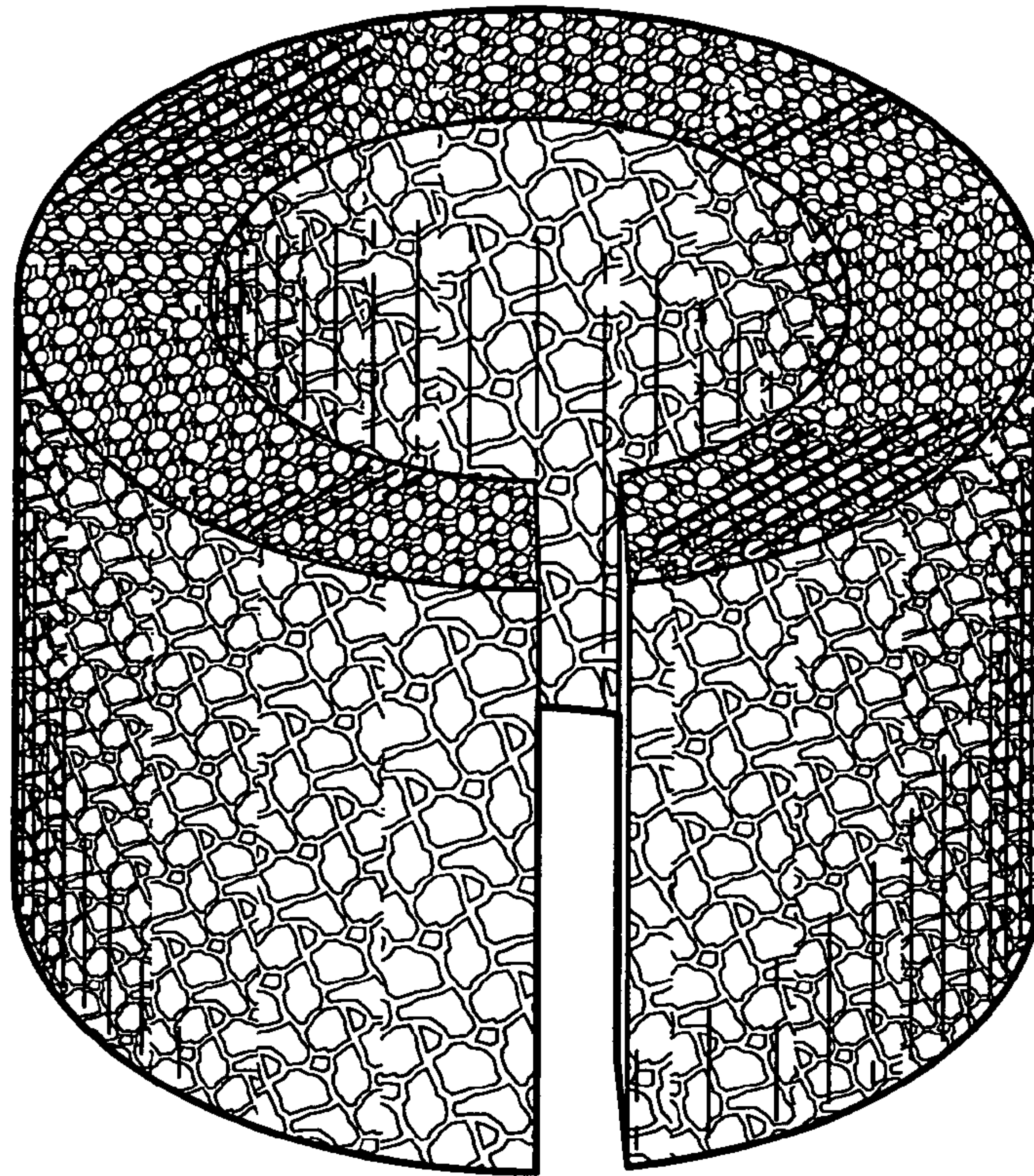


Fig. 2

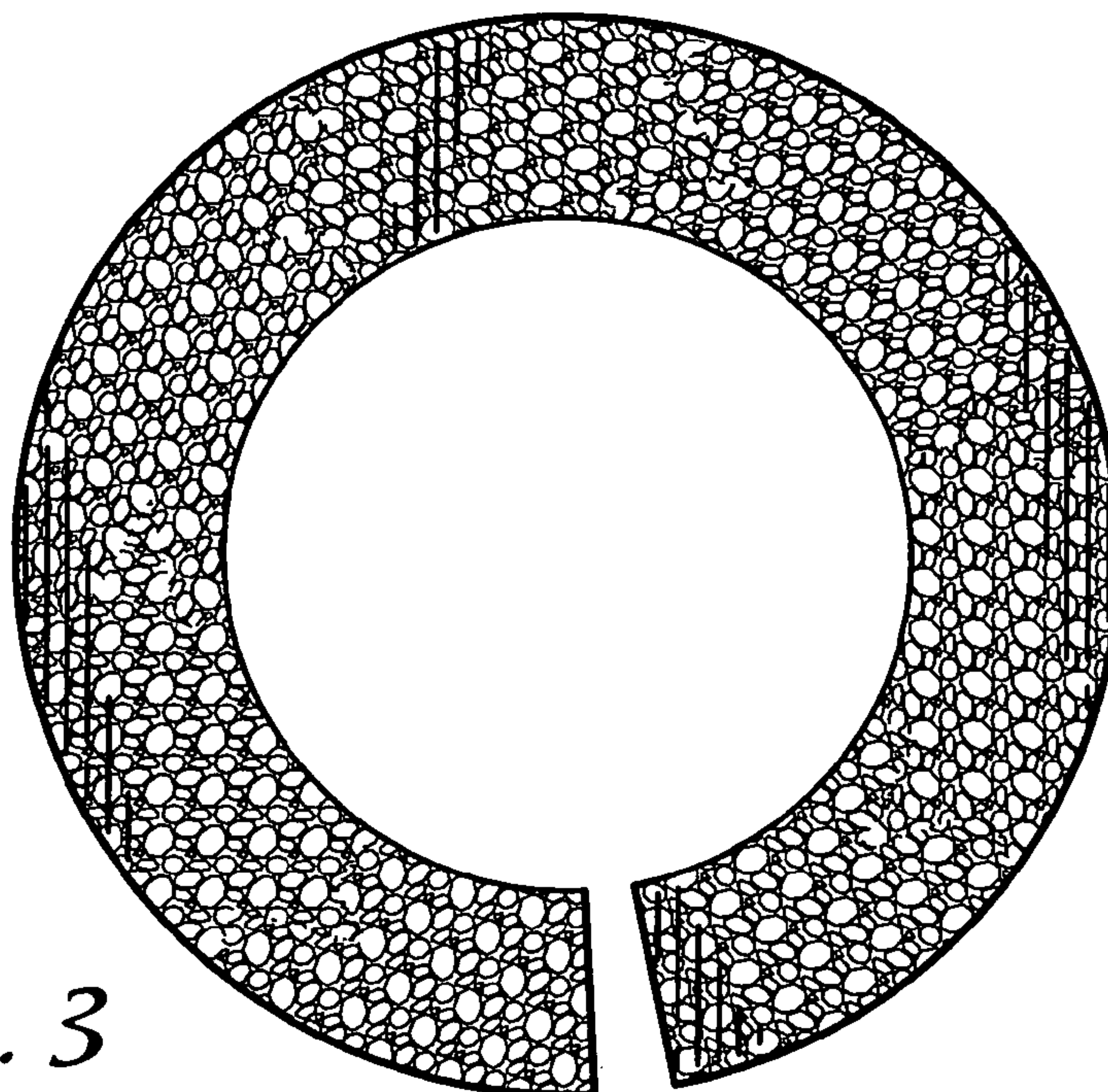


Fig. 3

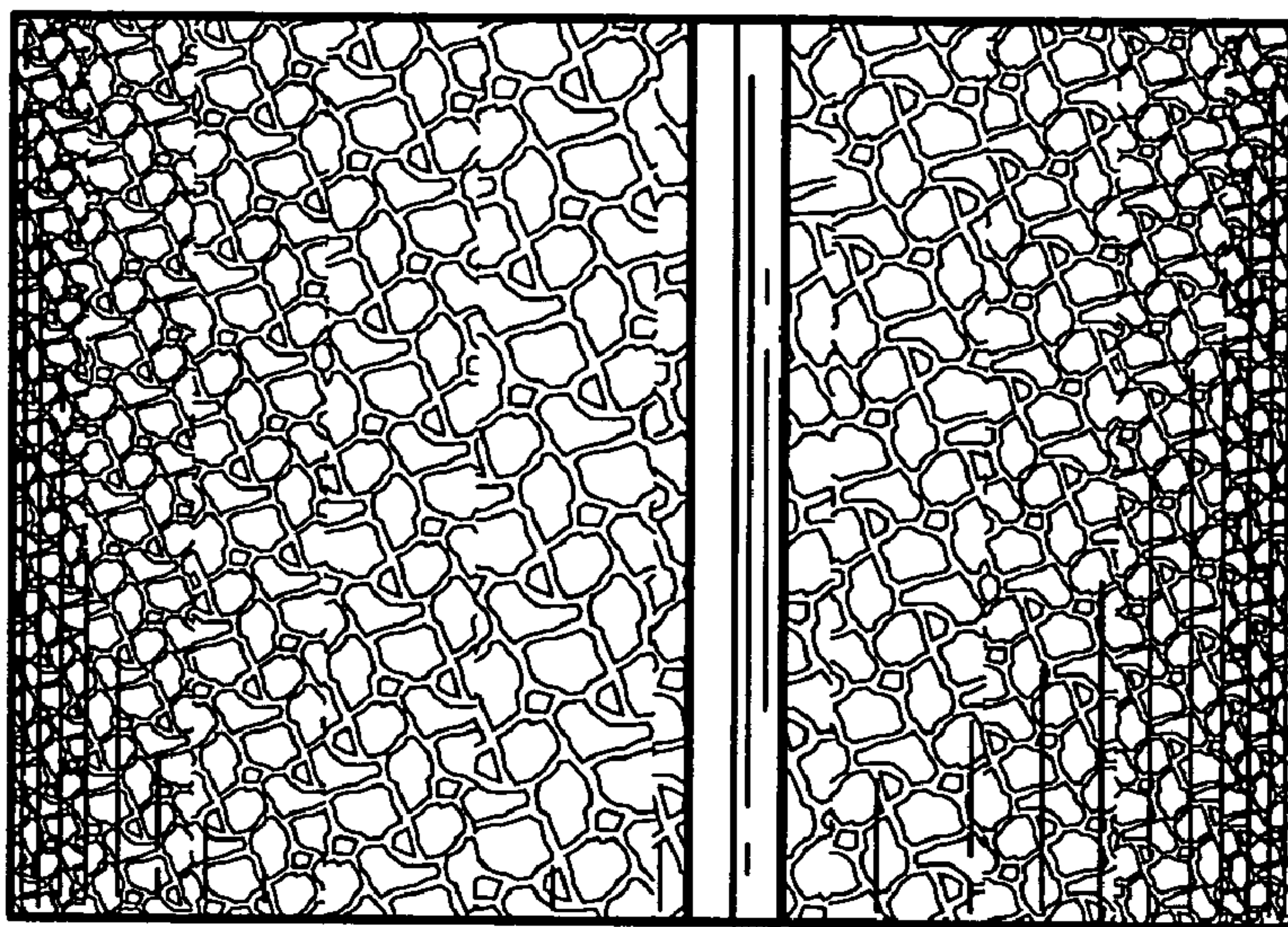


Fig. 4

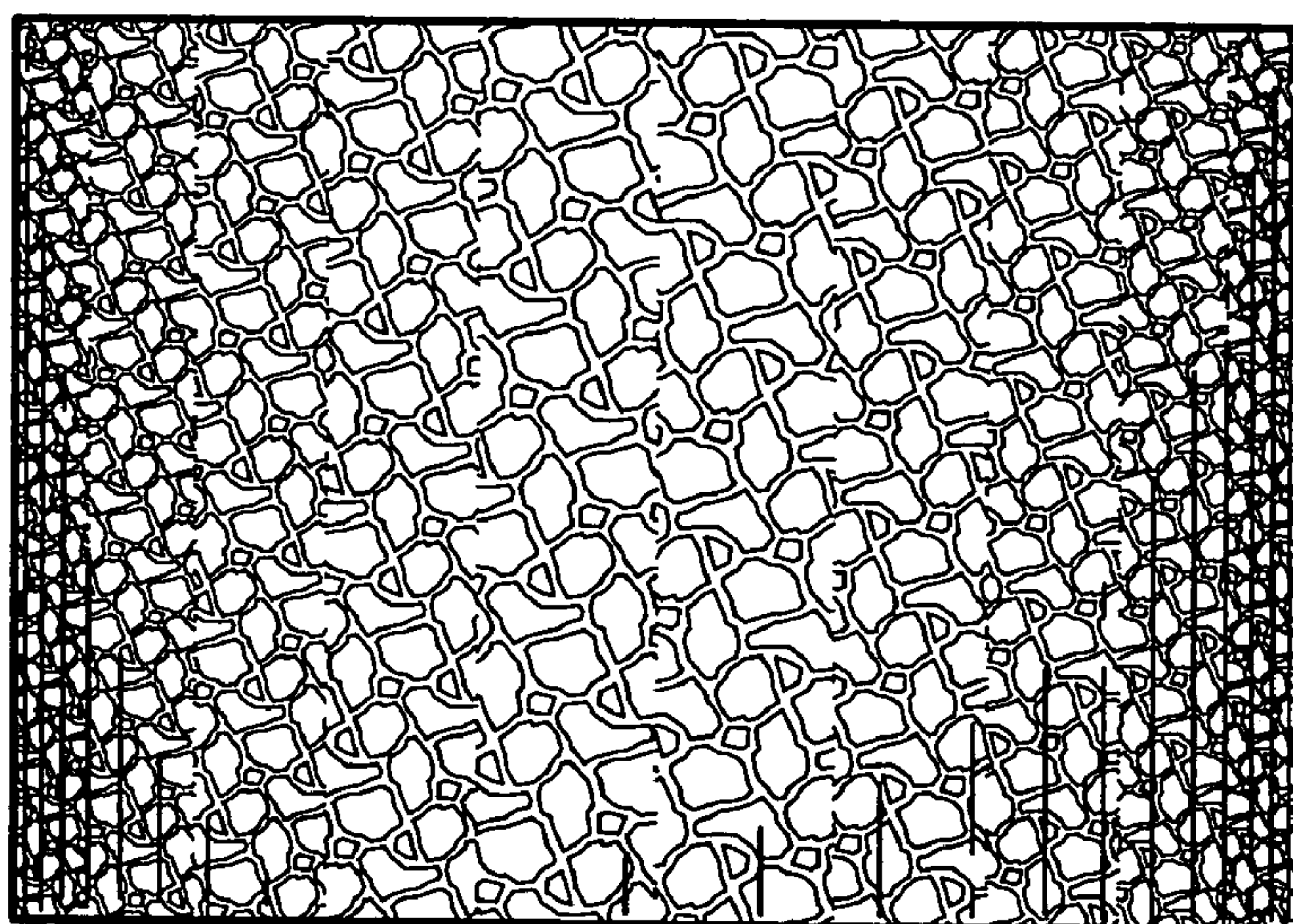


Fig. 5