



US00D554285S

(12) **United States Design Patent**
Schuyler

(10) **Patent No.:** **US D554,285 S**

(45) **Date of Patent:** **** Oct. 30, 2007**

(54) **TRIM FOR LIGHT FIXTURE**

(75) Inventor: **Andrew Schuyler**, Colchester, VT (US)

(73) Assignee: **Schonbek Worldwide Lighting, Inc.**,
Plattsburgh, NY (US)

(**) Term: **14 Years**

(21) Appl. No.: **29/221,153**

(22) Filed: **Jan. 12, 2005**

(51) **LOC (8) Cl.** **26-99**

(52) **U.S. Cl.** **D26/154**

(58) **Field of Classification Search** D26/142,
D26/113, 86, 24, 25, 122, 123, 124, 154,
D26/138, 147, 152, 81, 83; 248/303; 63/32;
D11/90; 362/571, 565, 232, 257, 317, 337,
362/404, 405, 457, 806

See application file for complete search history.

(56) **References Cited**

U.S. PATENT DOCUMENTS

- D55,512 S * 6/1920 Heller D11/90
- 1,560,414 A * 11/1925 De Hann 63/32
- D241,767 S * 10/1976 Schonbek D26/154
- 5,109,325 A * 4/1992 Bayer et al. 362/433
- 5,116,009 A * 5/1992 Bayer 248/303
- D400,283 S * 10/1998 Lawrence D26/86
- D499,837 S * 12/2004 Schonbek D26/154

OTHER PUBLICATIONS

- Faustig Catalog No. 492, p. 44, 1992.
- Faustig Catalog No. 492, p. 45, 1992.
- Faustig Catalog No. 179, p. 30.
- Gaustig Catalog No. 179, p. 108.
- Schonbek Portfolio 108, p. 52, 1980.
- Schonbek Portfolio 108, p. 67, 1980.
- Swarovski Components (c) 2001, Crystal in a New Light (Classic Section), Art 8116, New Strass Octagon, p. 17.
- Florida Design, vol. 11, No. 3, p. 296.
- Swarovski (c) 2002, Crystal Perspectives, Atlas Moon, p. 16.
- Swarovski (c) 2002, Crystal Perspectives, Various Downlights & Spots, p. 17.

Swarovski (c) 2002, Crystal Perspectives, Crystal Downlights, p. 46.

* cited by examiner

Primary Examiner—Freda S. Nunn

Assistant Examiner—Kevin K. Rudzinski

(74) *Attorney, Agent, or Firm*—Heslin Rothenberg Farley & Mesiti P.C.

(57) **CLAIM**

The ornamental design for a trim for light fixture, as shown and described.

DESCRIPTION

This application is related to commonly assigned application No. 10/757,628 filed Jan. 14, 2004, now U.S. Appl. No. 7,101,065, and to commonly assigned, concurrently filed application No. 29/221,187, now U.S. Appl. No. D523,988, application No. 29/221,185, now U.S. Appl. No. D522,168, application No. 29/221,186, now U.S. Appl. No. D524,476, application No. 29/221,154, now U.S. Appl. No. D523,578, and application No. 29/221,155, the full disclosures of which are incorporated herein by reference.

All of the material from the related applications listed above, which is essential to the claimed design, is included herein. Any material in said applications, which are not present herein, form no part of the claimed design.

FIG. 1 is an isometric view of the trim for light fixture of the present invention;

FIG. 2 is a front elevation view thereof;

FIG. 3 is a right side elevation view, the left side elevation view being a mirror image thereof;

FIG. 4 is a rear elevation view;

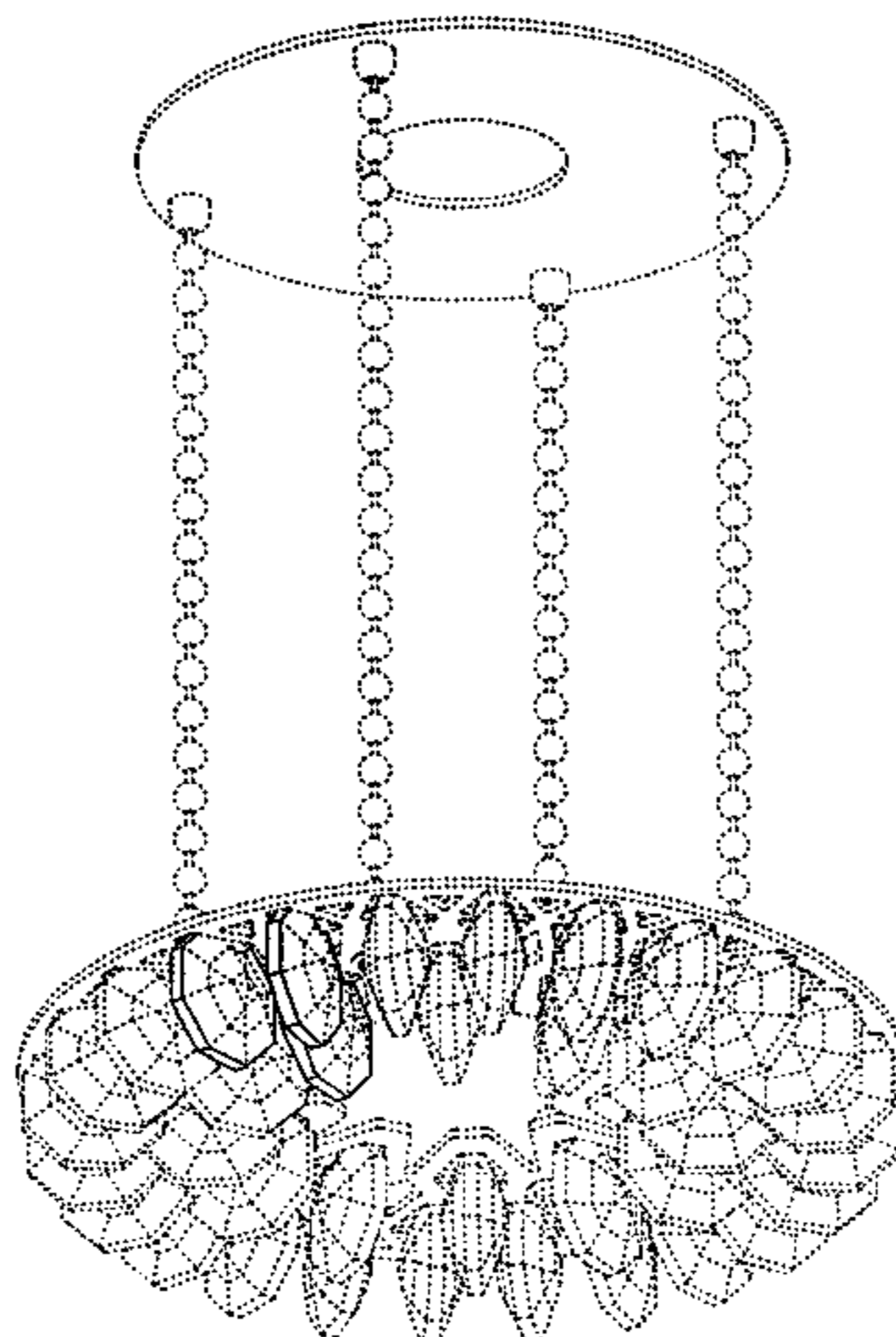
FIG. 5 is an enlarged top plan view thereof;

FIG. 6 is a bottom plan view thereof; and,

FIG. 7 is a bottom plan view of the trim for light fixture of the present invention in a second environmental structure.

The broken line showing is for illustrative purposes only and forms no part of the claimed invention.

1 Claim, 7 Drawing Sheets



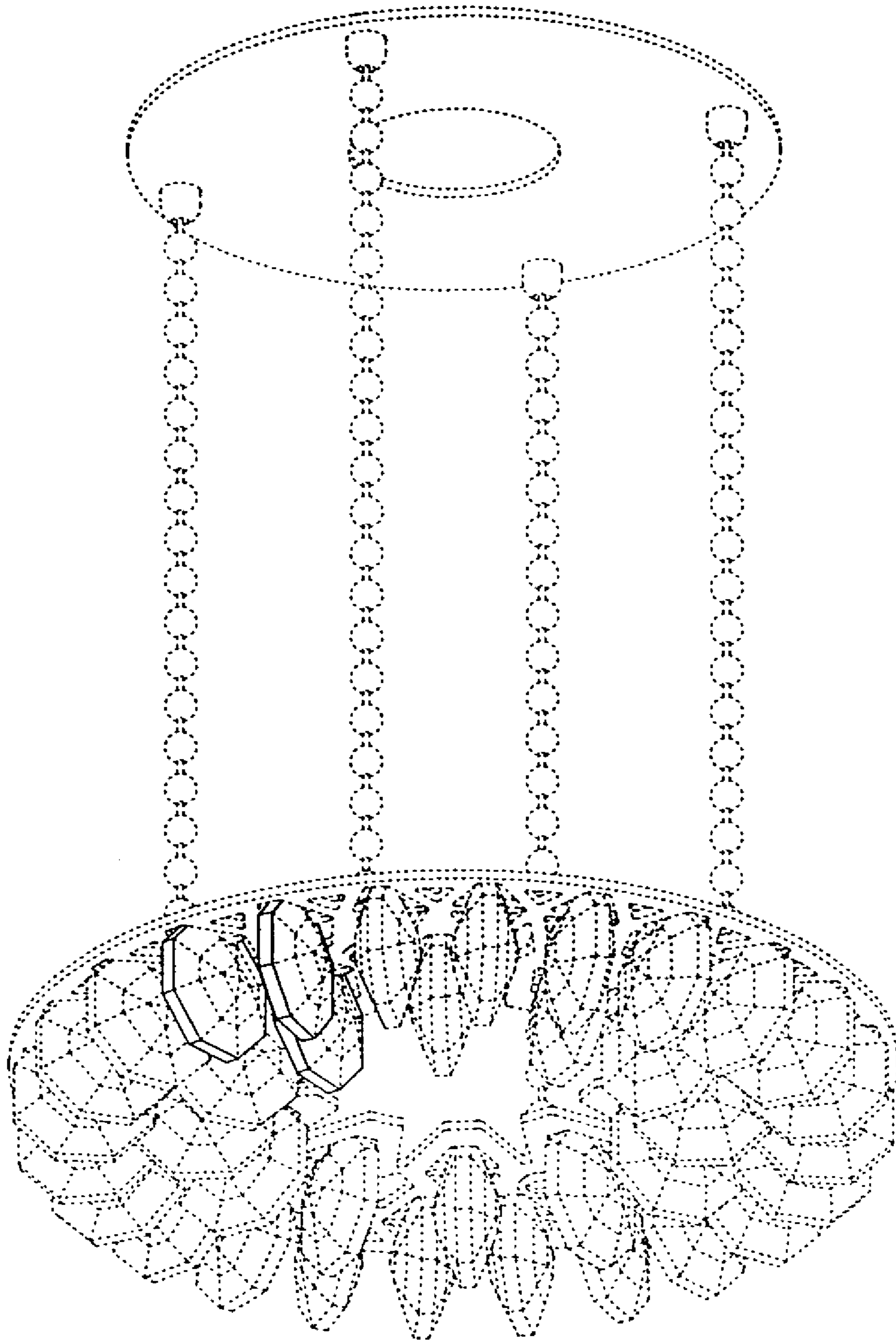


FIG. 1

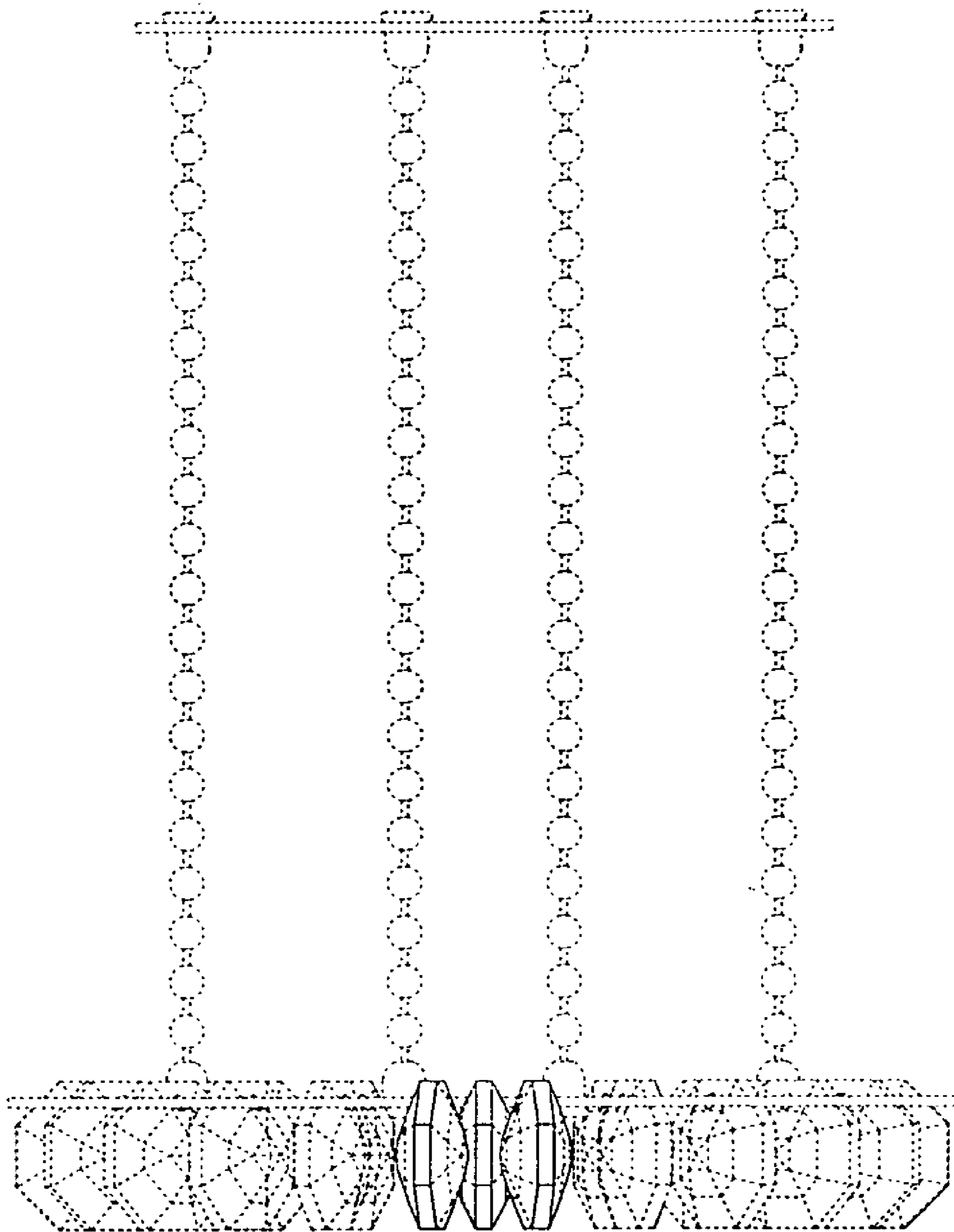


FIG. 2




FIG. 3

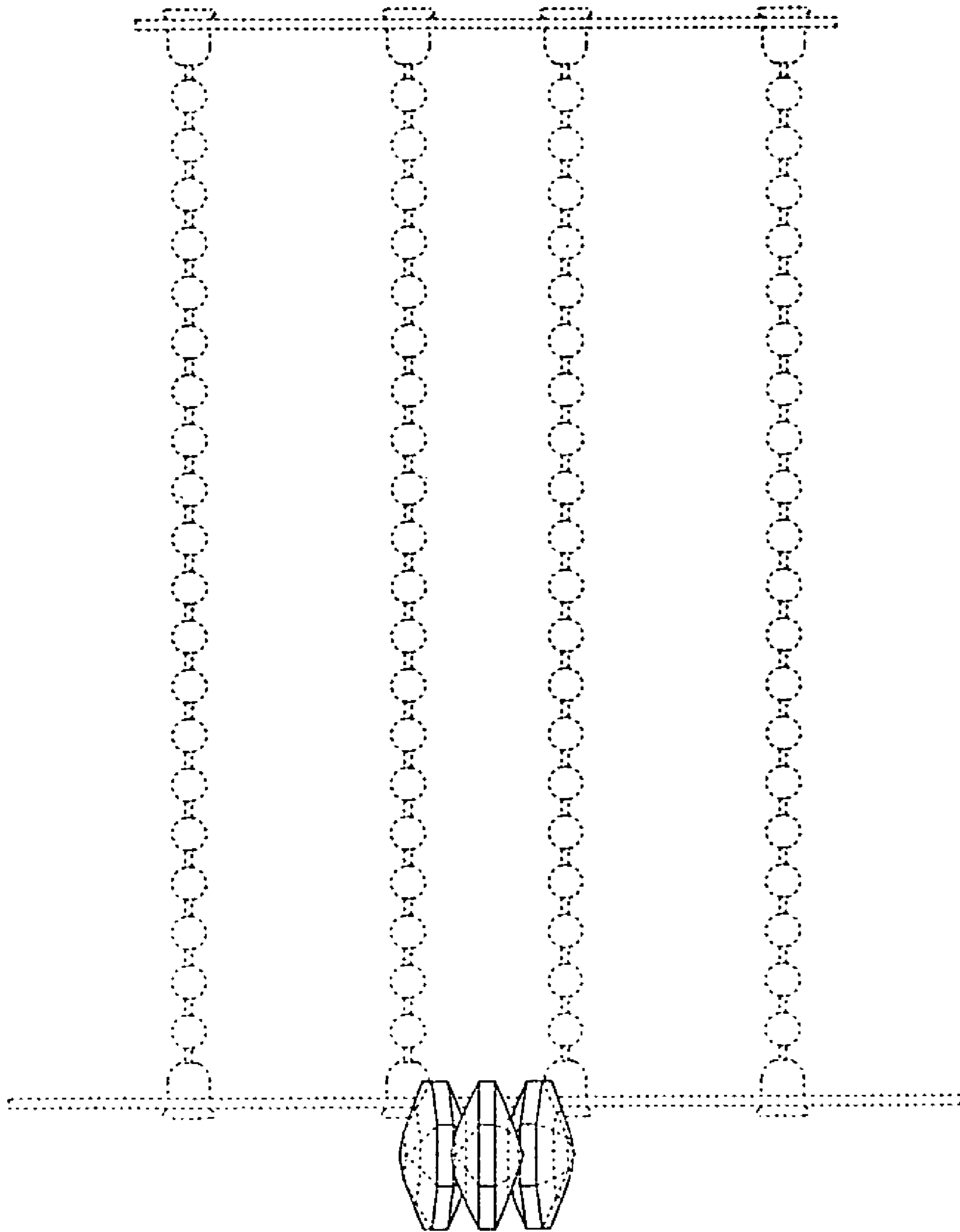


FIG. 4




FIG. 5




FIG. 6




FIG. 7

UNITED STATES PATENT AND TRADEMARK OFFICE
CERTIFICATE OF CORRECTION

PATENT NO. : Des. 554,285 S
APPLICATION NO. : 29/221153
DATED : October 30, 2007
INVENTOR(S) : Andrew Schuyler

Page 1 of 1

It is certified that error appears in the above-identified patent and that said Letters Patent is hereby corrected as shown below:

Under the description:

Please delete the following:

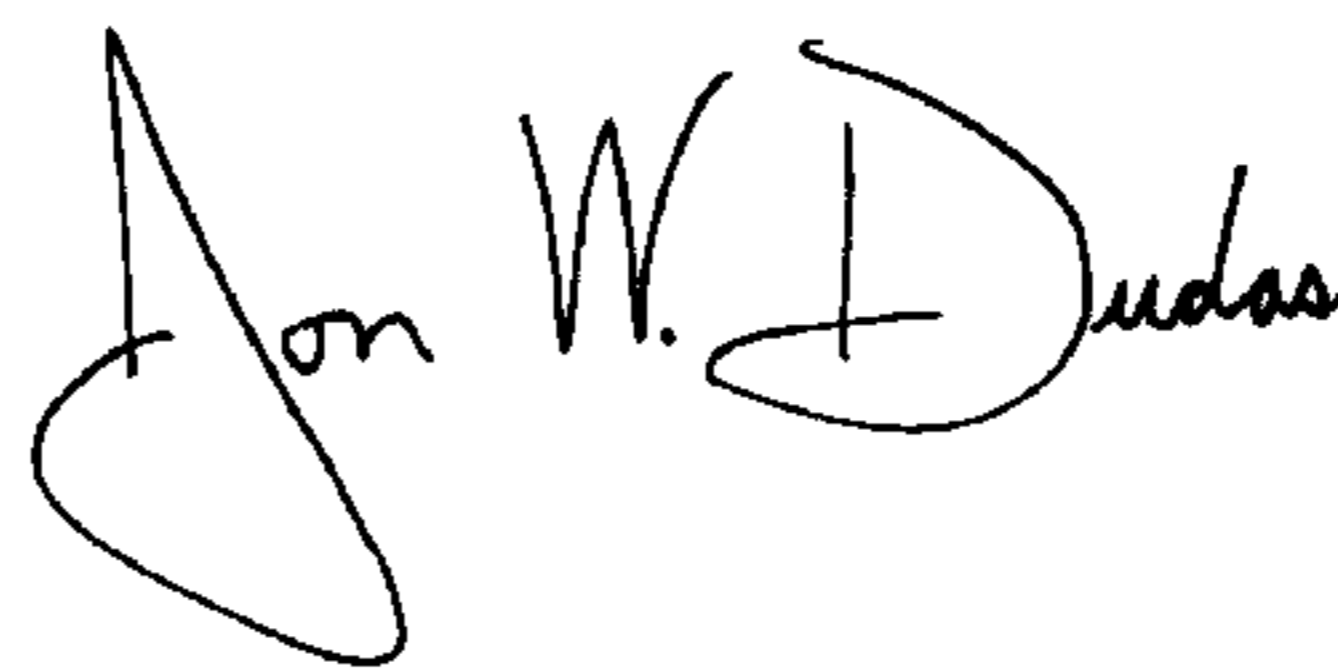
“This application is related to commonly assigned application No. 10/757,628 filed Jan. 14, 2004, now US Appl. No. 7,101,065, and to commonly assigned, concurrently filed application No. 29/221,187, now US Appl. No. D523,988, application No. 29/221,185, now US Appl. No. D522,168, application No. 29/221,186, now US Appl. No. D524,476, application No. 29/221,154, now US Appl. No. D523,578, and application No. 29/221,155, the full disclosures of which are incorporated herein by reference.”

And insert:

-- This application is related to commonly assigned application No. 10/757,628 filed Jan. 14, 2004, now US Patent No. 7,101,065, and to commonly assigned, concurrently filed application No. 29/221,187, now US Patent No. D523,988, application No. 29/221,185, now US Patent No. D522,168, application No. 29/221,186, now US Patent No. D524,476, application No. 29/221,154, now US Patent No. D523,578, and application No. 29/221,155, the full disclosures of which are incorporated herein by reference. --

Signed and Sealed this

Twenty-fifth Day of March, 2008



JON W. DUDAS

Director of the United States Patent and Trademark Office