



US00D554271S

(12) **United States Design Patent**  
**Calatrava Valls**

(10) **Patent No.:** **US D554,271 S**

(45) **Date of Patent:** **\*\* Oct. 30, 2007**

(54) **BUILDING**

D360,799 S \* 8/1995 Rocco et al. .... D6/629

(76) Inventor: **Santiago Calatrava Valls**, Parkring 11,  
CH-8002, Zurich (CH)

\* cited by examiner

*Primary Examiner*—Louis S. Zarfaz  
*Assistant Examiner*—Kathleen Sims  
(74) *Attorney, Agent, or Firm*—Brian Roffe

(\*\*) Term: **14 Years**

(21) Appl. No.: **29/269,583**

(22) Filed: **Dec. 4, 2006**

(51) **LOC (8) Cl.** ..... **25-03**

(52) **U.S. Cl.** ..... **D25/6**

(58) **Field of Classification Search** ..... D6/396;  
D25/4, 1, 5, 6, 16, 33, 22, 24, 26  
See application file for complete search history.

(57) **CLAIM**

The ornamental design for a building, as shown and described.

**DESCRIPTION**


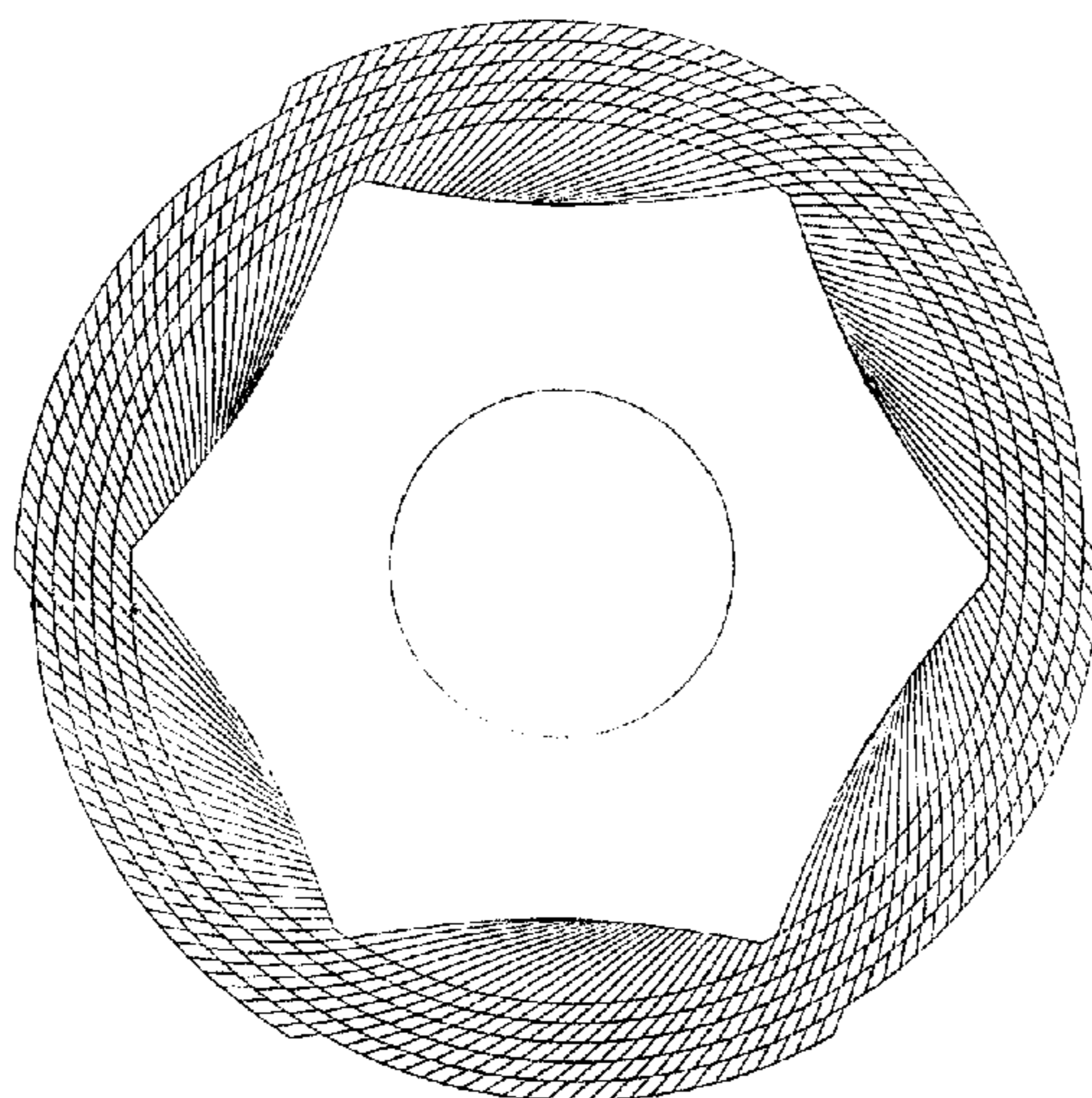
FIG. 1 is a front view of a building showing my new design;  
FIG. 2 is a left side view thereof;  
FIG. 3 is a rear view thereof;  
FIG. 4 is a right side view thereof;  
FIG. 5 is a top view thereof;  
FIG. 6 is an enlarged top view thereof;  
FIG. 7 is a front perspective view thereof; and,  
FIG. 8 is an enlarged perspective view of a part thereof.

(56) **References Cited**

U.S. PATENT DOCUMENTS

D185,525 S *	6/1959	Adiletta .....	D25/5
D189,547 S *	1/1961	Wallace .....	D26/103
D197,765 S *	3/1964	Lott .....	D25/6
D206,869 S *	2/1967	Hoke .....	D25/5
3,440,781 A *	4/1969	Lott .....	52/175
D304,081 S *	10/1989	Vero .....	D25/5
D351,513 S *	10/1994	Krepplein .....	D6/407

**1 Claim, 8 Drawing Sheets**






FIG. 1




FIG. 2




FIG. 3


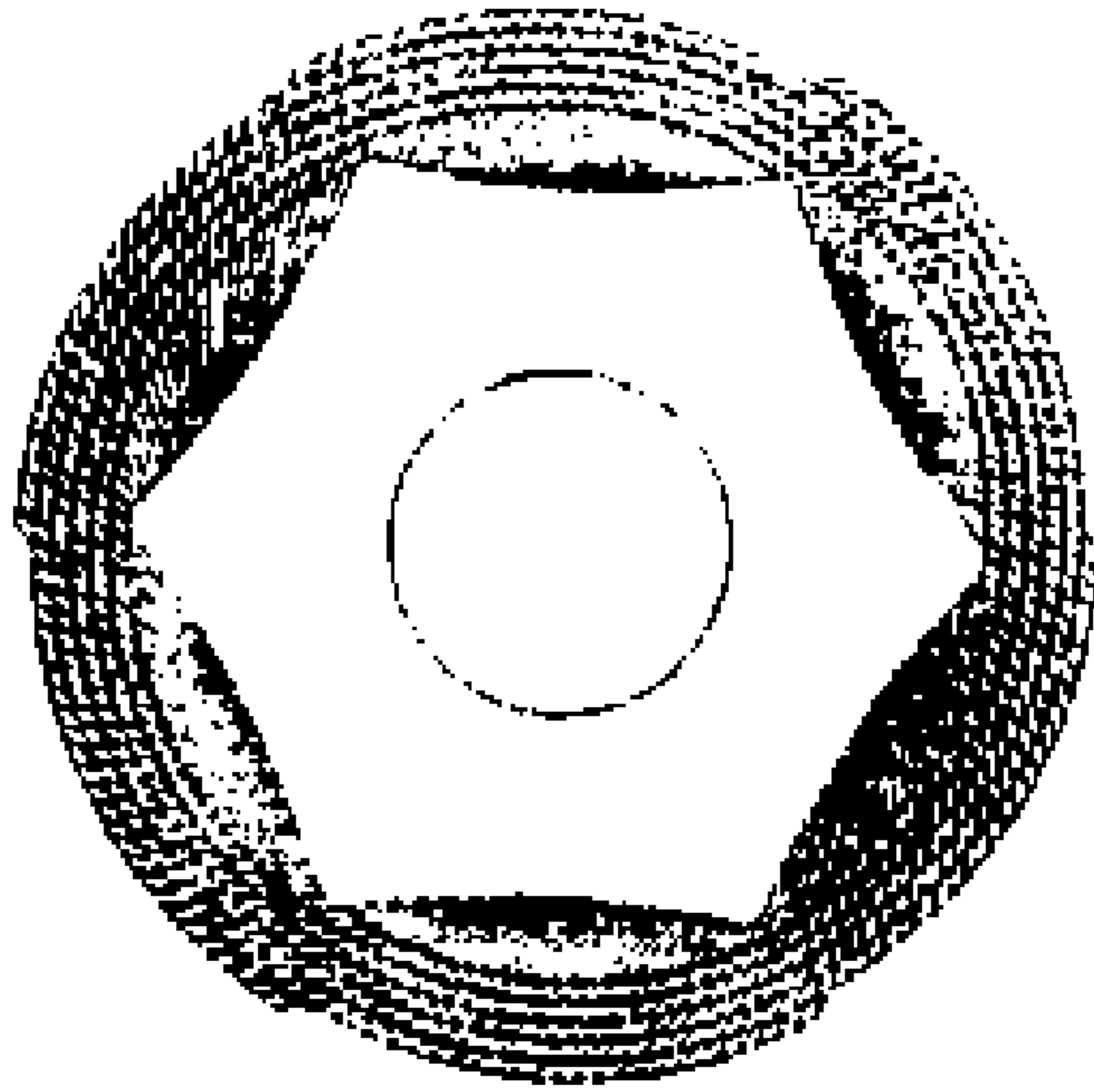
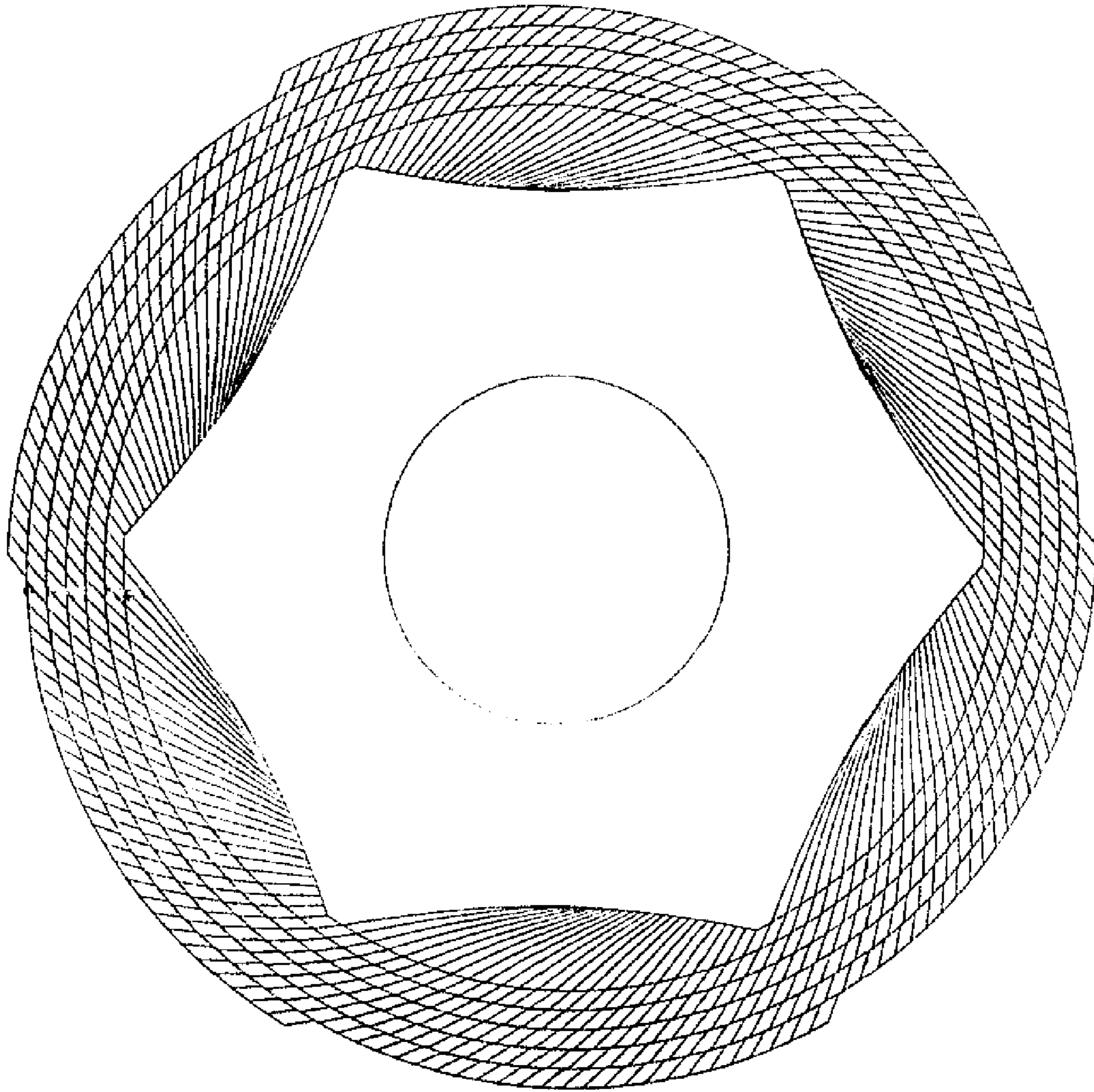


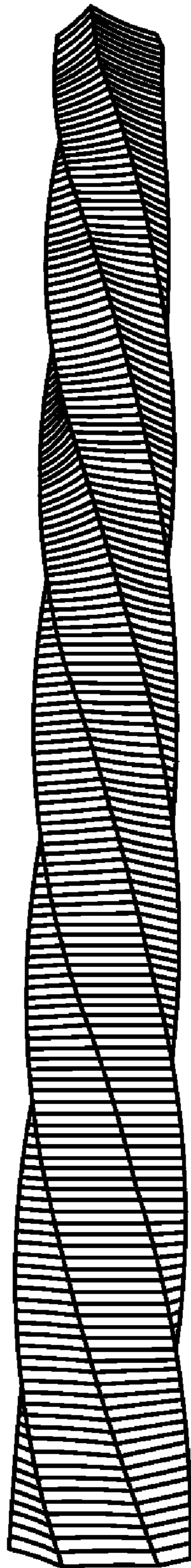
FIG. 4



**FIG. 5**

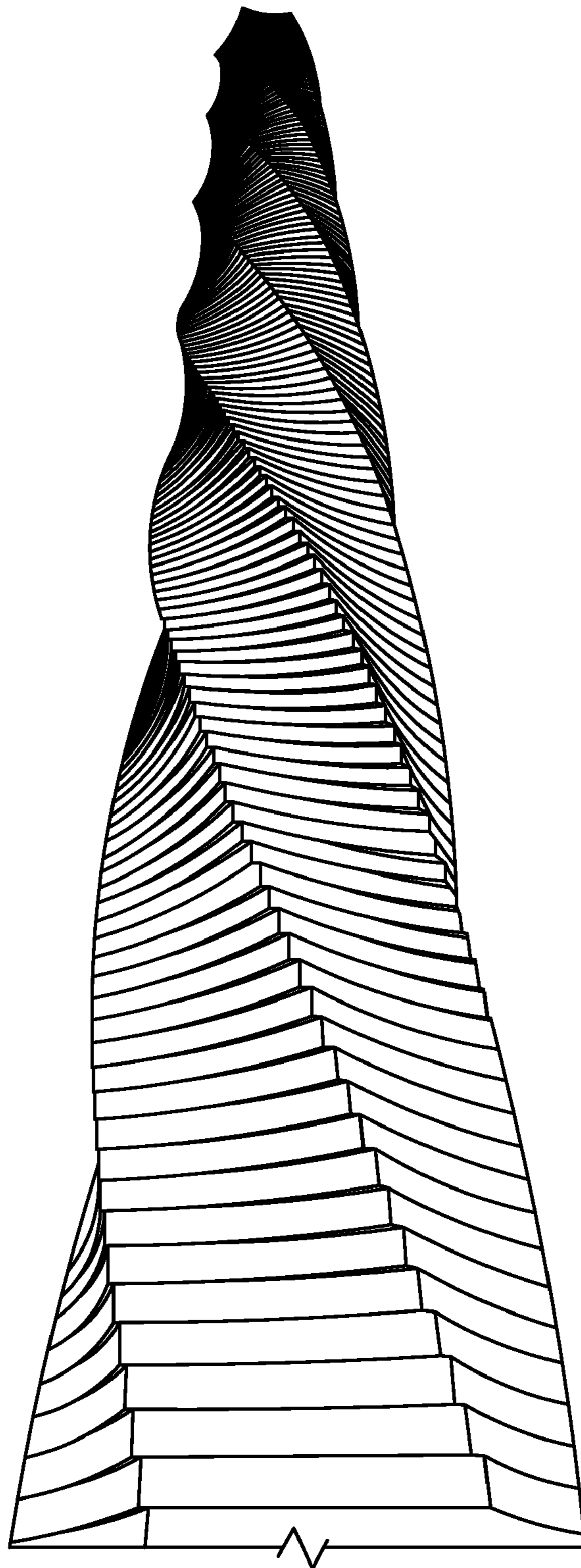


**FIG. 6**



**FIG. 7**





**FIG. 8**