



US00D554256S

(12) **United States Design Patent**
Eskridge et al.

(10) **Patent No.:** **US D554,256 S**

(45) **Date of Patent:** **** Oct. 30, 2007**

(54) **TOOL HUB**

(75) Inventors: **Dana Allen Eskridge**, Ojai, CA (US);
Dennis L. Foster, Ojai, CA (US);
Douglas William Haight, Camarillo,
CA (US); **Laura A. Kriese**, Ventura,
CA (US)

(73) Assignee: **Brasseler USA Medical LLC**,
Savannah, GA (US)

(**) Term: **14 Years**

(21) Appl. No.: **29/224,906**

(22) Filed: **Mar. 9, 2005**

(51) **LOC (8) Cl.** **24-02**

(52) **U.S. Cl.** **D24/146**

(58) **Field of Classification Search** D24/146,
D24/133; D8/16-20, 316, 98, 99; 30/144,
30/339; 606/82, 79, 177, 180, 167, 170;
173/217; 279/48, 90

See application file for complete search history.

(56) **References Cited**

U.S. PATENT DOCUMENTS

4,020,555 A	5/1977	Hedrick	30/392
D245,309 S *	8/1977	Rauth	D8/16
4,091,880 A	5/1978	Troutner et al.	173/163
5,002,555 A	3/1991	Petersen	606/176
5,087,261 A	2/1992	Ryd et al.	606/82
5,207,697 A	5/1993	Carusillo et al.	606/167
D337,160 S	7/1993	Evans	D24/146
5,265,343 A	11/1993	Pascaloff	30/339
D346,318 S	4/1994	Evans	D8/71
5,382,249 A *	1/1995	Fletcher	606/79
5,433,457 A *	7/1995	Wright	279/90
5,439,472 A	8/1995	Evans et al.	606/176

5,618,293 A *	4/1997	Sample et al.	606/170
D385,163 S	10/1997	Hutchins et al.	D8/20
D385,164 S	10/1997	Hutchins et al.	D8/20
5,697,158 A	12/1997	Klinzing et al.	30/166.3
5,729,904 A	3/1998	Trott	30/339
5,839,196 A	11/1998	Trott	30/339
5,846,244 A	12/1998	Cripe	606/82
5,957,945 A	9/1999	Bays	606/180
6,302,406 B1	10/2001	Ventura	279/48
D459,805 S	7/2002	Pascaloff	D24/146
6,503,253 B1	1/2003	Fletcher et al.	606/79
6,638,290 B2	10/2003	Pascaloff et al.	606/177
D489,823 S	5/2004	Fisher et al.	D24/146
D492,412 S *	6/2004	Desoutter et al.	D24/146
D525,707 S *	7/2006	Kullmer et al.	D24/146

OTHER PUBLICATIONS

Medical Catalog 2002, Komet Medical™ Brasseler USA™, Surgical Power & Accessories, pages all.

* cited by examiner

Primary Examiner—Ian Simmons

Assistant Examiner—Charles D Hanson

(74) *Attorney, Agent, or Firm*—Fitzpatrick, Cella, Harper & Scinto

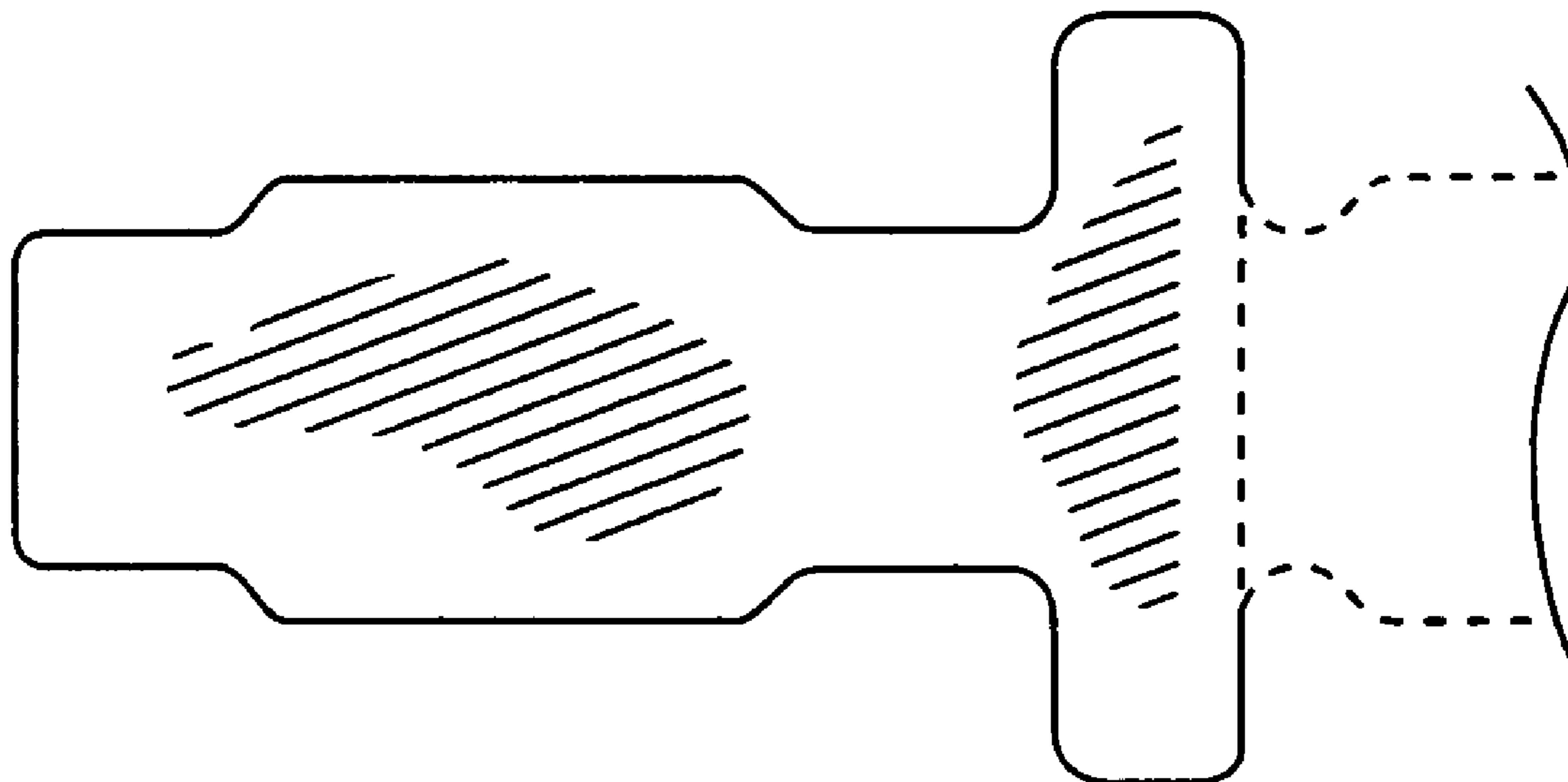
(57) **CLAIM**

The ornamental design for a tool hub, as shown and described.

DESCRIPTION

FIG. 1 is a plan view of a tool hub showing our new design; FIG. 2 is a front elevation view thereof; and, FIG. 3 is a left side elevation view thereof, the right view being a mirror image.

1 Claim, 1 Drawing Sheet



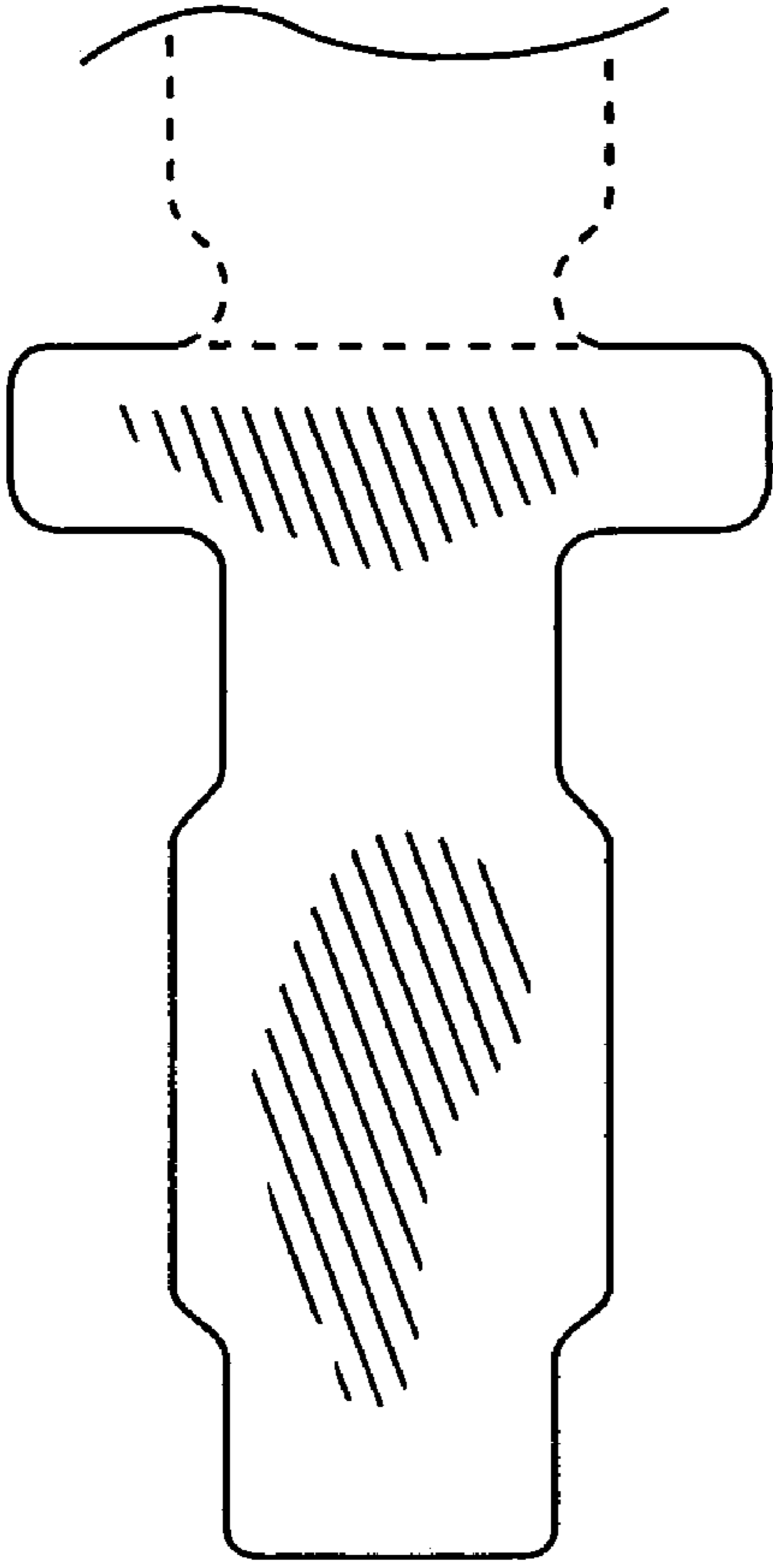


FIG. 1



FIG. 2

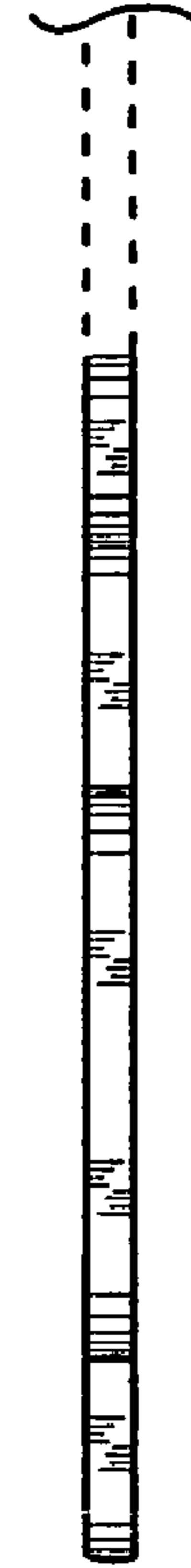


FIG. 3