



US00D554247S

(12) **United States Design Patent**
Wu

(10) **Patent No.:** **US D554,247 S**

(45) **Date of Patent:** **** Oct. 30, 2007**

(54) **AIR FRESHENER DEVICE**

(75) Inventor: **Henry Wu**, Hsin-Tien (TW)

(73) Assignee: **Aromate Industries Co. Ltd.** (TW)

(**) Term: **14 Years**

(21) Appl. No.: **29/272,277**

(22) Filed: **Feb. 5, 2007**

(51) **LOC (8) Cl.** **28-99**

(52) **U.S. Cl.** **D23/366**

(58) **Field of Classification Search** 261/DIG. 17,
261/DIG. 42, DIG. 65, DIG. 88, DIG. 89;
D23/355-369; D28/5, 6; 392/341, 342,
392/386, 390, 392, 393, 394, 401; 239/34,
239/35, 42, 60, 53-58, 136, 326; D11/43,
D11/79

See application file for complete search history.

(56) **References Cited**

U.S. PATENT DOCUMENTS

D496,719 S * 9/2004 Song D23/360

D518,162 S * 3/2006 Miro D23/366
D518,883 S * 4/2006 Jaworski et al. D23/366
D519,623 S * 4/2006 Wu D23/366
D531,039 S * 10/2006 Couey D9/522

* cited by examiner

Primary Examiner—Sandra Snapp

(74) *Attorney, Agent, or Firm*—Ira S. Dorman

(57) **CLAIM**

The ornamental design for an air freshener device, as shown.

DESCRIPTION

FIG. 1 is perspective view of an air freshener device embodying the present invention;

FIG. 2 is a right view of the air freshener device;

FIG. 3 is a left view of the air freshener device;

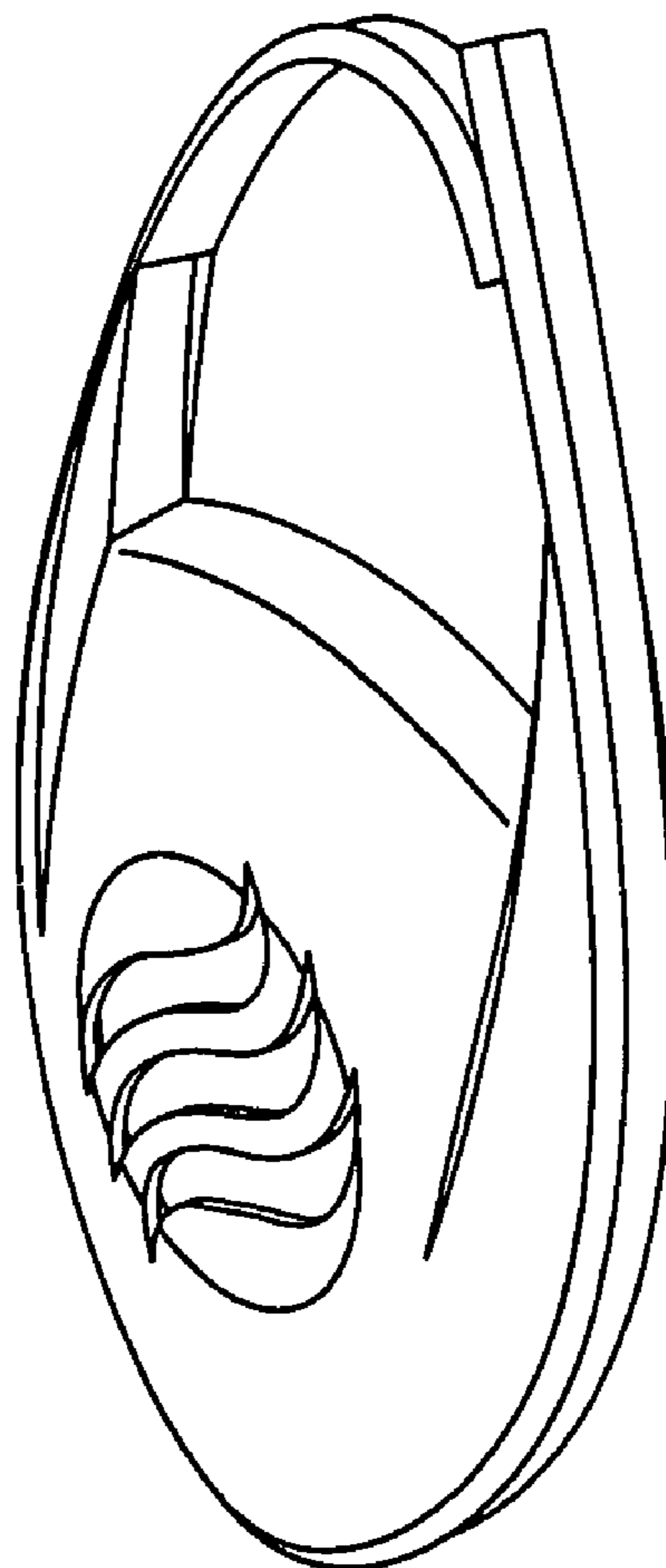
FIG. 4 is a front side view of the air freshener device;

FIG. 5 is a back side view of the air freshener device;

FIG. 6 is a top end view of the air freshener device; and,

FIG. 7 is a bottom end view of the air freshener device.

1 Claim, 7 Drawing Sheets



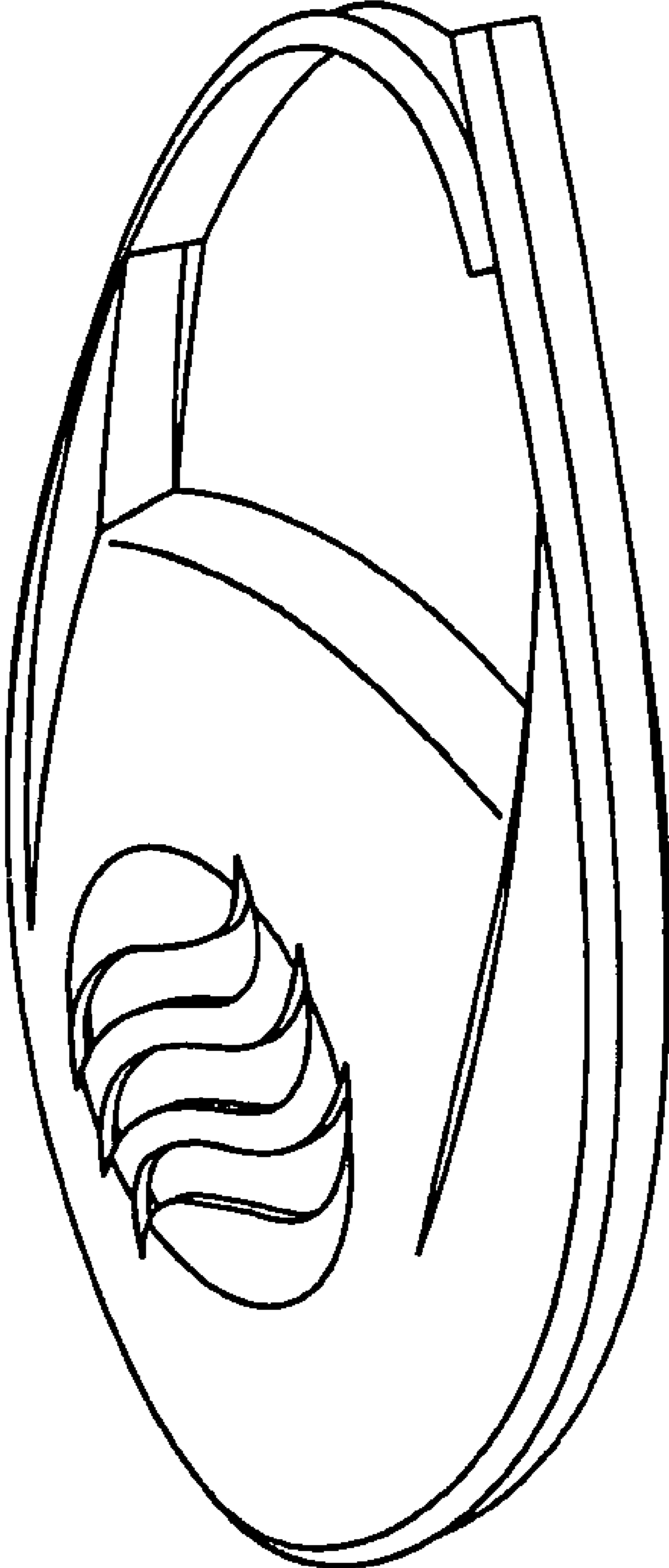


FIG.1



FIG.2




FIG.3

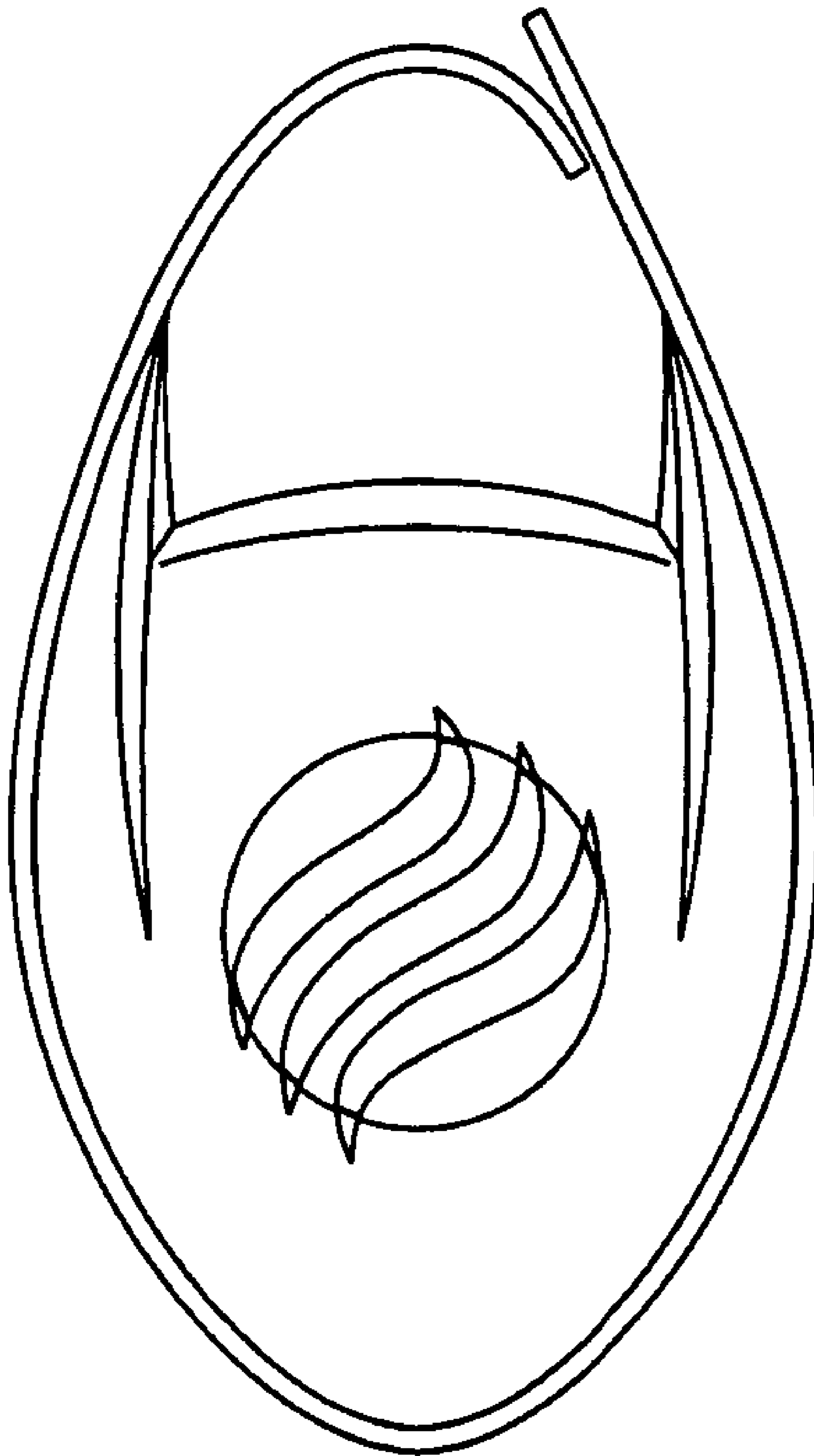


FIG.4

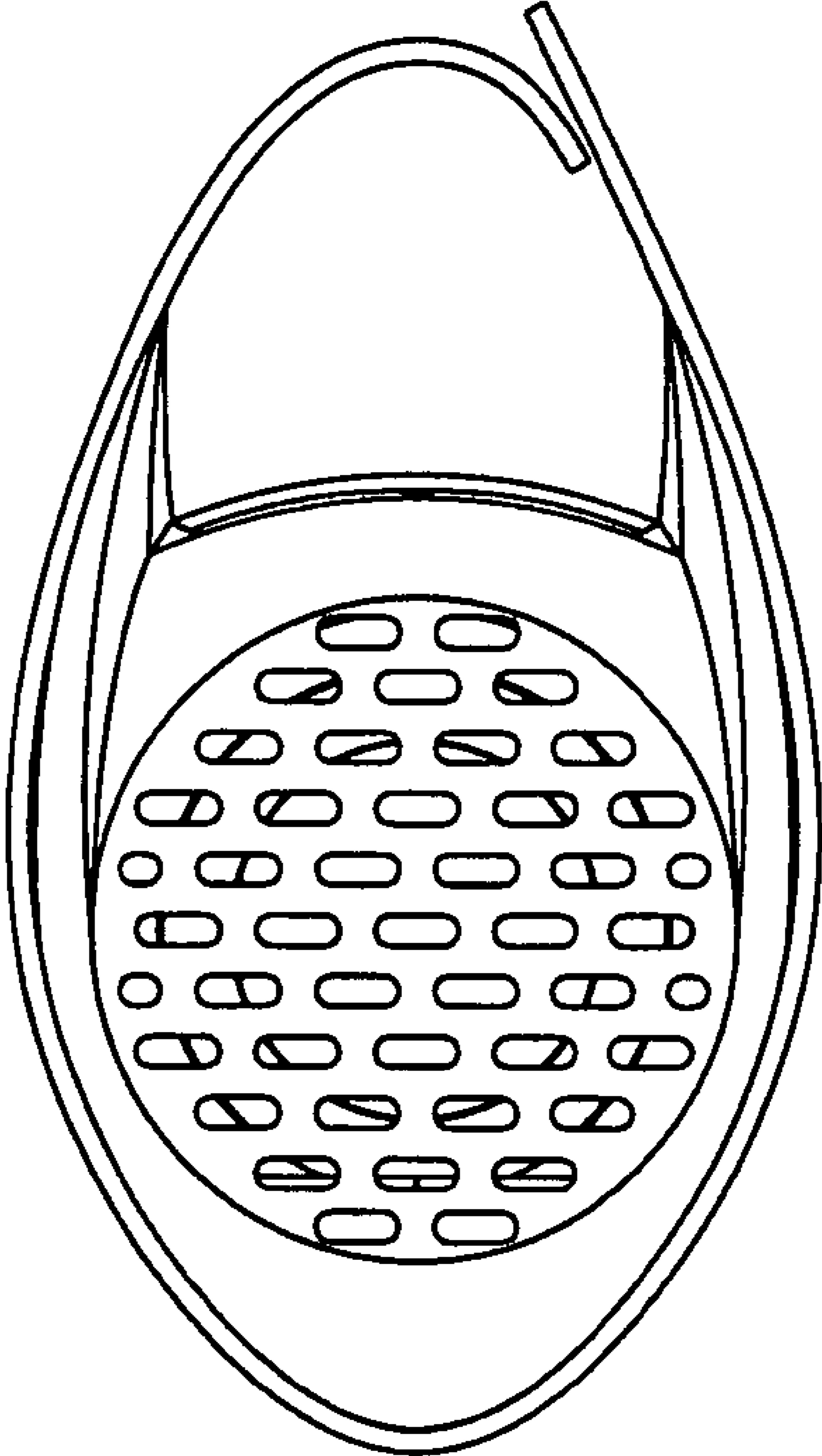


FIG. 5




FIG.6




FIG.7