



US00D554244S

(12) **United States Design Patent**
Blateri

(10) **Patent No.:** **US D554,244 S**

(45) **Date of Patent:** **** Oct. 30, 2007**

(54) **HEATER FAN**

(75) Inventor: **Frank Blateri**, Coppell, TX (US)

(73) Assignee: **Diani, LLC**, Dallas, TX (US)

(**) Term: **14 Years**

(21) Appl. No.: **29/243,107**

(22) Filed: **Nov. 18, 2005**

(51) **LOC (8) Cl.** **23-03**

(52) **U.S. Cl.** **D23/335**

(58) **Field of Classification Search** D23/314,
D23/332, 335-337, 370, 381-382; 126/90 A,
126/92 A, 92 B, 92 AC; 312/236; 392/360,
392/365, 366-369, 373-376, 434; 416/244 R,
416/246, 247 R

See application file for complete search history.

(56) **References Cited**

U.S. PATENT DOCUMENTS

D45,317 S *	2/1914	Warner	D23/336
D150,360 S *	7/1948	Hutcheson	D23/336
2,504,785 A *	4/1950	Aufiero	392/360
D159,008 S *	6/1950	Seil et al.	D23/337

2,606,273 A *	8/1952	Franklin	219/473
4,253,012 A *	2/1981	Hughes	219/458.1
D374,071 S *	9/1996	Wang et al.	D23/382
D434,132 S *	11/2000	Shapiro	D23/382
6,397,002 B1 *	5/2002	Bucher et al.	392/368
D467,326 S *	12/2002	Shapiro	D23/336
D483,468 S *	12/2003	Wong	D23/382
D531,718 S *	11/2006	Bucher et al.	D23/382

* cited by examiner

Primary Examiner—Louis S. Zarfaz

Assistant Examiner—Eric L. Goodman

(74) *Attorney, Agent, or Firm*—Haynes and Boone, LLP

(57) **CLAIM**

The ornamental design for a heater fan, as shown and described.


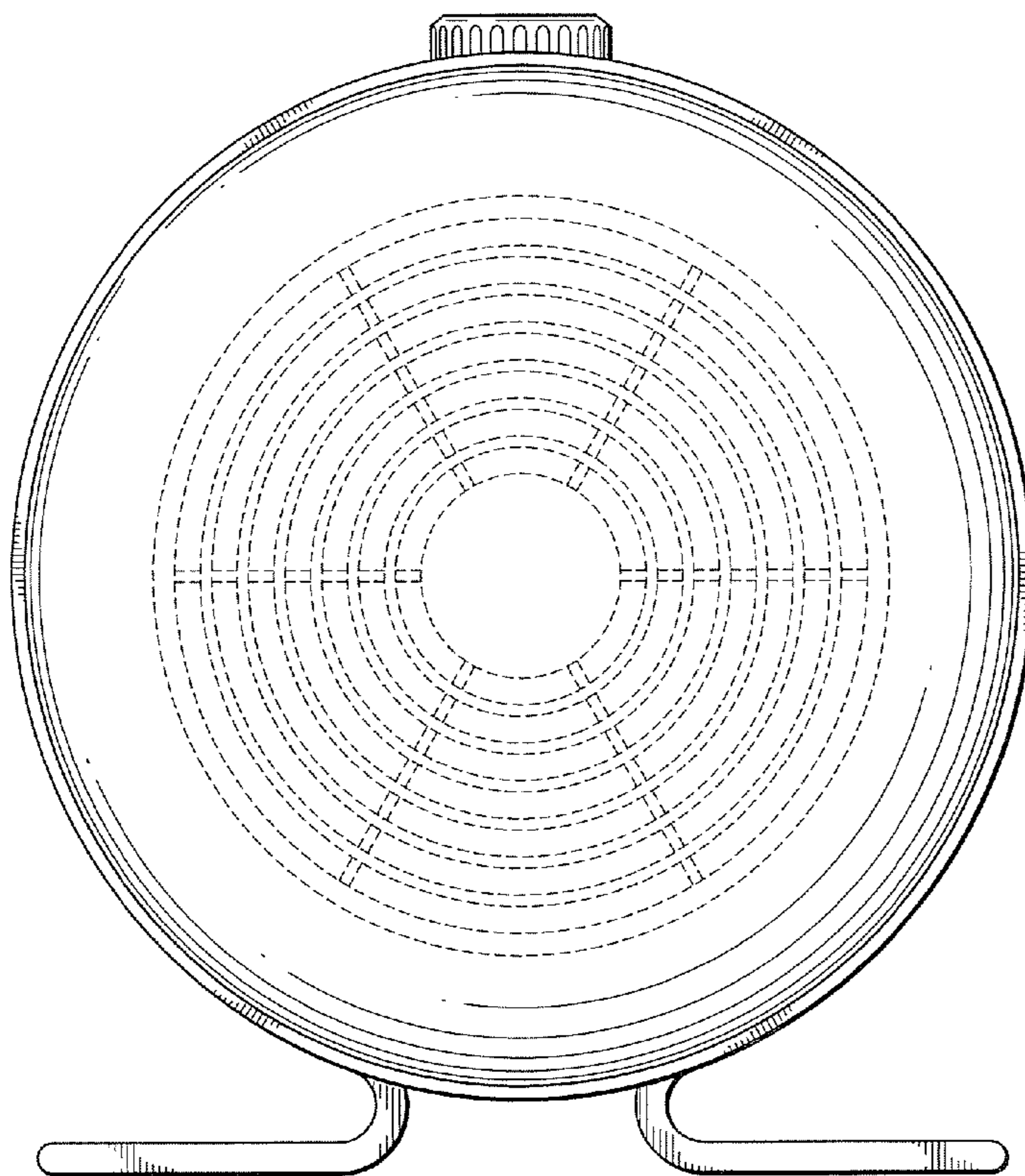
DESCRIPTION

FIG. 1 is a front elevational view of the heater fan showing my new design; and,

FIG. 2 is a side elevational view thereof.

Any broken line illustration of environmental structure in the drawings is not part of the design sought to be patented.

1 Claim, 1 Drawing Sheet






Fig. 2

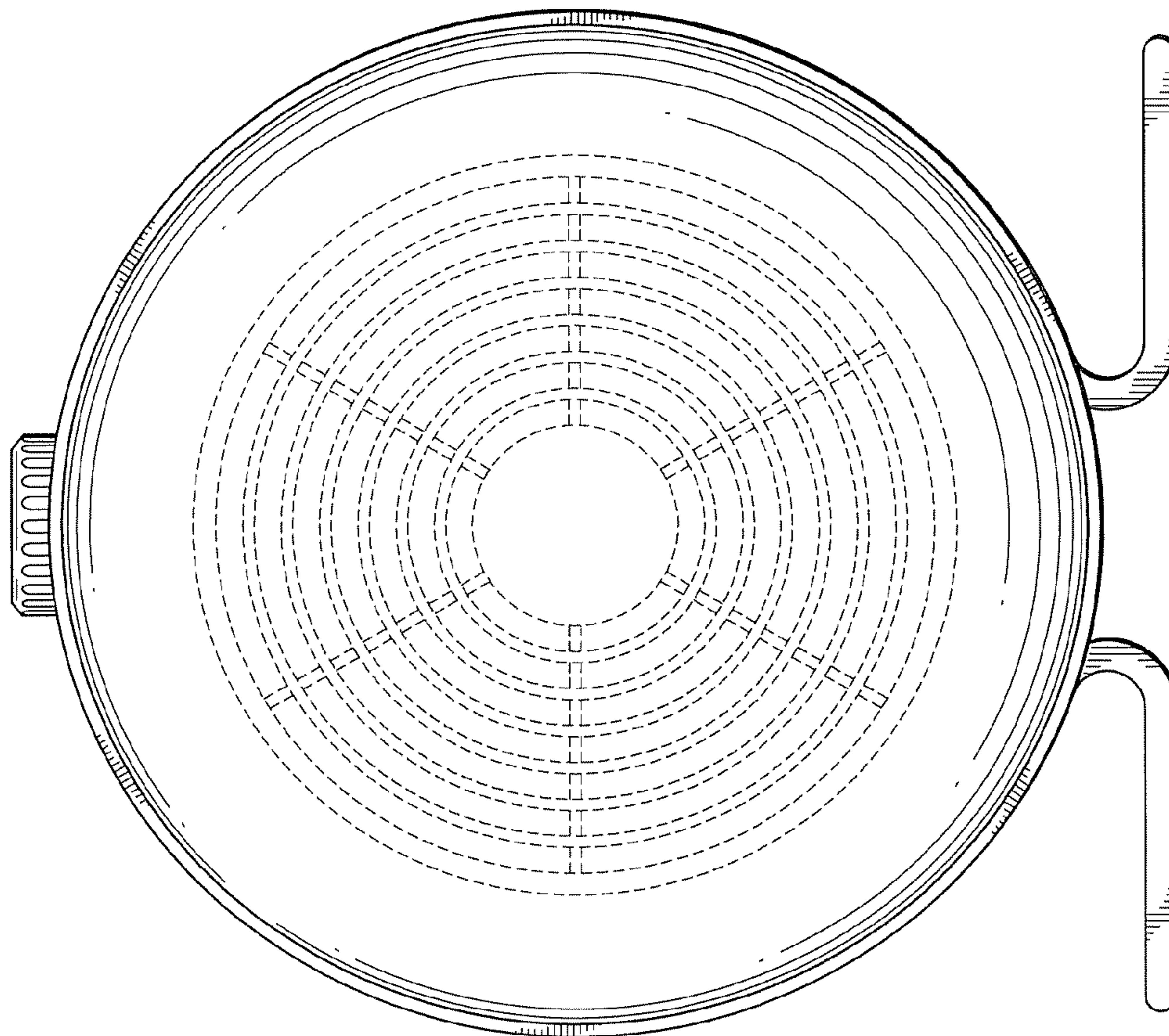


Fig. 1