



US00D554242S

(12) **United States Design Patent**
Chen

(10) **Patent No.:** **US D554,242 S**

(45) **Date of Patent:** **** Oct. 30, 2007**

- (54) **MISTING FAN**
- (75) Inventor: **Yung Chen**, Claredon Hills, IL (US)
- (73) Assignee: **GLJ, LLC**, Chicago, IL (US)
- (**) Term: **14 Years**
- (21) Appl. No.: **29/248,335**
- (22) Filed: **Aug. 10, 2006**
- (51) **LOC (8) Cl.** **23-03**
- (52) **U.S. Cl.** **D23/328; D23/314**
- (58) **Field of Classification Search** D23/328,
D23/381, 382, 379, 370, 377, 225, 213, 337,
D23/332, 335, 411, 226, 228, 413, 371, 13-18,
D23/89; D9/307, 436, 522, 575, 300, 685,
D9/643, 682, 553; 416/95, 146 R, 63, 244 R,
416/247; 261/28, 30, 82, 89, 90, 24; 239/289,
239/77, 214.25, 222.11, 302, 327, 340, 349,
239/351, 355, 375, 600, 352, 310, 311, 337;
222/333; D28/89, 88, 85, 77; 61/28; 454/370;
34/97; 392/373, 374, 383, 384; D19/43,
D19/51, 48

See application file for complete search history.

(56) **References Cited**

U.S. PATENT DOCUMENTS

D349,954 S	8/1994	Steiner et al.
5,338,495 A	8/1994	Steiner et al.
5,620,633 A	4/1997	Junkel et al.
5,667,731 A	9/1997	Junkel et al.
D386,572 S	11/1997	Radtke et al.
D387,422 S	12/1997	Radtke et al.
D387,852 S	12/1997	Radtke et al.
5,715,999 A	2/1998	Hsu et al.
5,740,948 A	4/1998	Chu et al.
5,751,662 A	5/1998	Shaw et al.
D395,701 S	6/1998	Radtke et al.
D397,427 S	8/1998	Junkel et al.
D397,774 S	9/1998	Junkel et al.

5,843,344 A	12/1998	Junkel et al.	
5,851,106 A	12/1998	Steiner et al.	
5,897,027 A	4/1999	Steiner et al.	
5,965,067 A	10/1999	Junkel et al.	
6,161,777 A	12/2000	Carter et al.	
D436,802 S *	1/2001	Kaposi et al. D7/510
D439,966 S	4/2001	Steiner	
D451,186 S	11/2001	Steiner	
D451,588 S	12/2001	Steiner	
D452,303 S	12/2001	Steiner	
D454,390 S	3/2002	Steiner	
D454,631 S	3/2002	Steiner	
6,398,132 B1	6/2002	Junkel et al.	
6,695,225 B2	2/2004	Yanagida et al.	
D503,212 S	3/2005	Peloquin	
7,143,958 B1	12/2006	Dorney	
D544,078 S *	6/2007	Geringer D23/328

* cited by examiner

Primary Examiner—Catherine R. Oliver
Assistant Examiner—Anna K Dworzecka
(74) *Attorney, Agent, or Firm*—Gifford, Krass, Sprinkle,
Anderson & Citkowski, P.C.

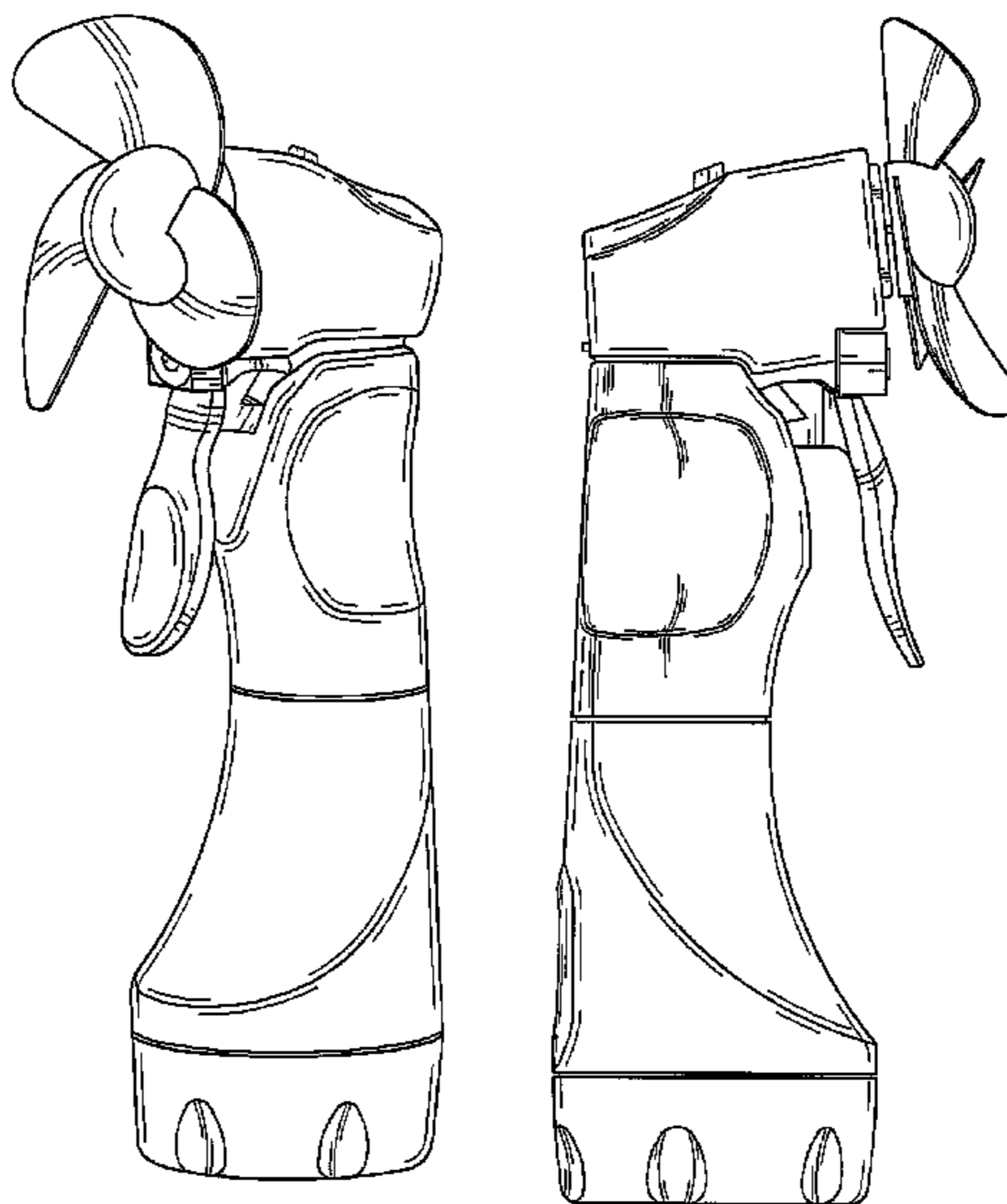
(57) **CLAIM**

I claim the ornamental design for a misting fan, as shown and described.

DESCRIPTION

FIG. 1 is a perspective view of the misting fan according to the present design;
FIG. 2 is a front plan view of the present design;
FIG. 3 is a right side view of the present design, a corresponding left side view being a mirror image thereof;
FIG. 4 is a rear view of the present design;
FIG. 5 is a top view of the present design; and,
FIG. 6 is a bottom view of the present design.

1 Claim, 3 Drawing Sheets



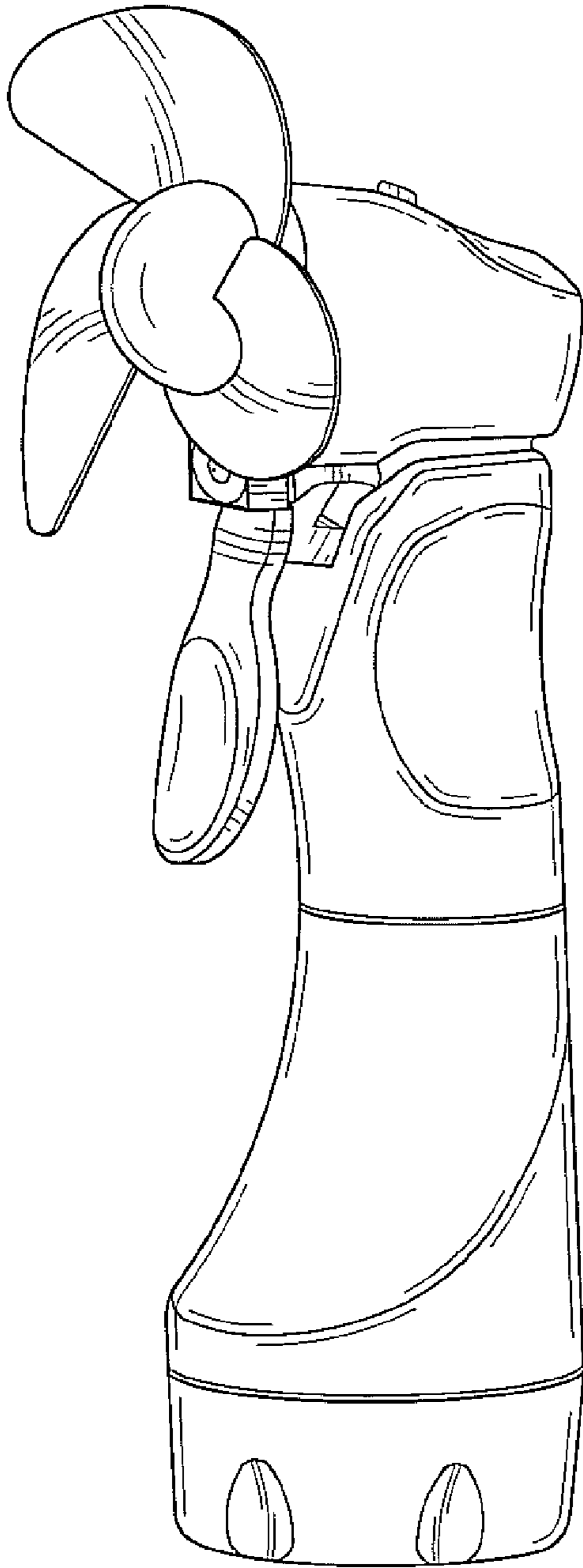


Fig-1

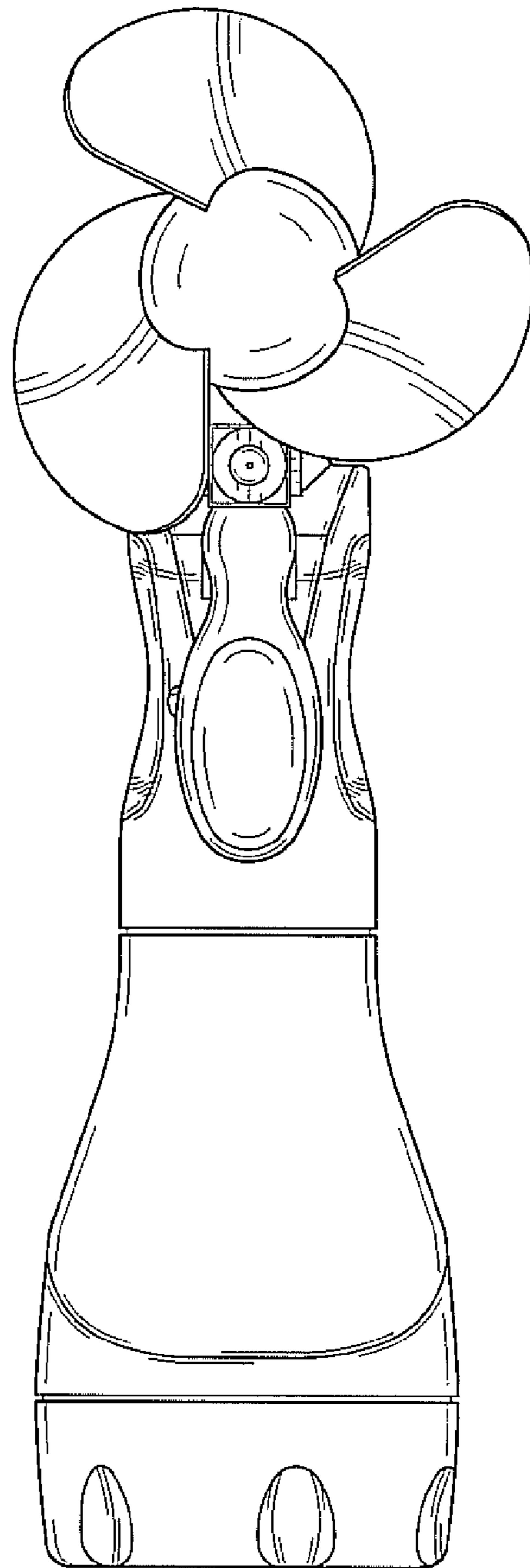


Fig-2

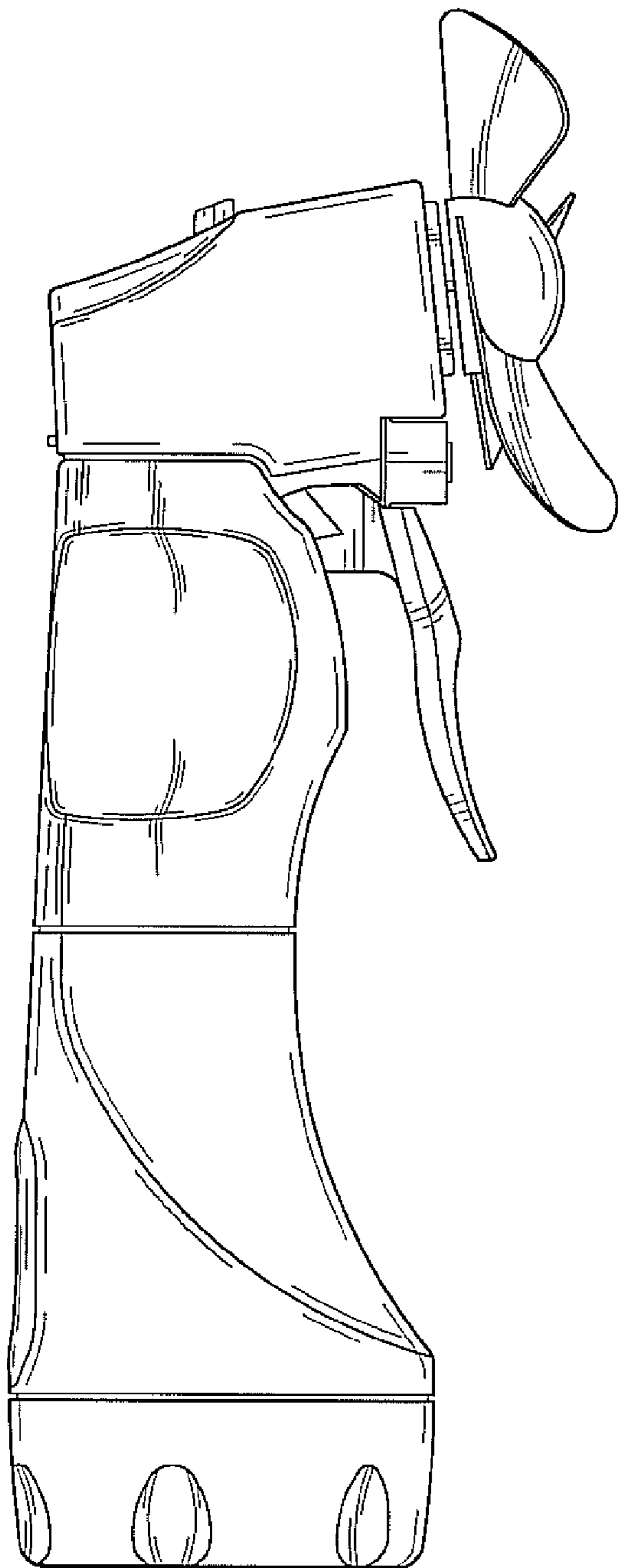


Fig-3

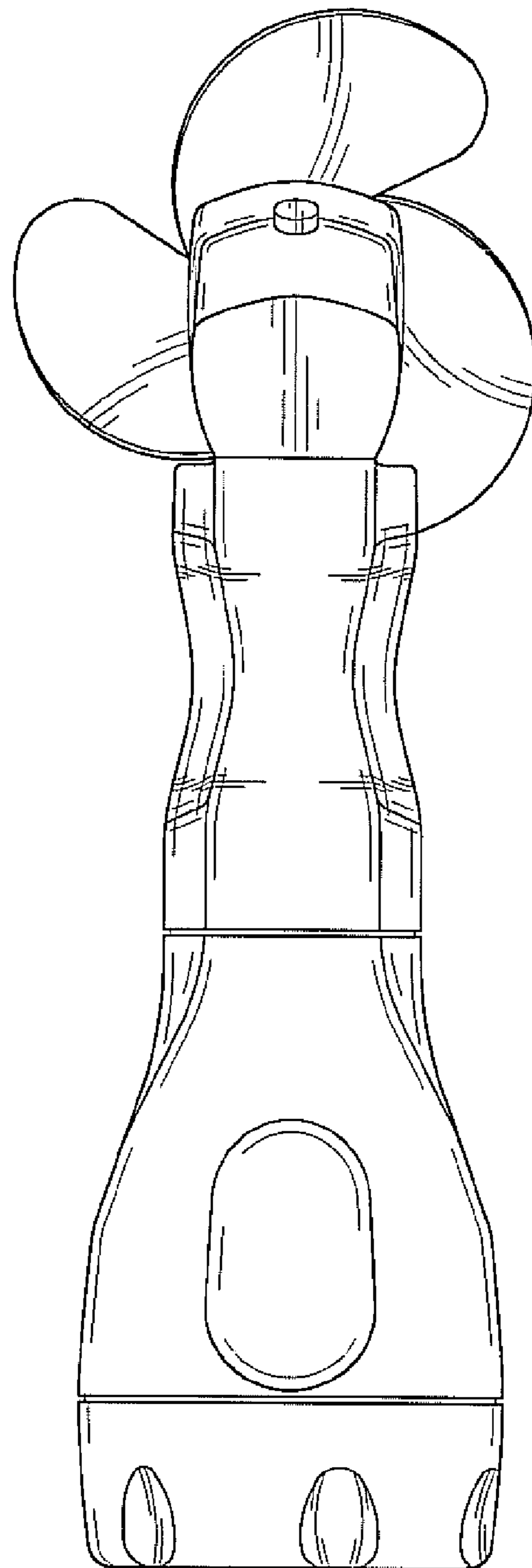


Fig-4

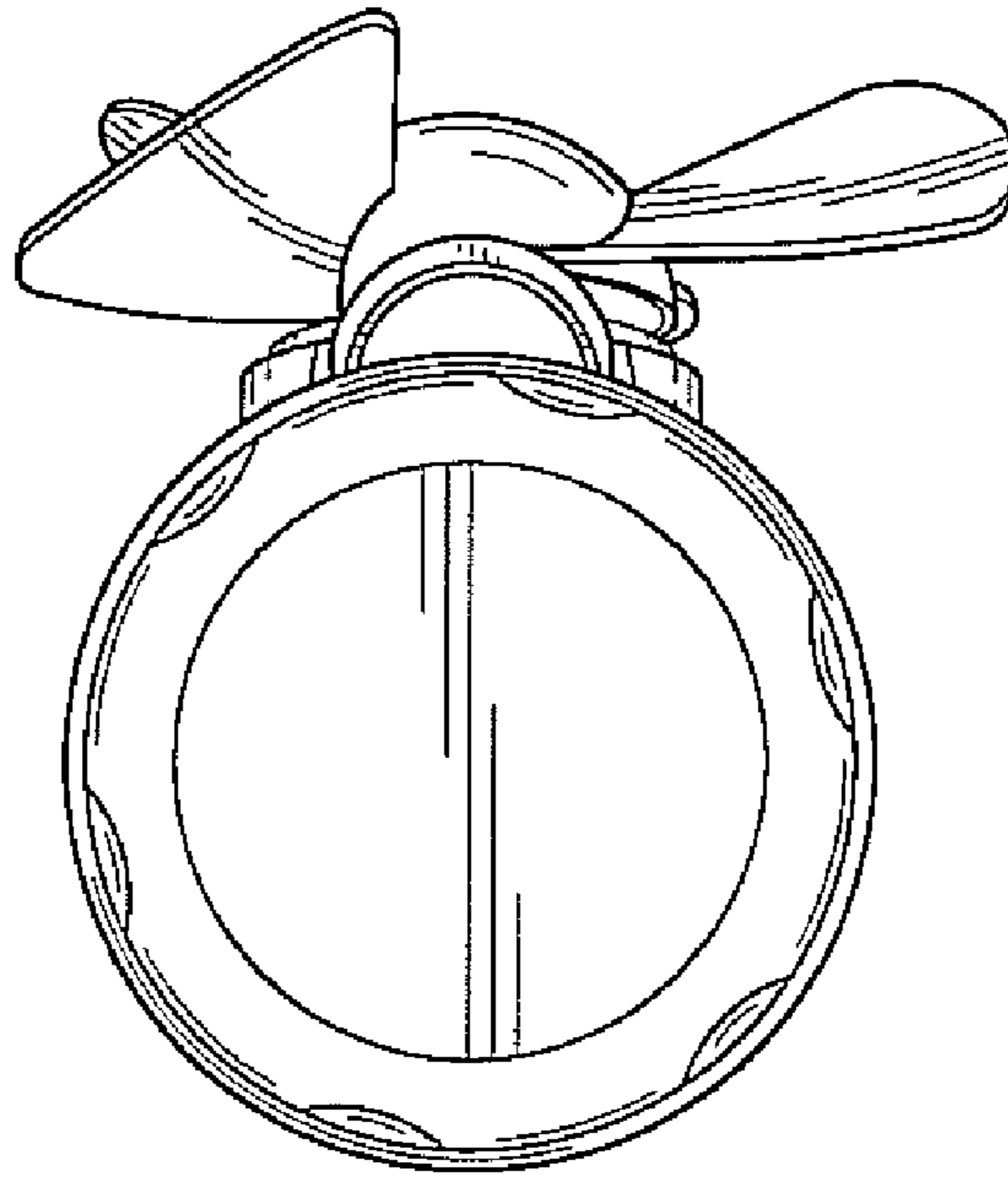


Fig-5

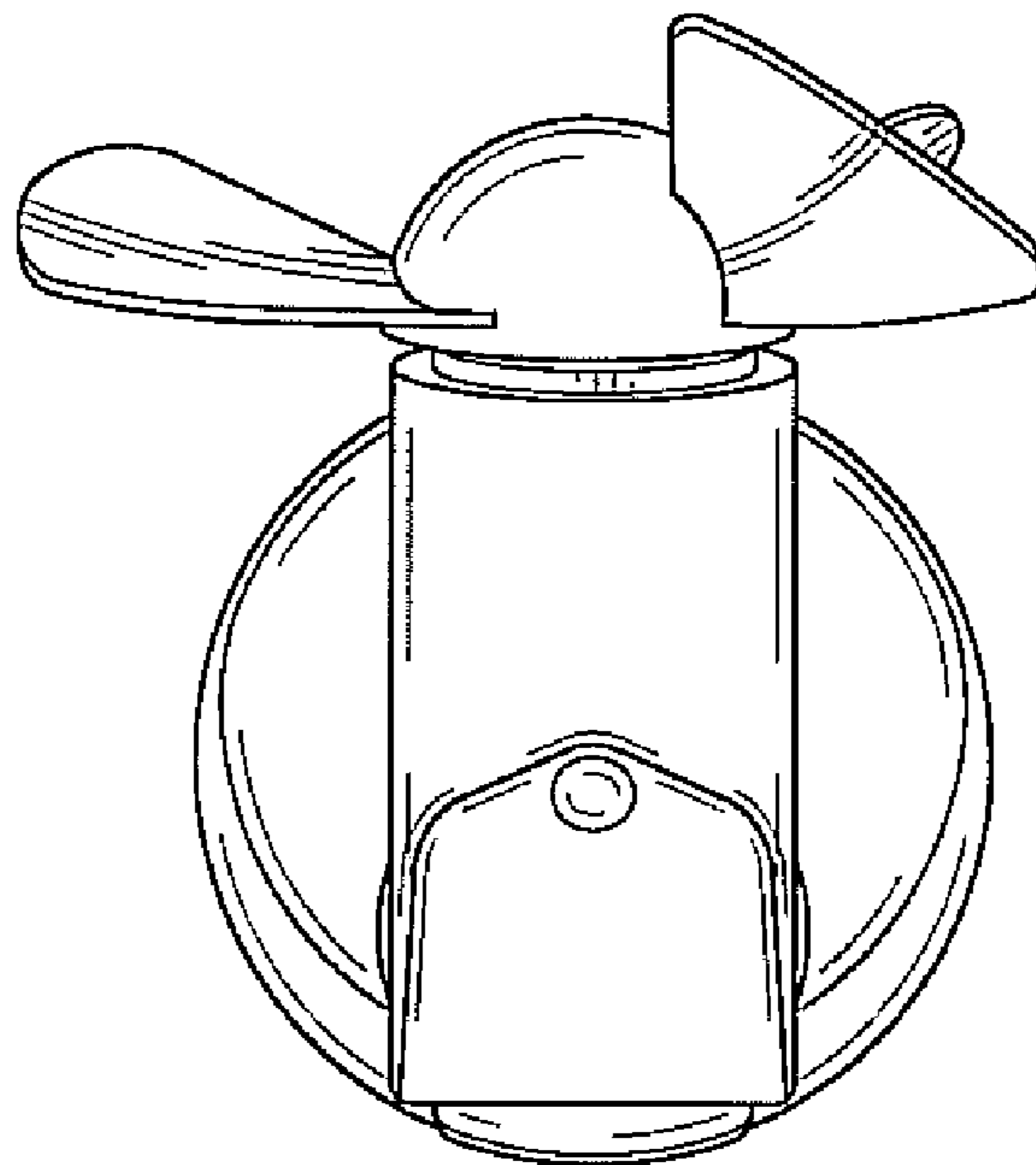


Fig-6