



US00D554236S

(12) **United States Design Patent** (10) **Patent No.:** **US D554,236 S**
Dolan (45) **Date of Patent:** **** Oct. 30, 2007**

(54) **FAUCET SPOUT**

(76) **Inventor:** **Patrick S. Dolan**, 2700 NW. Front Ave., Portland, OR (US) 97210

(**) **Term:** **14 Years**

(21) **Appl. No.:** **29/270,969**

(22) **Filed:** **Jan. 5, 2007**

(51) **LOC (8) Cl.** **23-01**

(52) **U.S. Cl.** **D23/255; D23/257**

(58) **Field of Classification Search** **D23/238-257; 4/675-678; 137/801**

See application file for complete search history.

(56) **References Cited**

U.S. PATENT DOCUMENTS

D76,996 S	3/1928	Fraser	
D77,373 S	1/1929	Smith	
D82,360 S	7/1930	Albert	
D96,839 S	9/1935	Johnston	
D285,597 S	9/1986	Miller et al.	
D300,653 S *	4/1989	Paul	D23/255
D318,099 S	7/1991	Reid	
D461,879 S	8/2002	Mullenmeister	
D462,418 S	9/2002	Smith	
D465,829 S *	11/2002	Singtoroj	D23/238
D488,540 S	4/2004	Ouyoung	
D488,542 S	4/2004	Spiegelberg et al.	
D490,880 S *	6/2004	Lin	D23/255
D496,717 S	9/2004	Svendsen et al.	
D520,607 S	5/2006	Koury et al.	
D522,105 S	5/2006	Fritz	

OTHER PUBLICATIONS

U.S. Appl. No. 29/264,407, filed Nov. 8, 2006, Patrick S. Dolan.
U.S. Appl. No. 29/264,418, filed Nov. 8, 2006, Patrick S. Dolan.
U.S. Appl. No. 29/264,421, filed Nov. 7, 2006, Patrick S. Dolan.
Moen, N-Olmstead, OH, Model S448, Asom Website: www.moen.com, Oct. 17, 2006.

Justyna, Chicago, IL., Jul. 2006 p. 14, Model G-100-L-SN.
Watermark Designs, Springcreek, NY, Bostonion Series 205. Model; 205-2-T8 Ason Website: www.faucets-plus.com, Jun. 2, 2006.

* cited by examiner

Primary Examiner—Louis S. Zarfaz
Assistant Examiner—Gregory Andoll

(57) **CLAIM**

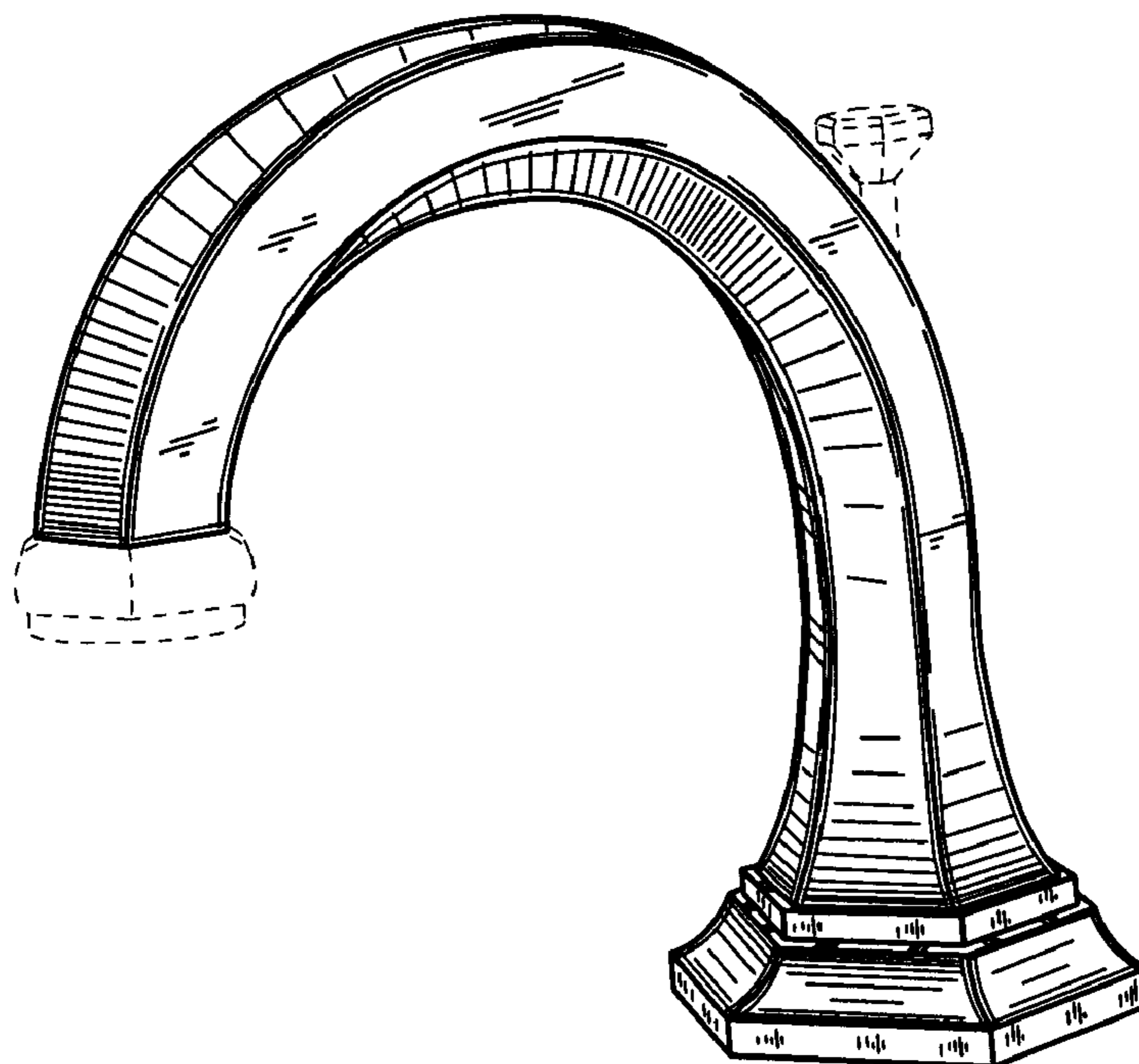
The ornamental design for a faucet spout, as shown and described.

DESCRIPTION

FIG. 1 is a perspective view thereof;
FIG. 2 is a front elevational view thereof;
FIG. 3 is a right side view, the left side view being a mirror image;
FIG. 4 is a back plan view thereof;
FIG. 5 is a top plan view thereof; and,
FIG. 6 is a bottom plan view thereof.

The broken line showing of environmental structure is for illustrative purposes only and forms no part of the claimed design.

1 Claim, 6 Drawing Sheets



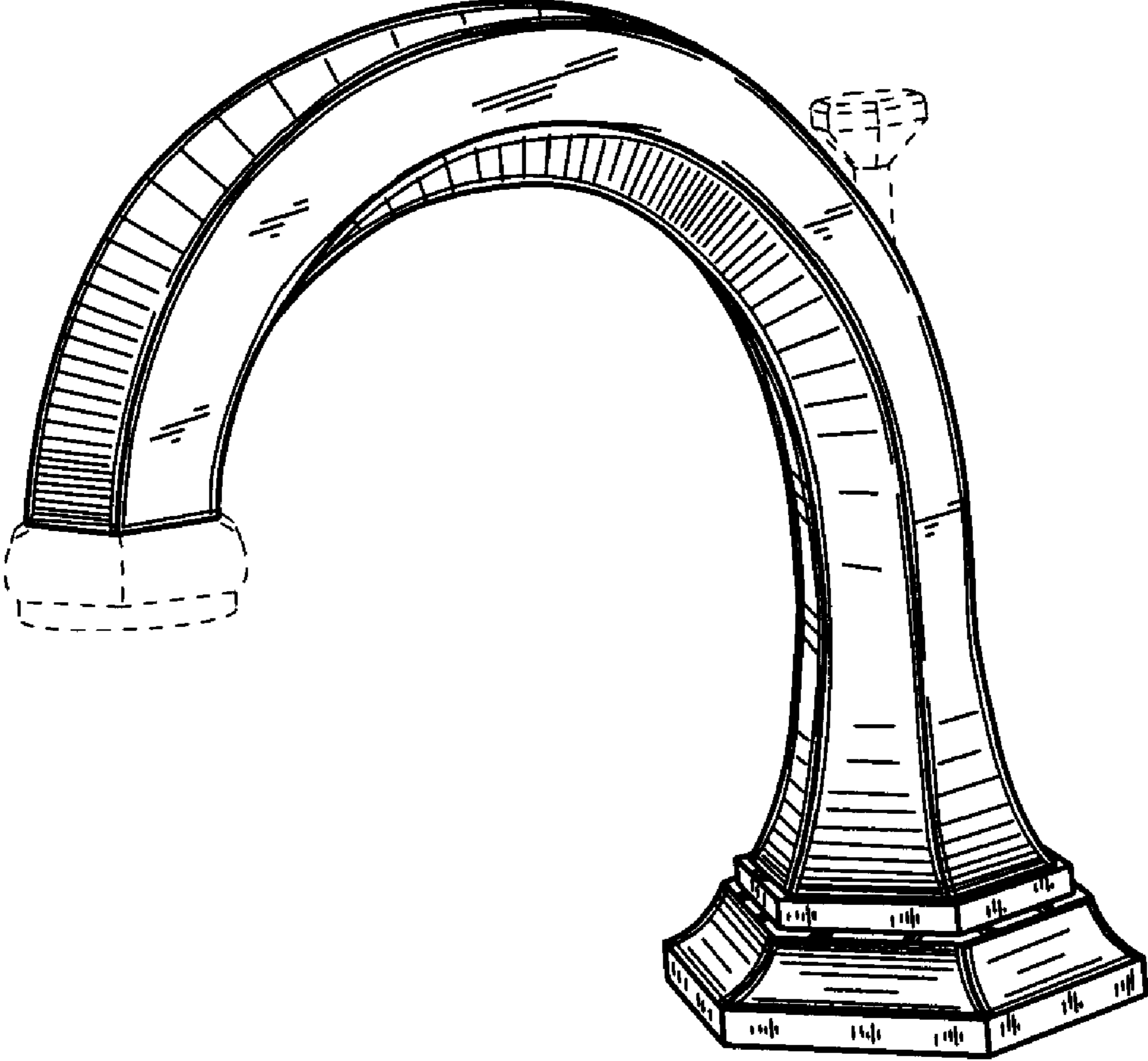


FIG. 1

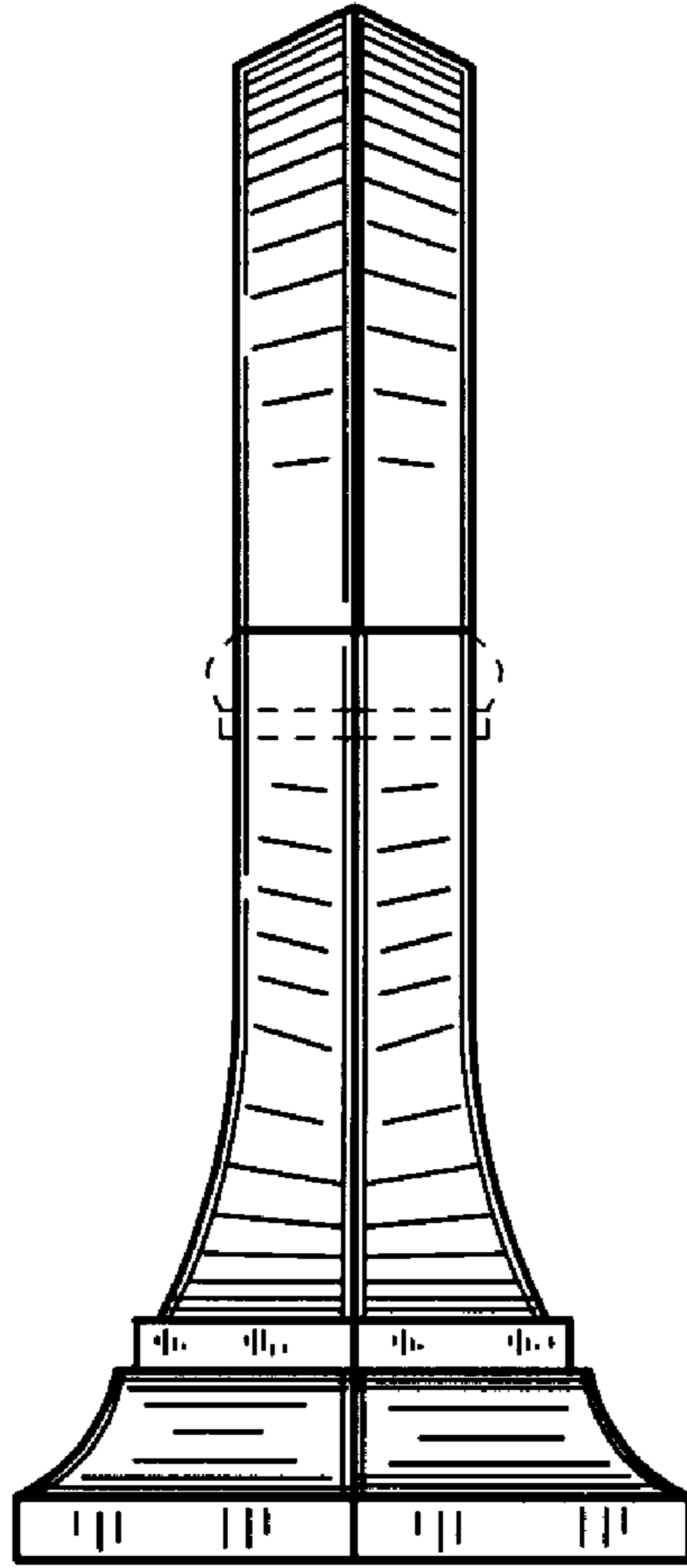


FIG. 2

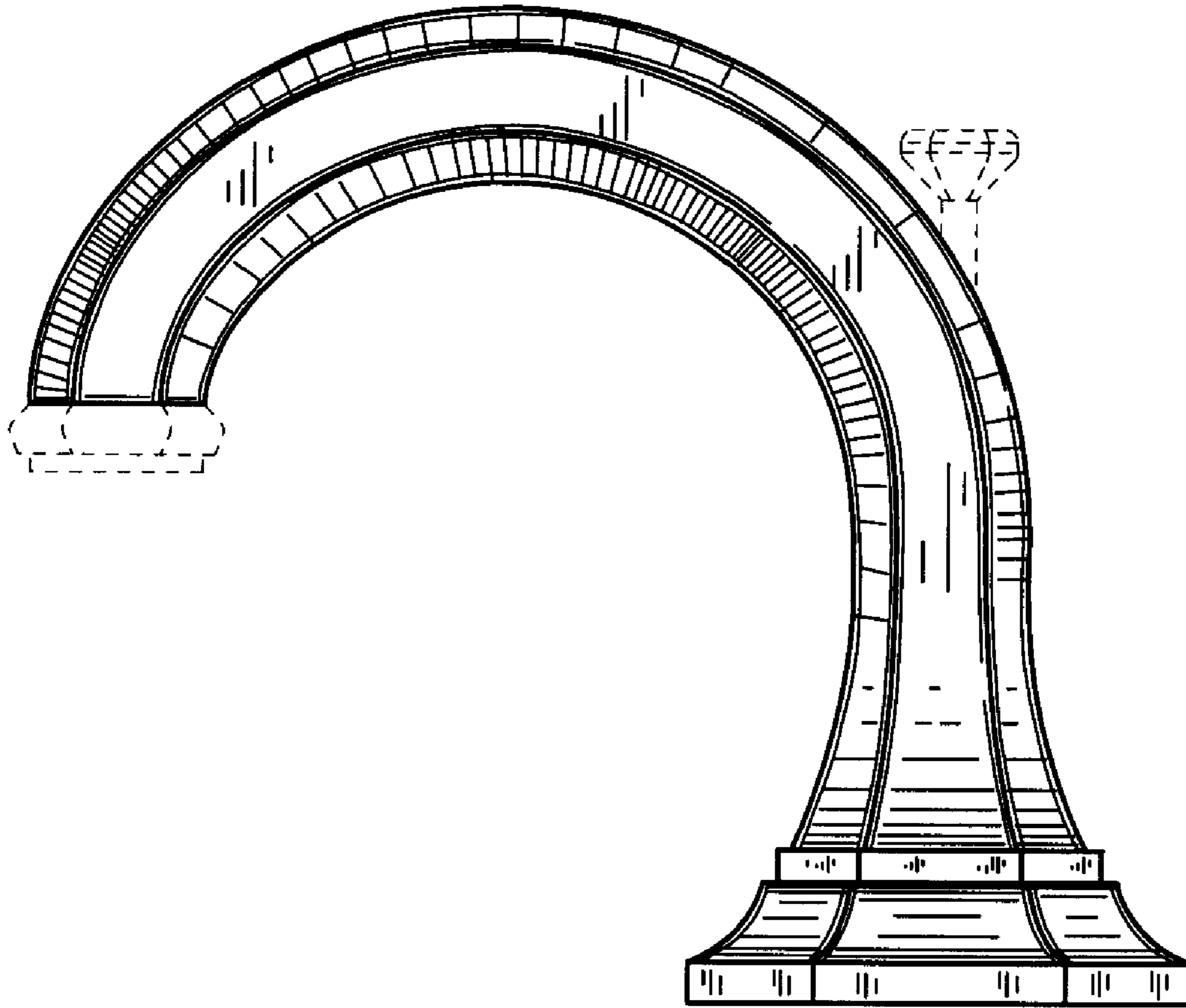


FIG. 3

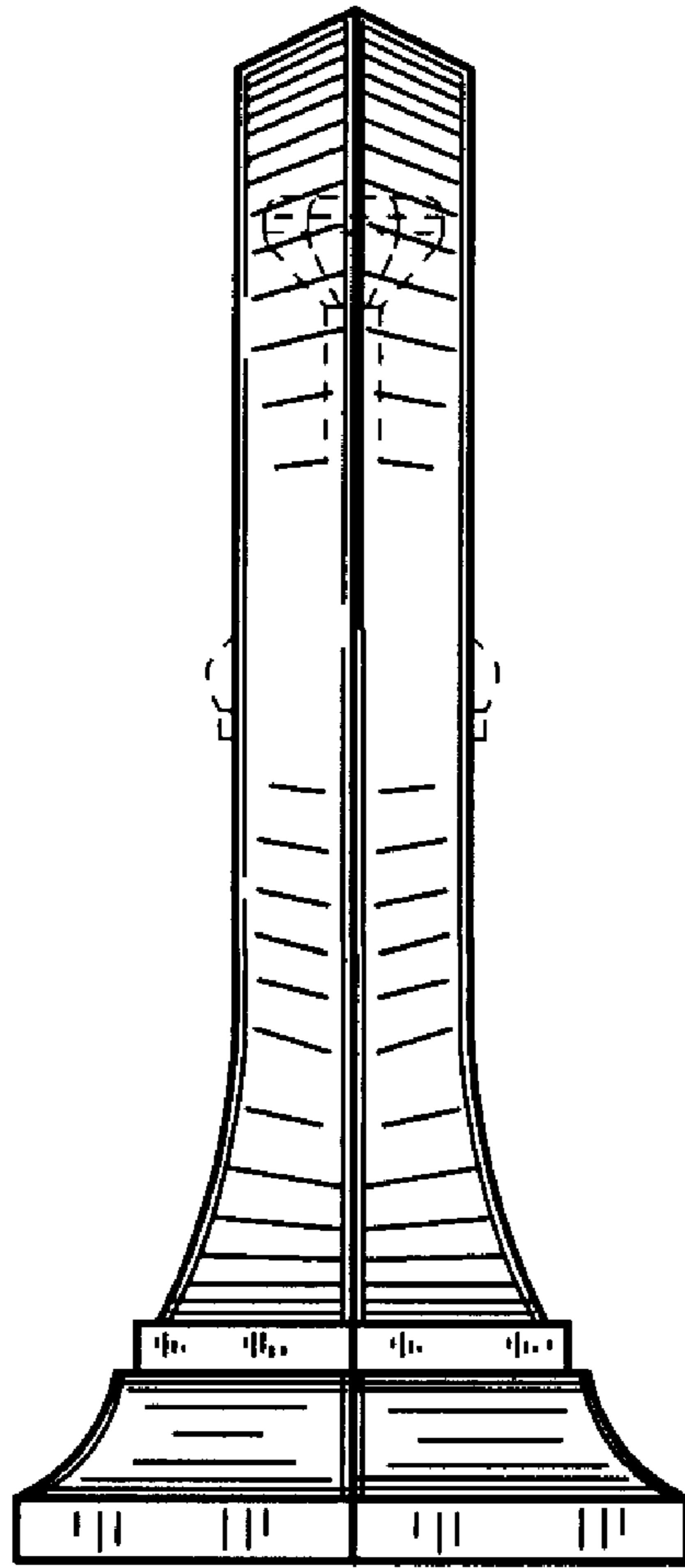


FIG. 4

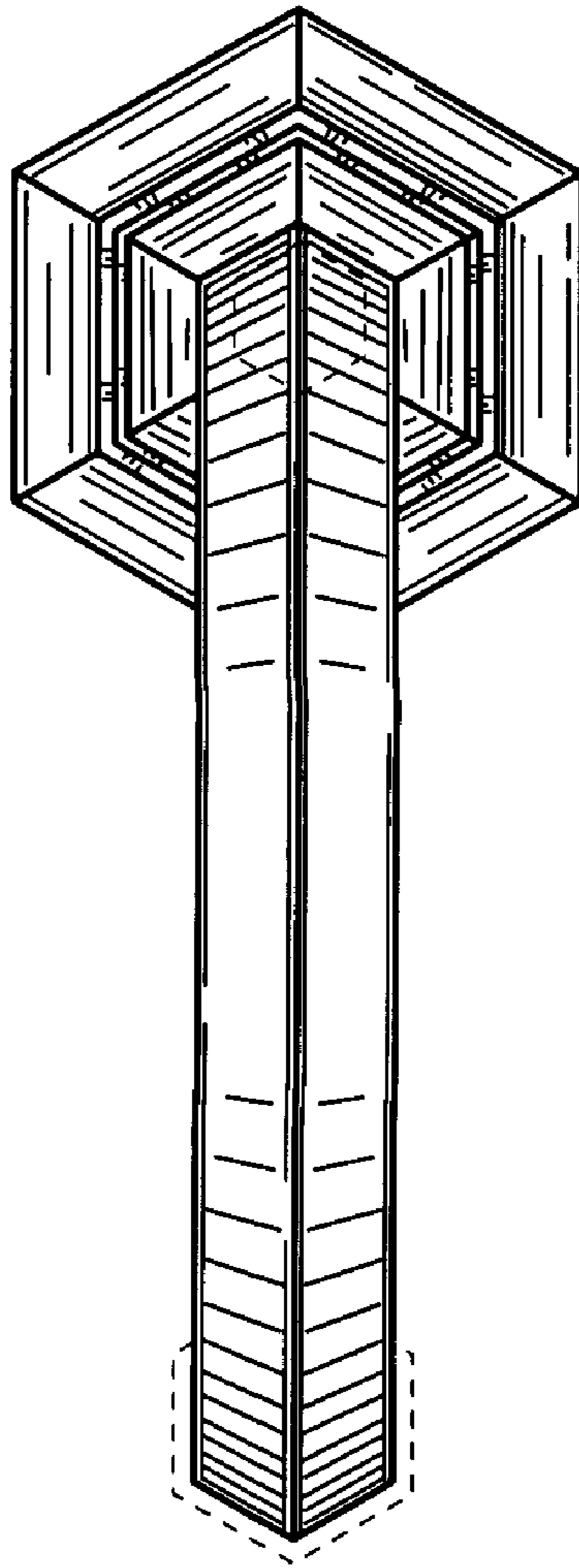


FIG. 5

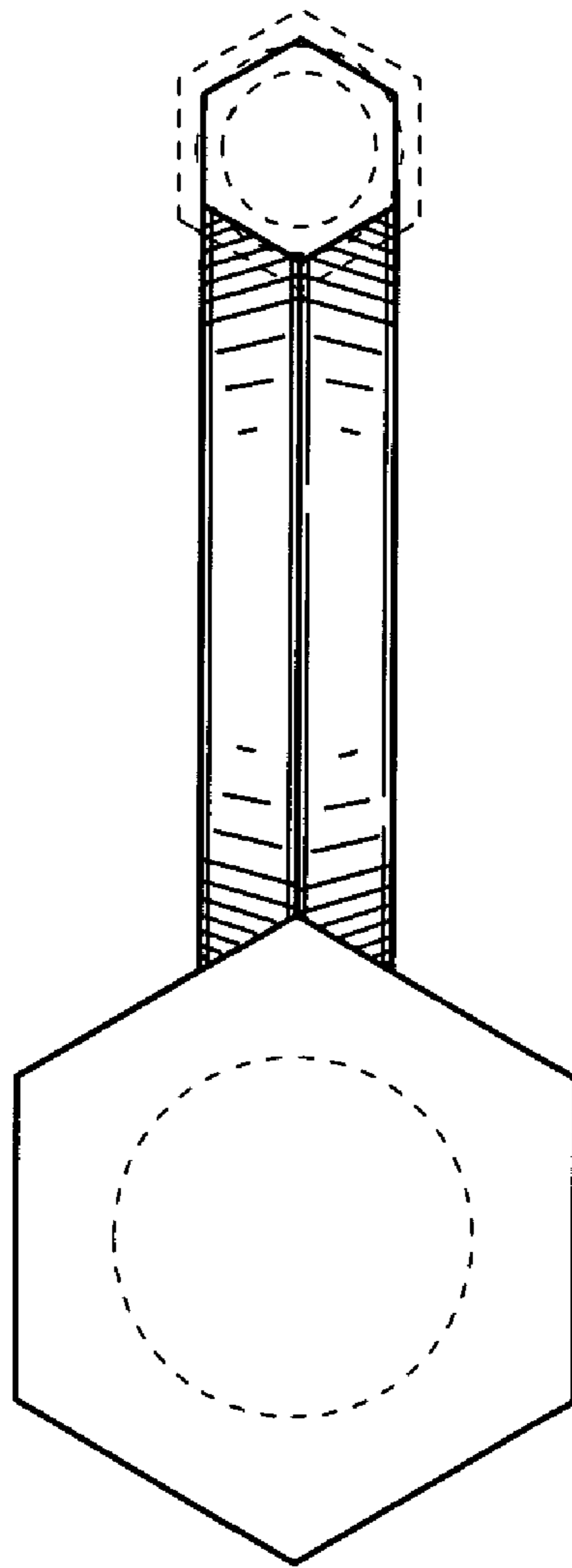


FIG. 6