



US00D554218S

(12) **United States Design Patent**
Ruggiero et al.

(10) **Patent No.: US D554,218 S**

(45) **Date of Patent: ** Oct. 30, 2007**

(54) **REAR CAVITY FOR AN IRON TYPE GOLF CLUB HEAD**

(75) Inventors: **John Ruggiero**, McKinney, TX (US);
Derek Holiman, Plano, TX (US);
Cindy Herington, Plano, TX (US);
Michael Vrska, Allen, TX (US)

(73) Assignee: **Adams Golf IP, L.P.**, Plano, TX (US)

(**) Term: **14 Years**

(21) Appl. No.: **29/267,959**

(22) Filed: **Oct. 26, 2006**

(51) **LOC (8) Cl.** **21-02**

(52) **U.S. Cl.** **D21/759**

(58) **Field of Classification Search** D21/747-751,
D21/759; 473/324-331, 350
See application file for complete search history.

(56) **References Cited**

U.S. PATENT DOCUMENTS

D327,720 S *	7/1992	Antonious	D21/748
D331,272 S *	11/1992	Antonious	D21/749
D332,478 S *	1/1993	Antonious	D21/749
D441,821 S *	5/2001	Turner	D21/747
D446,566 S *	8/2001	McCabe et al.	21/759
D453,949 S *	2/2002	Helmstetter et al.	D21/747
D454,606 S *	3/2002	Helmstetter et al.	D21/747
D473,904 S *	4/2003	Llewellyn et al.	D21/759

D499,155 S *	11/2004	Imamoto	D21/747
D518,538 S *	4/2006	Ines et al.	D21/747
D526,375 S *	8/2006	Kawami	D21/759
7,153,219 B2 *	12/2006	Reed et al.	473/290
D534,595 S *	1/2007	Hasebe	D21/747
D539,862 S *	4/2007	Nunez et al.	D21/747
D543,601 S *	5/2007	Kawami	D21/759

* cited by examiner

Primary Examiner—Mitchell Siegel

(74) *Attorney, Agent, or Firm*—Welsh & Flaxman LLC

(57) **CLAIM**

The ornamental design for a rear cavity for an iron type golf club head, as shown and described.

DESCRIPTION

FIG. 1 is a top perspective view from the heel side of a rear cavity for an iron type golf club head showing my new design.

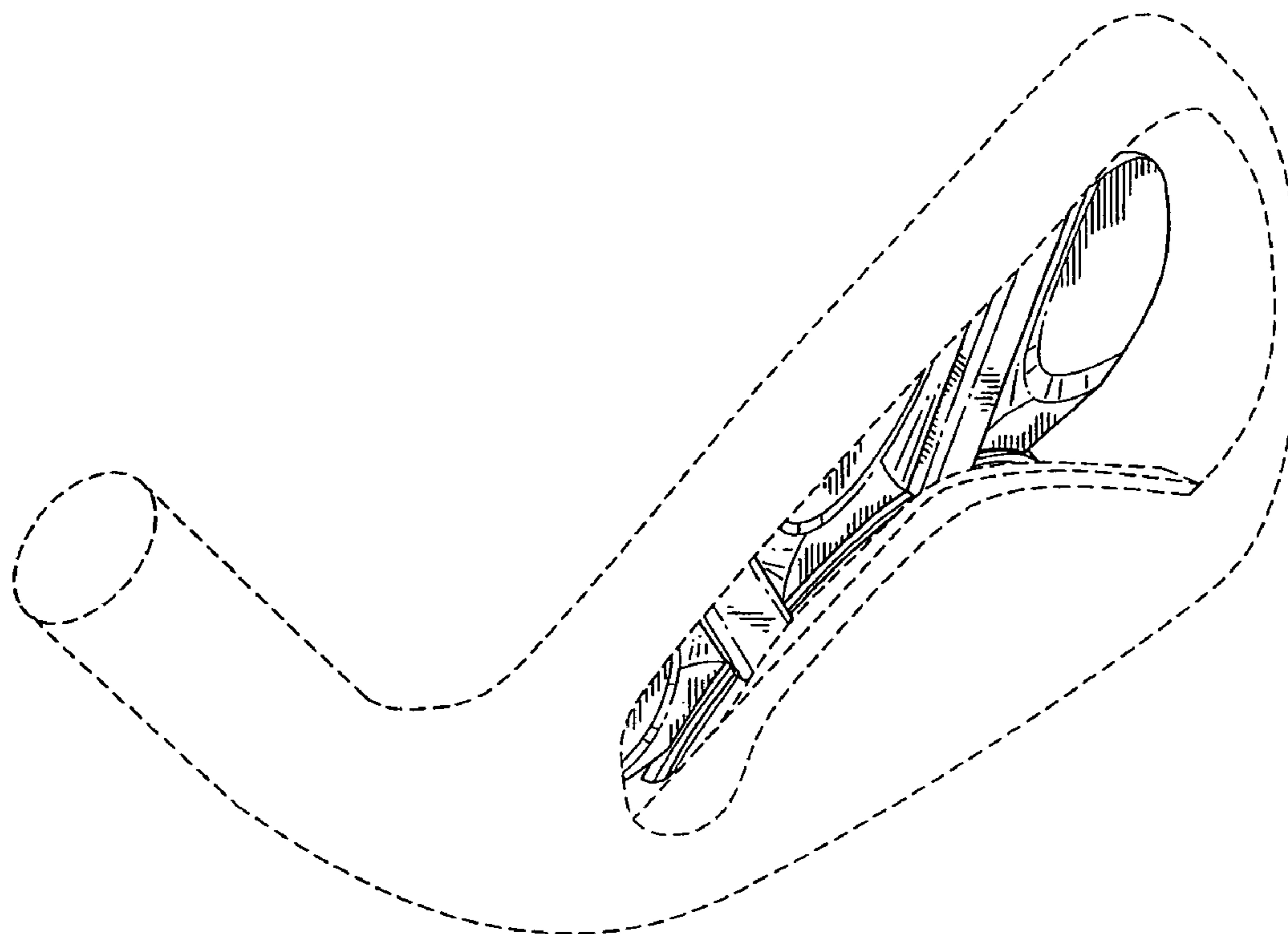
FIG. 2 is a rear view thereof.

FIG. 3 is a bottom rear perspective view from the toe side thereof; and,

FIG. 4 is a bottom rear perspective view from the heel side thereof.

The broken line showing of is included for the purpose of illustrating and forms no part of the claimed design.

1 Claim, 2 Drawing Sheets



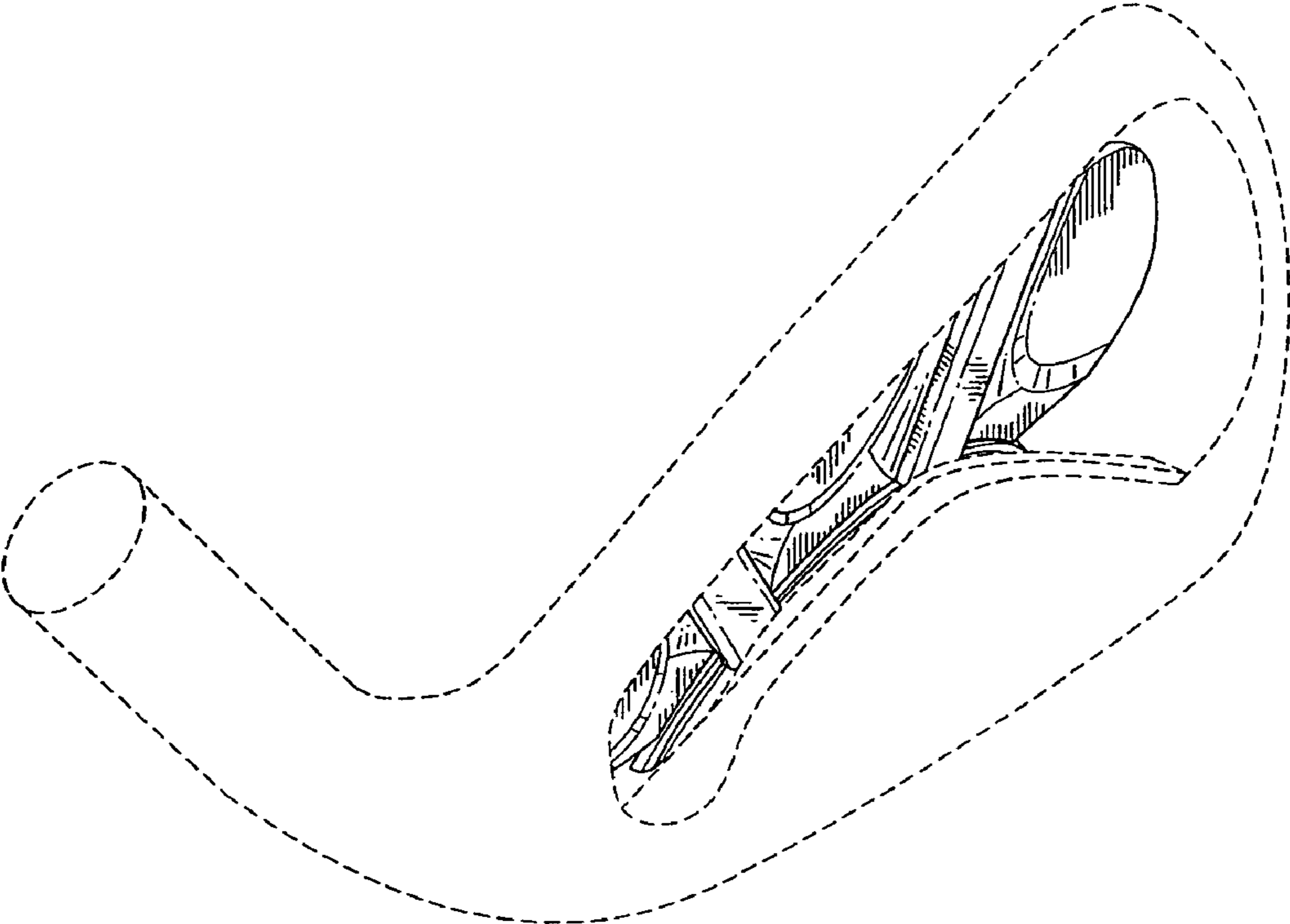


FIG. 1

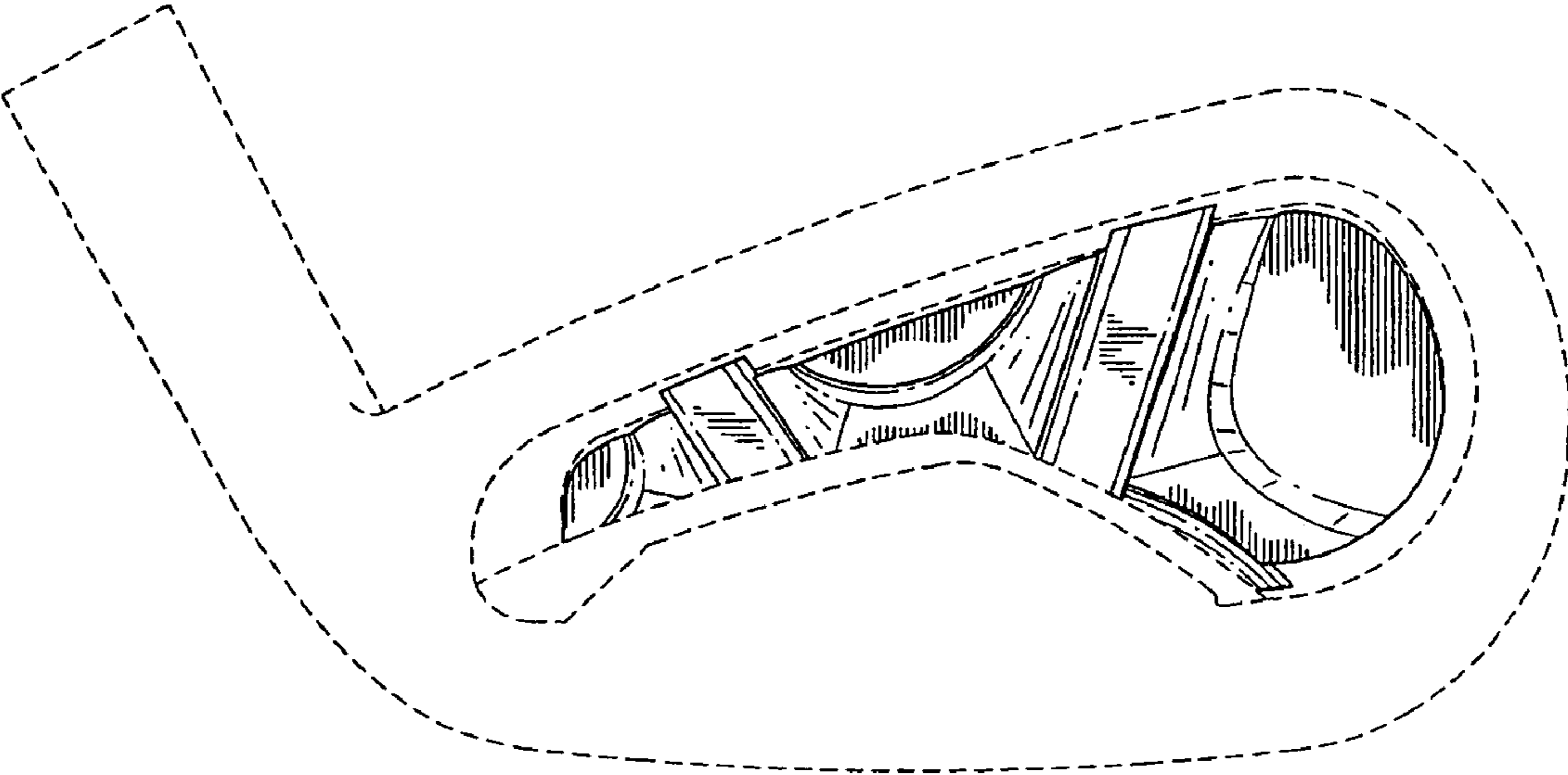


FIG. 2

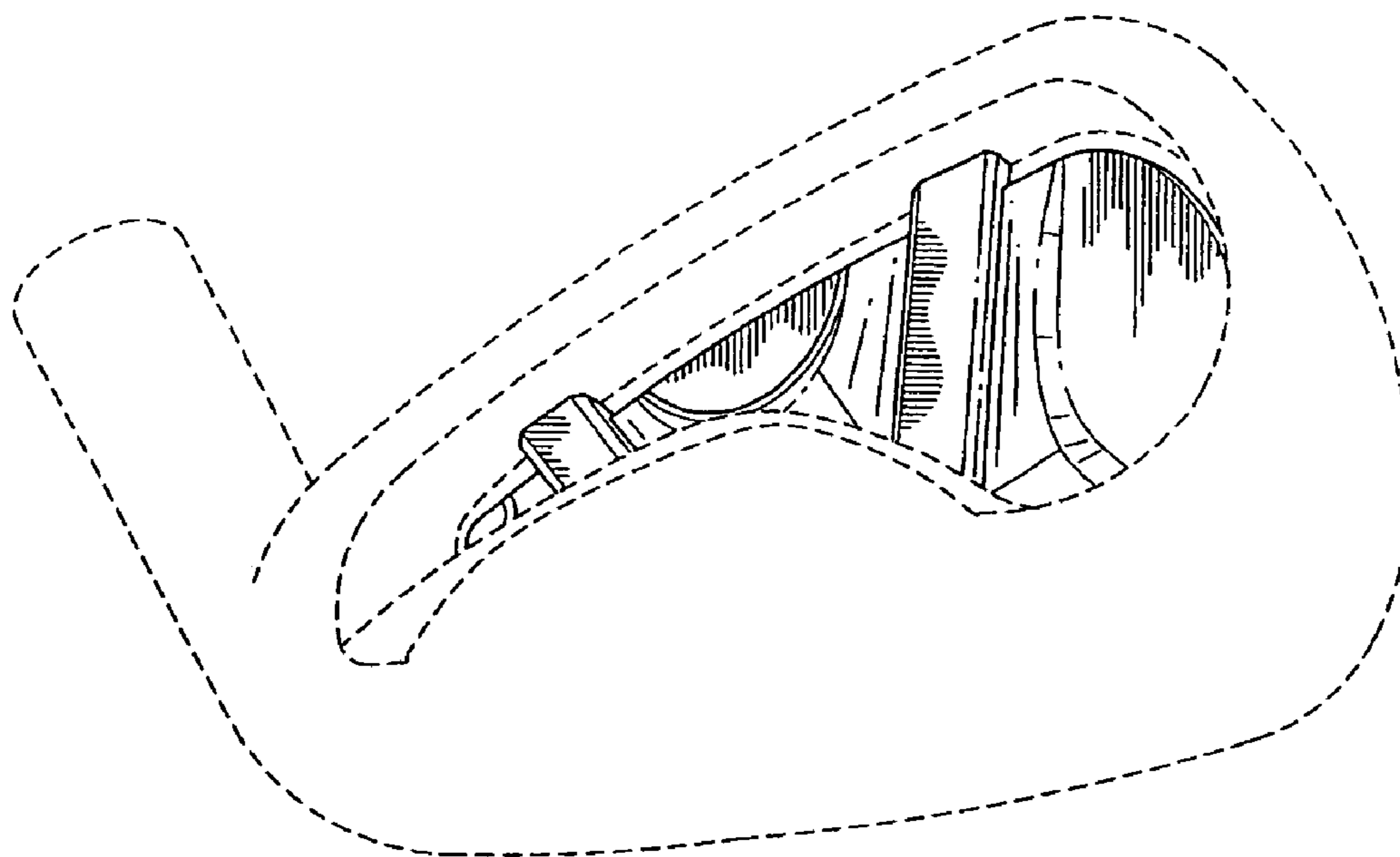


FIG. 3

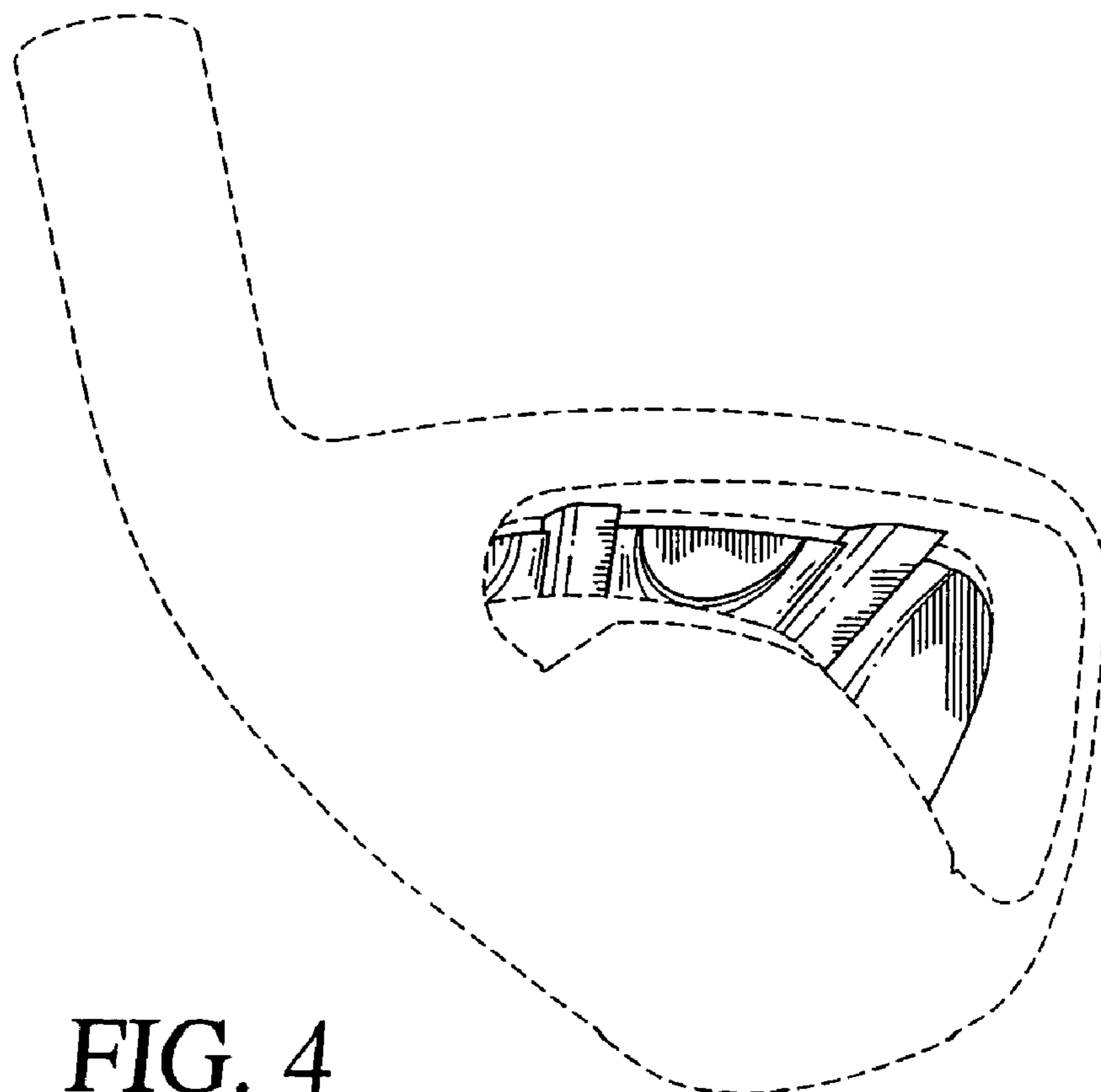


FIG. 4