



US00D554214S

(12) **United States Design Patent**
Chen et al.

(10) **Patent No.:** **US D554,214 S**
(45) **Date of Patent:** **** Oct. 30, 2007**

(54) **GOLF CLUB FACE**
(75) Inventors: **Xiaojian Chen**, Phoenix, AZ (US);
Anthony D. Serrano, Phoenix, AZ
(US)
(73) Assignee: **Karsten Manufacturing Corporation**,
Phoenix, AZ (US)

D511,361 S * 11/2005 Brookshire-Herron et al. . D21/
759
D513,052 S * 12/2005 Tuerschmann et al. D21/759
D521,585 S * 5/2006 Hasebe D21/759
D524,391 S * 7/2006 Hasebe D21/759
D530,763 S * 10/2006 Evans et al. D21/759
D534,977 S * 1/2007 Evans D21/759
D538,870 S * 3/2007 Chick et al. D21/759

(**) Term: **14 Years**

* cited by examiner

(21) Appl. No.: **29/261,867**

Primary Examiner—Mitchell Siegel
(74) *Attorney, Agent, or Firm*—Darrell F. Marquette

(22) Filed: **Jun. 21, 2006**

(57) **CLAIM**

(51) **LOC (8) Cl.** **21-02**
(52) **U.S. Cl.** **D21/759**
(58) **Field of Classification Search** D21/733,
D21/752, 759; 473/324–331, 343–346
See application file for complete search history.

The ornamental design for a golf club face, as shown and described.

DESCRIPTION

(56) **References Cited**

FIG. 1 is a perspective view of a golf club face showing our new design; and,

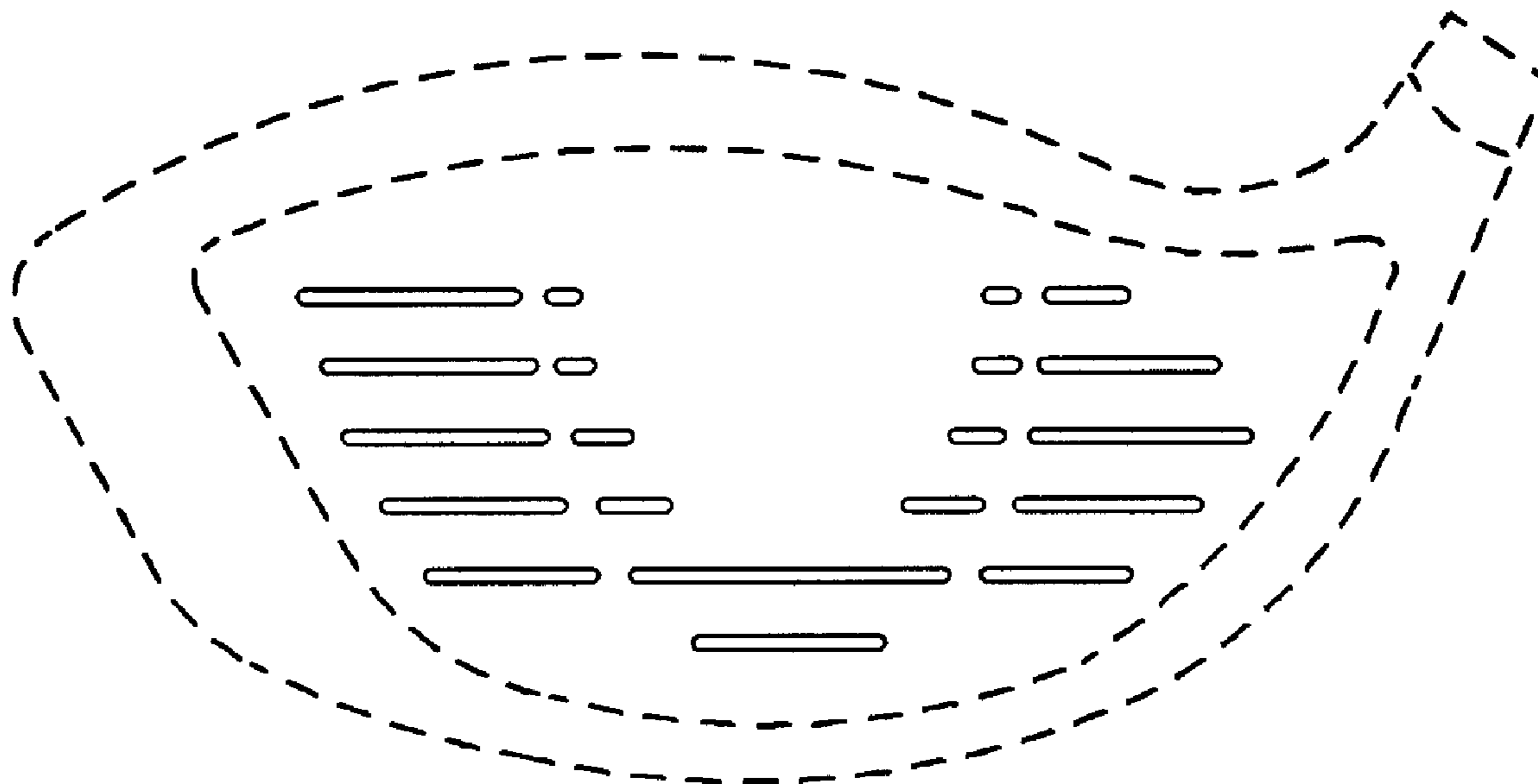
U.S. PATENT DOCUMENTS

FIG. 2 is a front elevational view of the golf club face shown in FIG. 1.

D405,492 S 2/1999 Kubica
D437,376 S 2/2001 Solheim
D443,323 S 6/2001 Solheim
D487,126 S 2/2004 Sanchez
D487,787 S * 3/2004 Cleveland et al. D21/759
D503,761 S 4/2005 Tuerschmann

The broken line showing of other portions of a golf club head is for illustrative purposes only and forms no part of the claimed design.

1 Claim, 1 Drawing Sheet



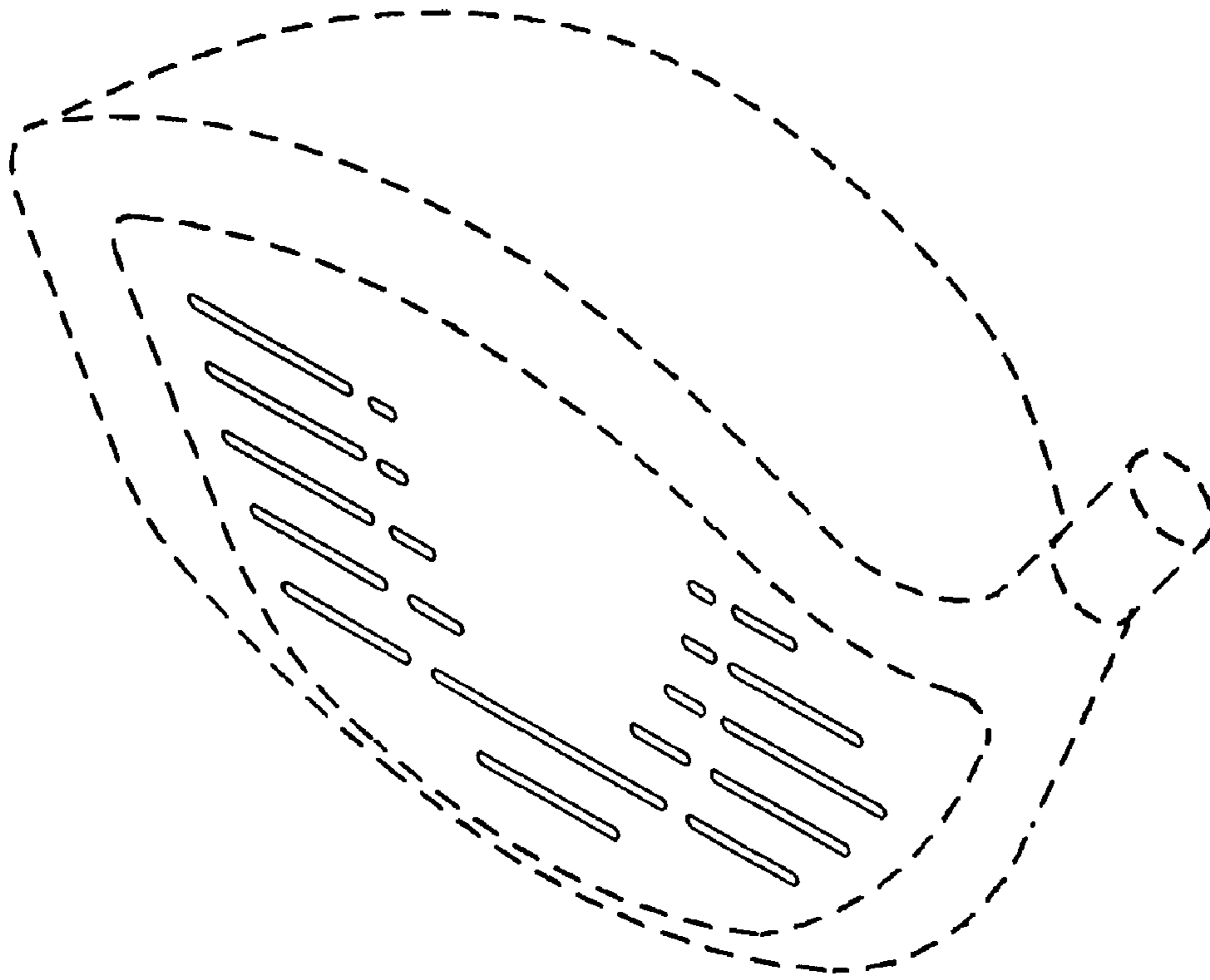


FIG. 1

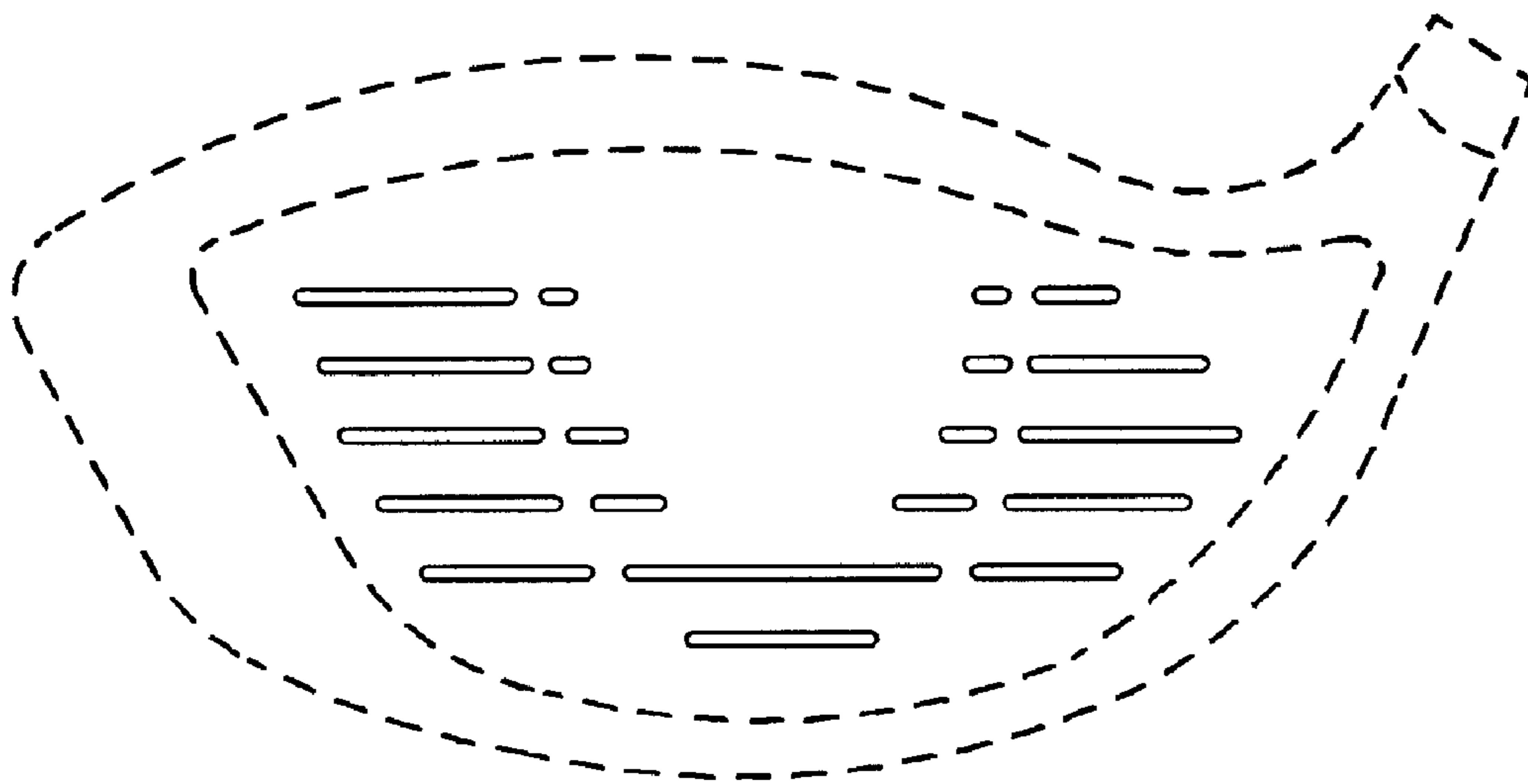


FIG. 2