



US00D554210S

(12) **United States Design Patent**
Severa et al.

(10) **Patent No.:** **US D554,210 S**

(45) **Date of Patent:** **** Oct. 30, 2007**

(54) **CENTRAL SIDE PORTIONS OF A SPORTS RACQUET**

D460,135 S *	7/2002	Lammer	D21/730
D469,487 S *	1/2003	Severa et al.	D21/729
D469,488 S *	1/2003	Severa et al.	D21/729
D502,517 S *	3/2005	Severa et al.	D21/729
D503,442 S *	3/2005	Severa et al.	D21/730

(75) Inventors: **William D. Severa**, Darien, IL (US);
Donald G. Loeffler, Gilberts, IL (US);
Antoine Ballon, Chicago, IL (US);
Ronald R. Rocchi, Naperville, IL (US);
Paul Terry, Park City, UT (US)

* cited by examiner

Primary Examiner—Mitchell Siegel

(74) *Attorney, Agent, or Firm*—Terence P. O'Brien

(73) Assignee: **Wilson Sporting Goods Co.**, Chicago, IL (US)

(57) **CLAIM**

(**) Term: **14 Years**

We claim the ornamental design for central side portions of a sports racquet, as shown and described.

(21) Appl. No.: **29/268,876**

DESCRIPTION

(22) Filed: **Nov. 14, 2006**

FIG. 1 is a front perspective view of the central side portions of a sports racquet;

(51) **LOC (8) Cl.** **21-02**

FIG. 2 is a front view of the sports racquet of FIG. 1;

(52) **U.S. Cl.** **D21/727**

FIG. 3 is a first side view of the sports racquet of FIG. 1;

(58) **Field of Classification Search** D21/729–732,
D21/753; 473/524–557

FIG. 4 is a second side view of the sports racquet of FIG. 1 opposite the first side view; and,

See application file for complete search history.

FIG. 5 is a bottom view of the sports racquet of FIG. 1.

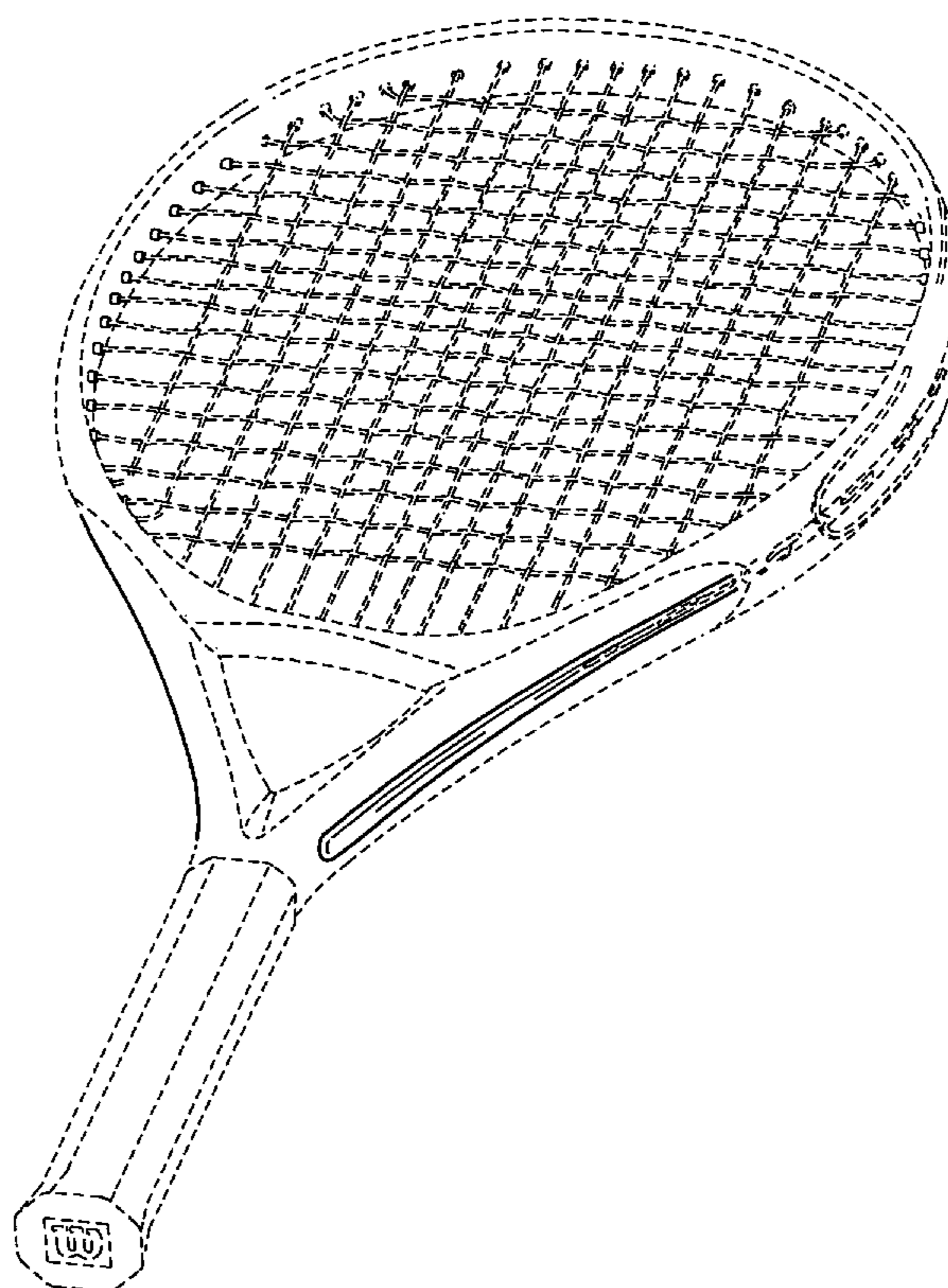
(56) **References Cited**

The ornamental design that is claimed is shown in solid lines in the drawings. The broken (dashed) lines shown in FIGS. 1 through 5 are included for the purpose of illustrating environmental elements only and form no part of the claimed design.

U.S. PATENT DOCUMENTS

D247,189 S *	2/1978	Charpentier	D21/730
D253,418 S *	11/1979	Cosmos, Sr. et al.	D21/730
D330,925 S *	11/1992	Janes	D21/730
5,467,982 A *	11/1995	Tseng	473/540
D407,128 S *	3/1999	Ryu et al.	D21/729

1 Claim, 4 Drawing Sheets



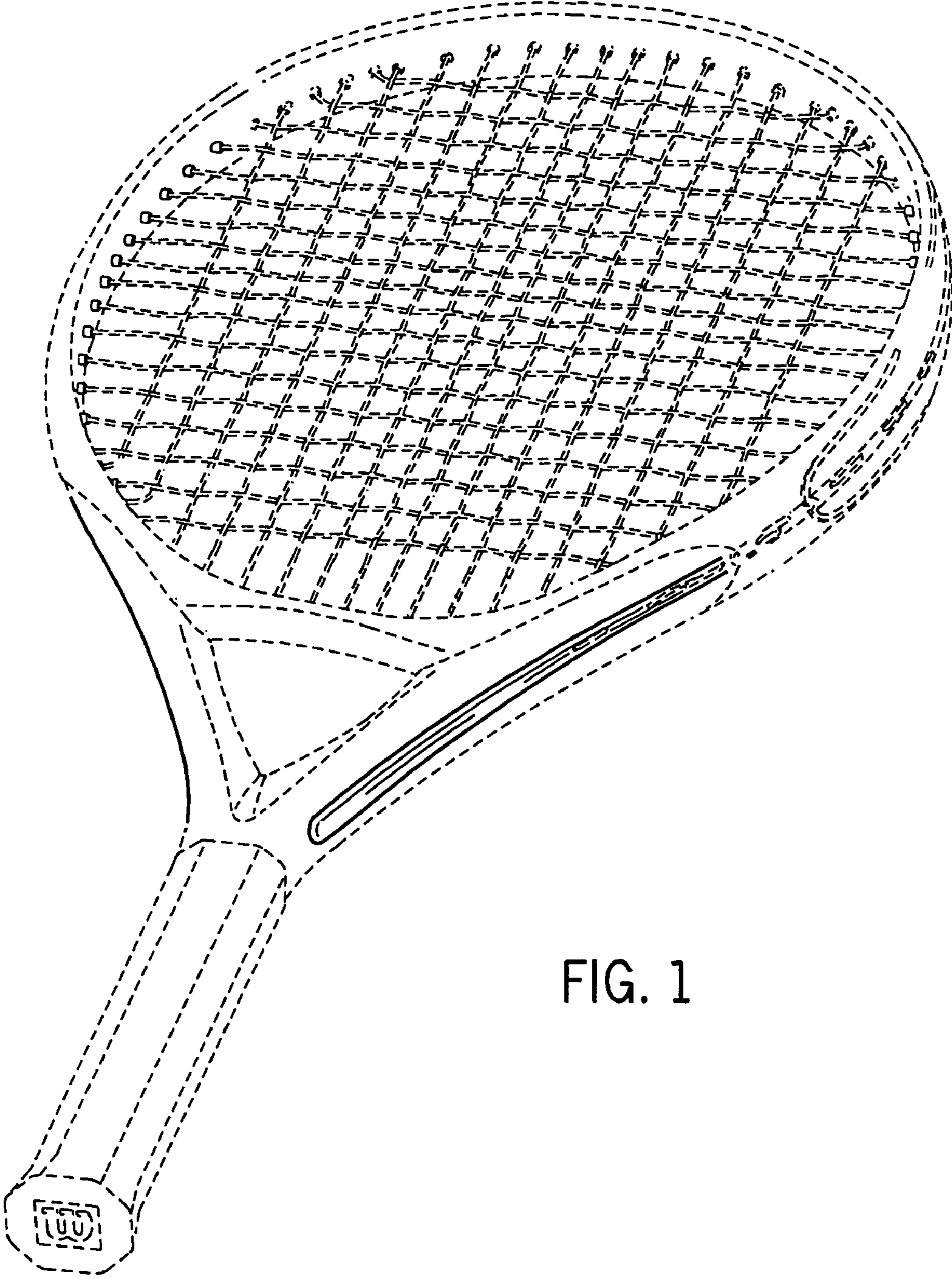


FIG. 1




FIG. 2

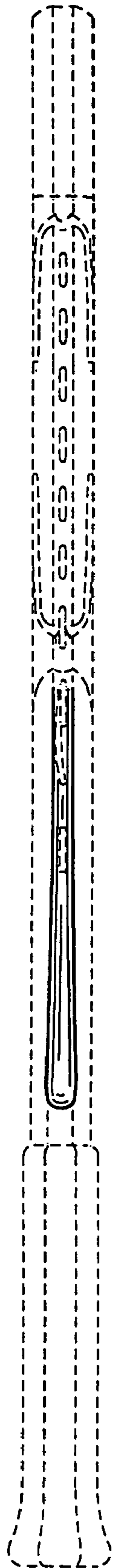


FIG. 3

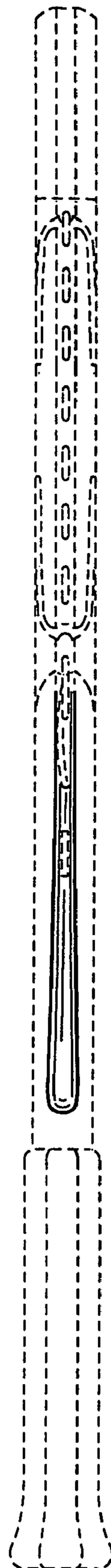


FIG. 4



FIG. 5