



US00D554208S

(12) **United States Design Patent**
Palaszek

(10) **Patent No.:** **US D554,208 S**

(45) **Date of Patent:** **** Oct. 30, 2007**

(54) **YOGA MAT**

(76) Inventor: **Karen Palaszek**, 4554 Loggers Run,
NE., Grand Rapids, MI (US) 49525

(**) Term: **14 Years**

(21) Appl. No.: **29/228,806**

(22) Filed: **Apr. 28, 2005**

(51) **LOC (8) Cl.** **21-01**

(52) **U.S. Cl.** **D21/662**

(58) **Field of Classification Search** D21/662,
D21/686, 792, 797-798; D6/595-596; 482/23,
482/80, 84, 148; D24/183; 5/630, 632,
5/731

See application file for complete search history.

(56) **References Cited**

U.S. PATENT DOCUMENTS

1,904,039	A *	4/1933	Bruder	606/240
D246,816	S *	1/1978	Tam et al.	D6/596
D247,209	S *	2/1978	Woog	D6/596
4,207,635	A *	6/1980	Leroy	5/656
4,210,322	A *	7/1980	Pritchard	482/23
D267,028	S *	11/1982	Spisak	D21/686
4,665,573	A *	5/1987	Fiore	5/731
4,829,615	A *	5/1989	Raymond	5/731
D347,541	S *	6/1994	Cook	D6/601
D430,627	S *	9/2000	Bergman	D21/686
6,387,013	B1 *	5/2002	Marquez	482/23
D479,082	S *	9/2003	Daughtery et al.	D6/596
D503,579	S *	4/2005	Covert	D6/601
6,935,382	B2 *	8/2005	Buckley	139/391
7,108,635	B2 *	9/2006	Howlett-Campanella	482/23
2001/0034288	A1 *	10/2001	Howlett-Campanella	482/23

2002/0142888	A1 *	10/2002	Marques	482/23
2005/0192158	A1 *	9/2005	Edwards	482/23
2006/0040811	A1 *	2/2006	Foster	482/142
2006/0073305	A1 *	4/2006	Kole	428/80
2006/0160672	A1 *	7/2006	Appleby	482/84

* cited by examiner

Primary Examiner—Philip S. Hyder

Assistant Examiner—RoseLynne (Ulm) Cody

(74) *Attorney, Agent, or Firm*—Price Heneveld Cooper
DeWitt & Litton LLP

(57) **CLAIM**

I claim the ornamental design for the yoga mat, as shown.

DESCRIPTION

FIG. 1 is a perspective view showing the front, top, and side of the yoga mat of the present invention;

FIG. 2 is an elevational view of the top side of the yoga mat of the present invention;

FIG. 3 is an elevational view of one of the ends of the yoga mat of the present invention;

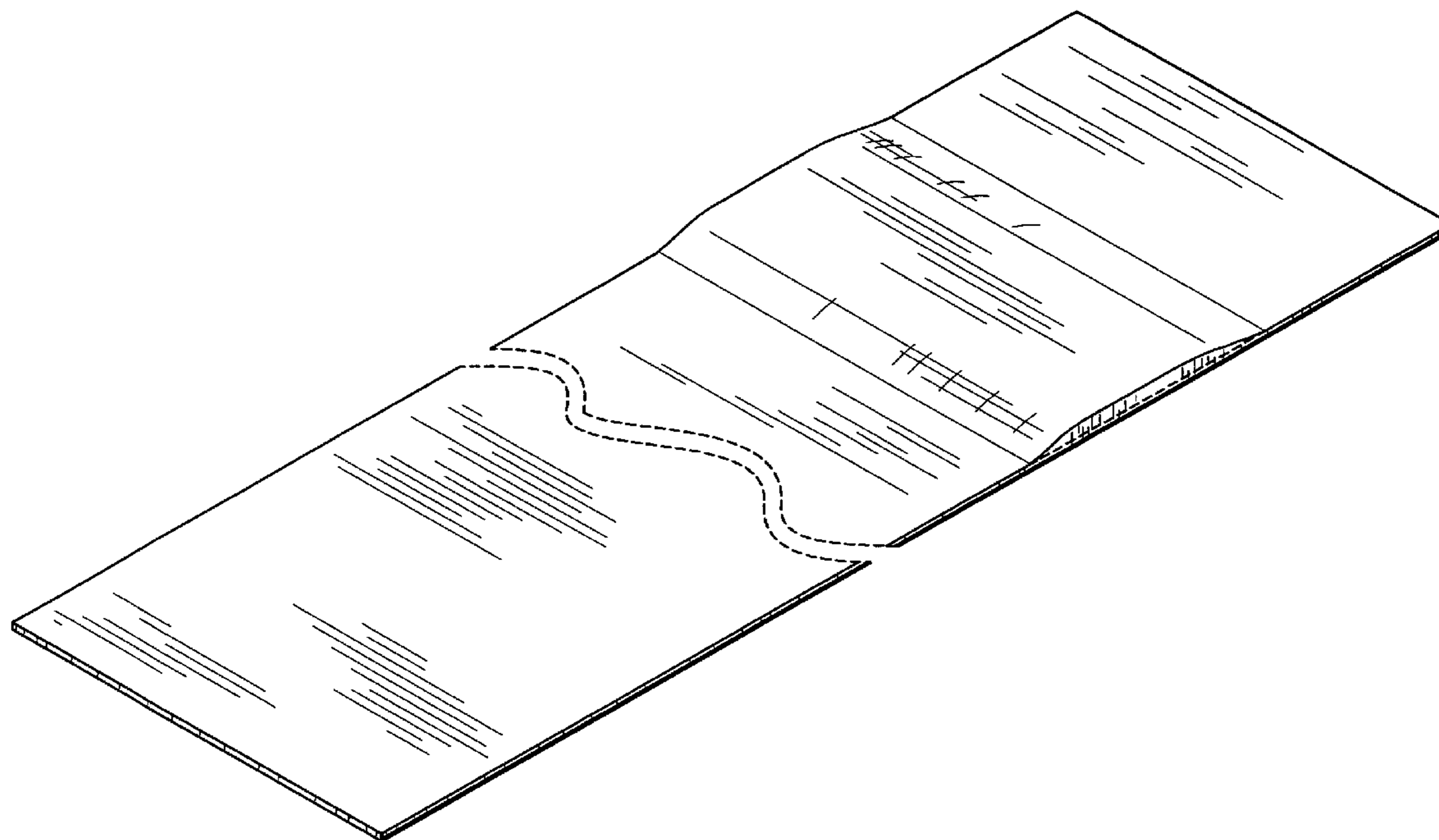
FIG. 4 is an elevational view of one of the sides of the yoga mat of the present invention; and,

FIG. 5 is an elevational view of the bottom side of the yoga mat of the present invention.

The broken lines shown are for illustrative purposes only and form no part of the claimed design.

The portion of the design which is of no defined length is shown fragmentarily for ease of illustration.

1 Claim, 3 Drawing Sheets



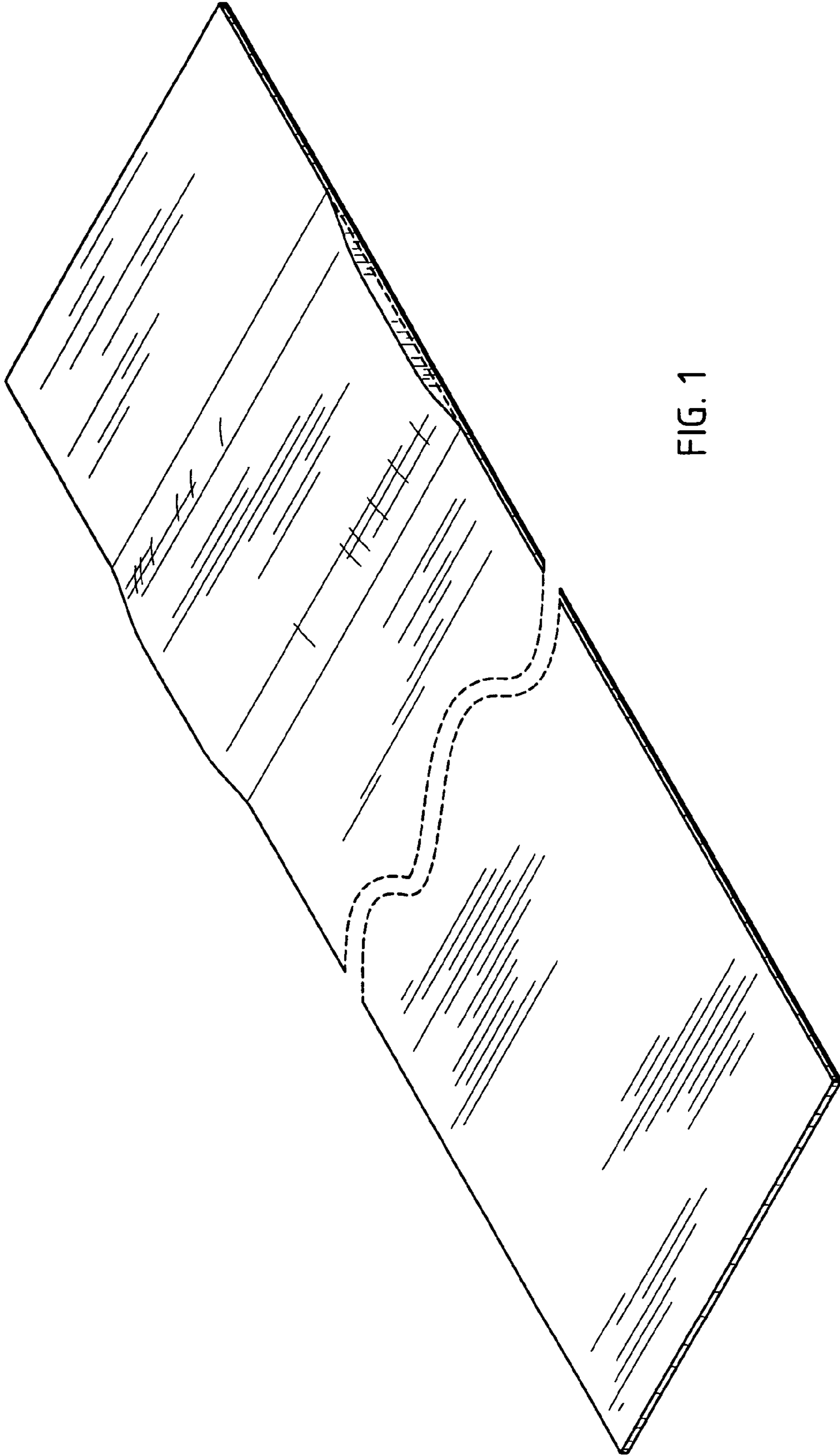


FIG. 1

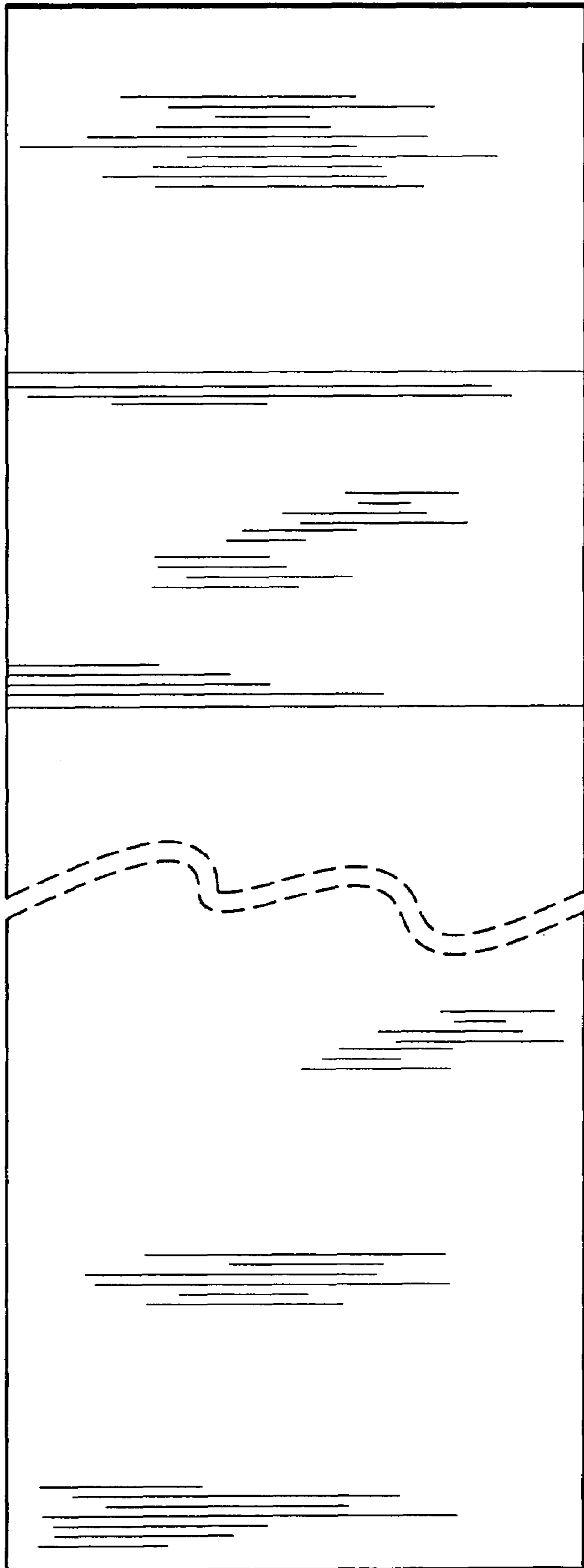


FIG. 2



FIG. 3



FIG. 4

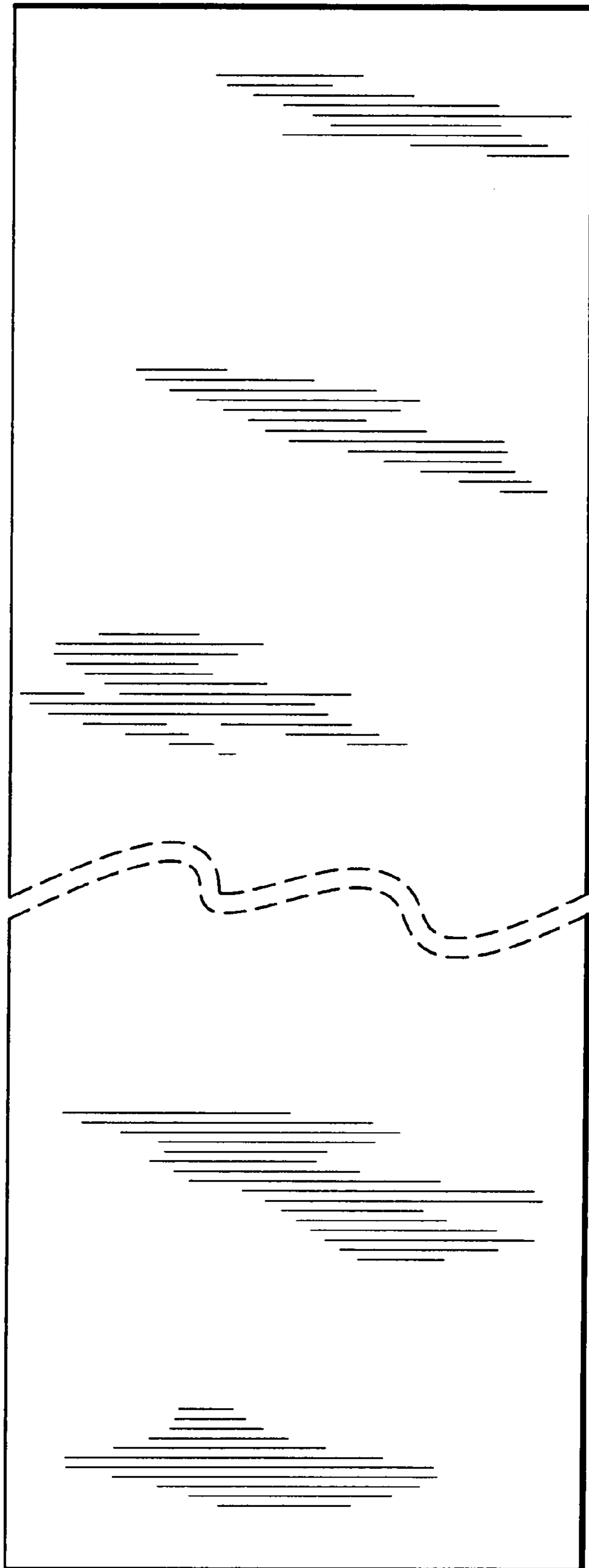


FIG. 5