



US00D554183S

(12) **United States Design Patent**
Paulus et al.

(10) **Patent No.:** **US D554,183 S**
(45) **Date of Patent:** **** Oct. 30, 2007**

(54) **LIQUID CORRECTION PEN**

(75) Inventors: **Lutz Paulus**, Neuss (DE); **Anja Jansen**, Ratingen (DE); **Timo Beer**, Muelheim (DE); **Ernst Wedekind**, Cologne (DE)

(73) Assignee: **Henkel Kommanditgesellschaft auf Aktien**, Duesseldorf (DE)

(**) Term: **14 Years**

(21) Appl. No.: **29/264,338**

(22) Filed: **Aug. 8, 2006**

(30) **Foreign Application Priority Data**

Feb. 9, 2006 (EM) 000477476

(51) **LOC (8) Cl.** **19-06**

(52) **U.S. Cl.** **D19/53; D19/66**

(58) **Field of Classification Search** D19/35, D19/36, 41-51, 53-57, 66; 24/11 R, 11 F, 24/11 P; 401/52, 99, 100, 104, 105, 106, 401/107, 108, 109, 192, 195, 196, 202, 260, 401/262, 264; 222/212

See application file for complete search history.

(56) **References Cited**

U.S. PATENT DOCUMENTS

- D436,879 S * 1/2001 Deguchi et al. D10/104
- D439,613 S * 3/2001 Ham D19/43
- 6,273,627 B1 * 8/2001 Mittersinker et al. 401/117
- D452,529 S * 12/2001 Tsuchida D19/66
- D465,809 S * 11/2002 Deluca et al. D19/50

- D472,578 S * 4/2003 Plantz et al. D19/51
- D477,025 S * 7/2003 Morrow D19/51
- 6,755,584 B2 * 6/2004 O'Brien et al. 401/117
- 7,097,377 B1 * 8/2006 Rigoni 401/195
- 7,180,509 B2 * 2/2007 Fermgard et al. 345/179
- D541,338 S * 4/2007 Wang D19/43
- 7,210,869 B2 * 5/2007 Kageyama et al. 401/18
- 7,239,306 B2 * 7/2007 Fahraeus et al. 345/179

FOREIGN PATENT DOCUMENTS

WO DM/063754 * 4/2003

* cited by examiner

Primary Examiner—Elizabeth A. Albert

(74) *Attorney, Agent, or Firm*—Stephen D. Harper; Glenn E. J. Murphy

(57) **CLAIM**

The ornamental design for a liquid correction pen, as shown and described.

DESCRIPTION

FIG. 1 is a top left perspective view of a liquid correction pen according to the new design;

FIG. 2 is a front elevation view thereof;

FIG. 3 is a rear elevation view thereof;

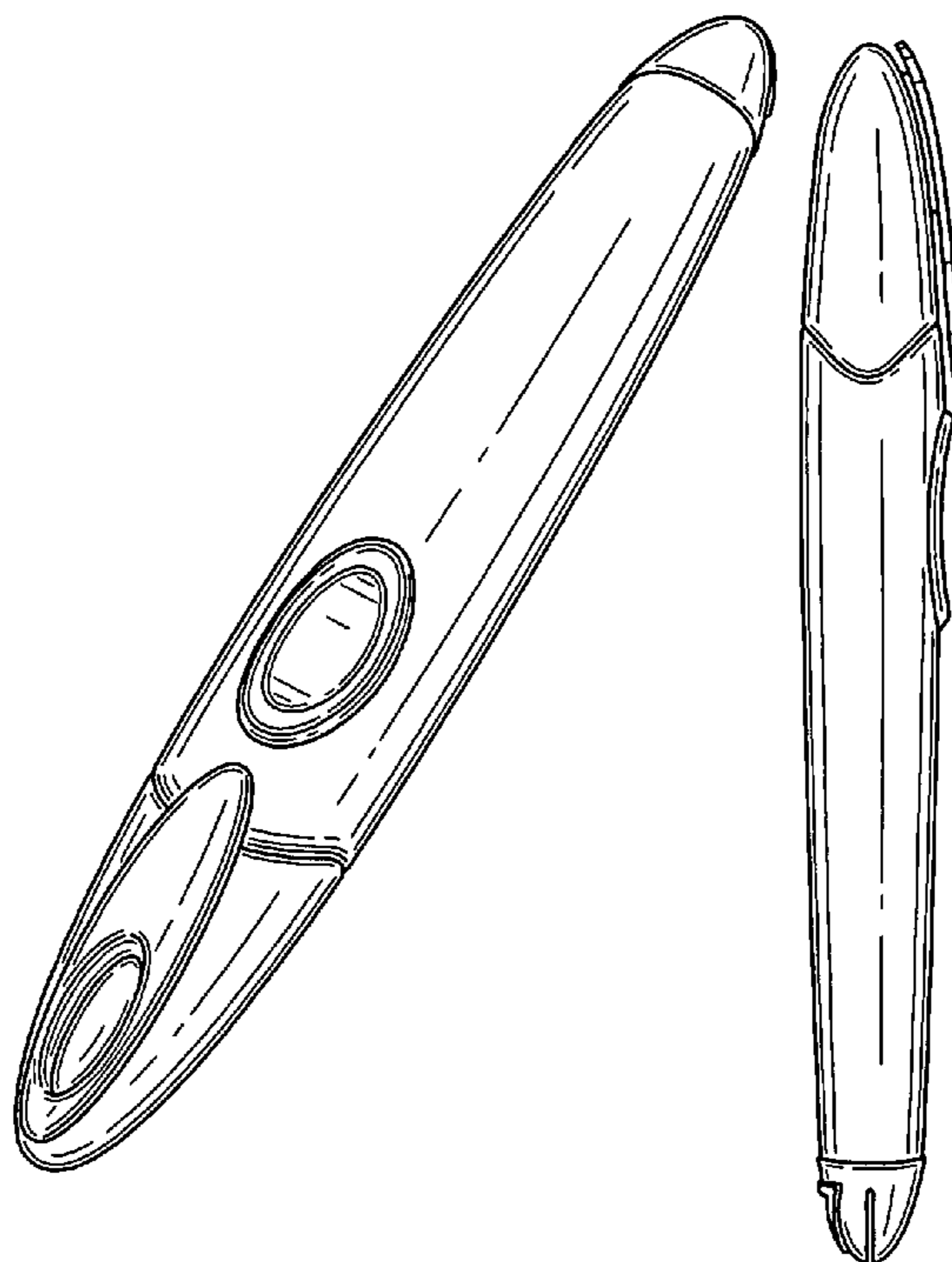
FIG. 4 is a right elevation view thereof;

FIG. 5 is a left elevation view thereof;

FIG. 6 is a top plan view thereof; and,

FIG. 7 is a bottom plan view thereof.

1 Claim, 4 Drawing Sheets



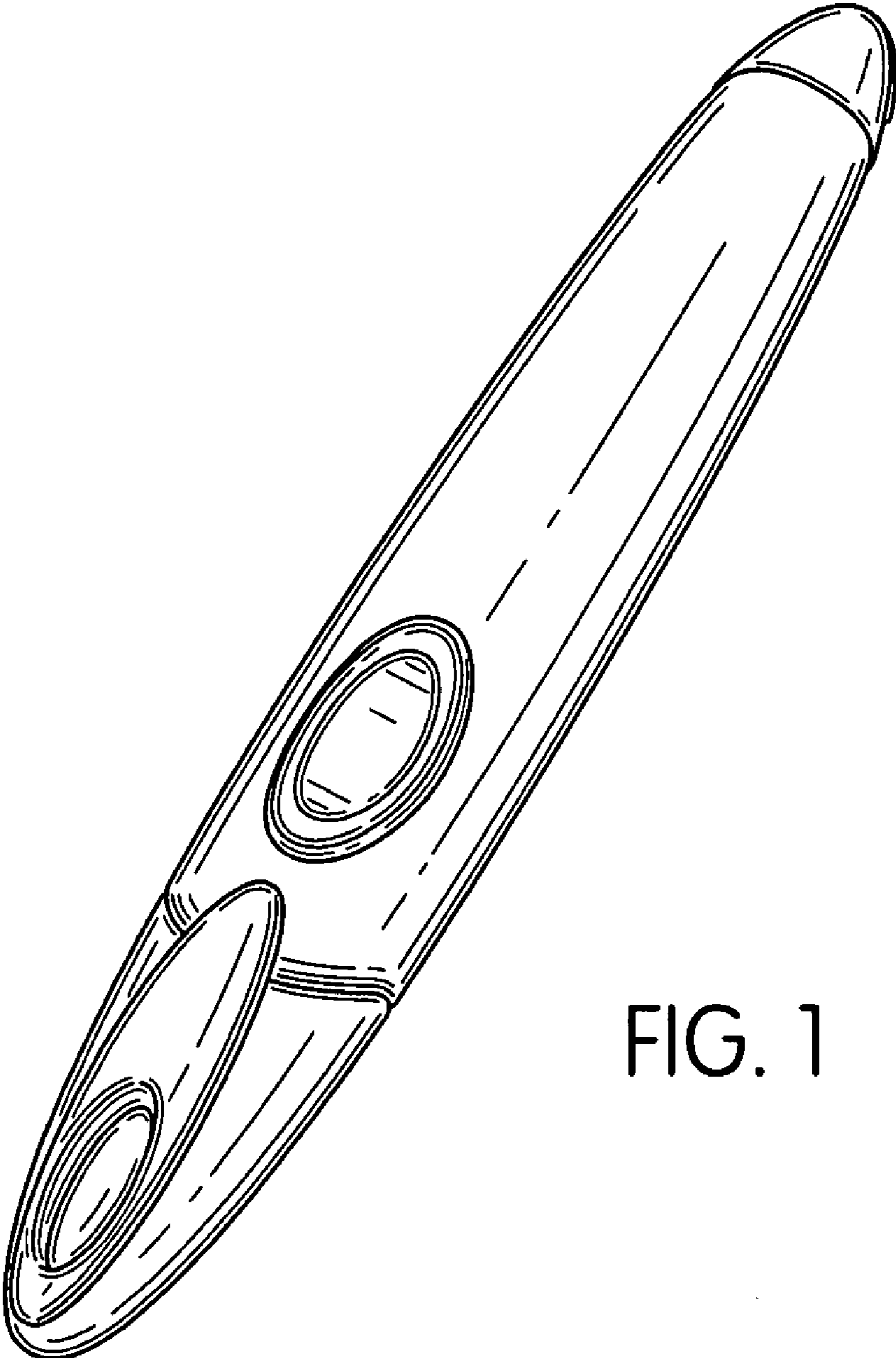


FIG. 1

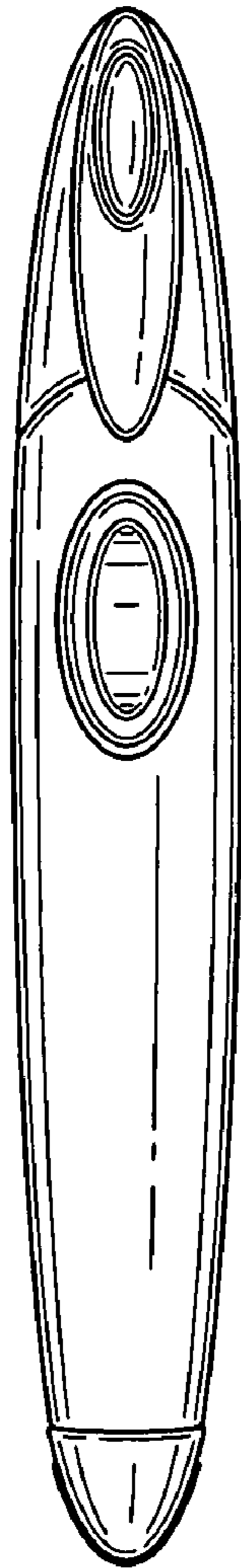


FIG. 2

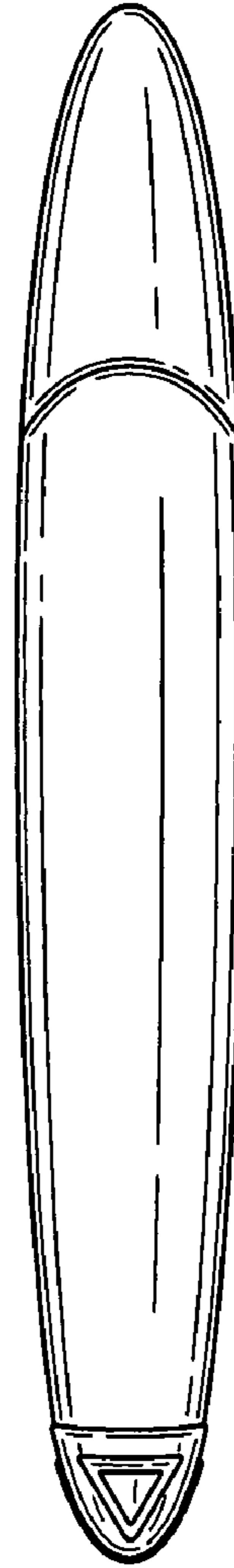


FIG. 3

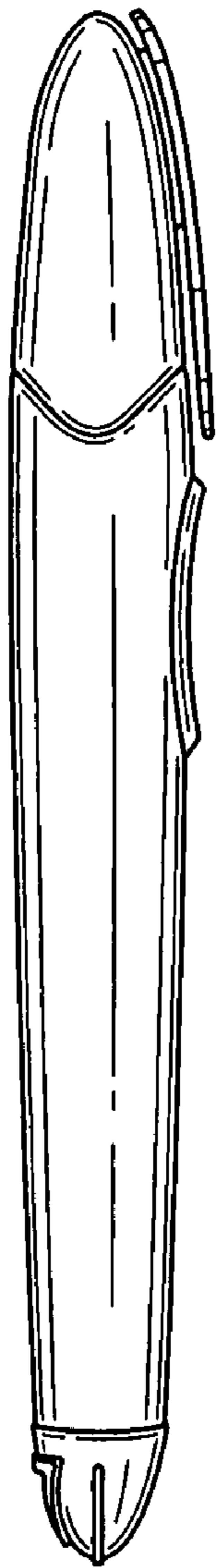


FIG. 4

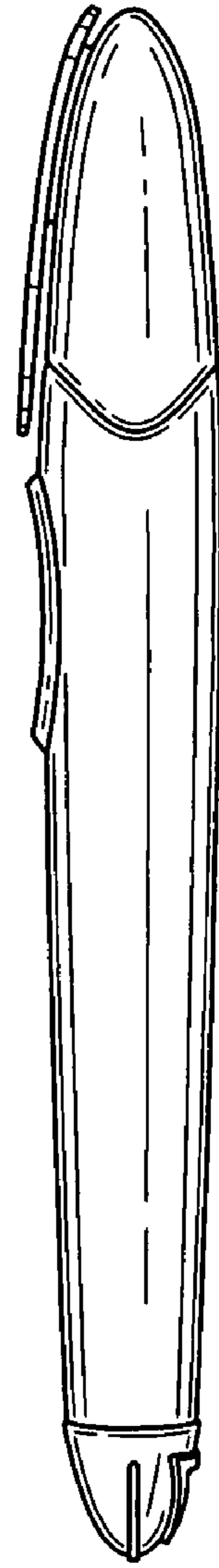


FIG. 5

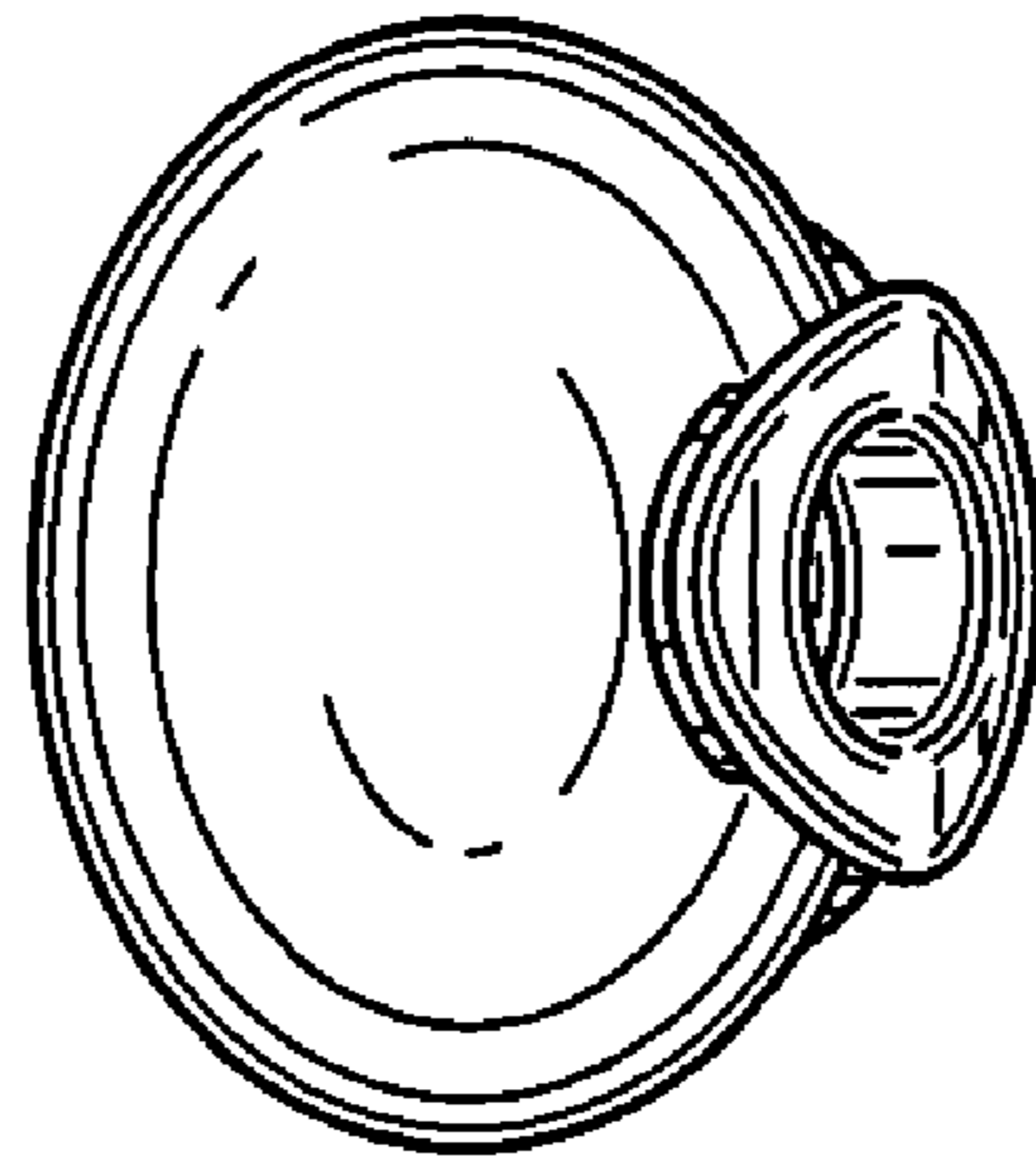


FIG. 6

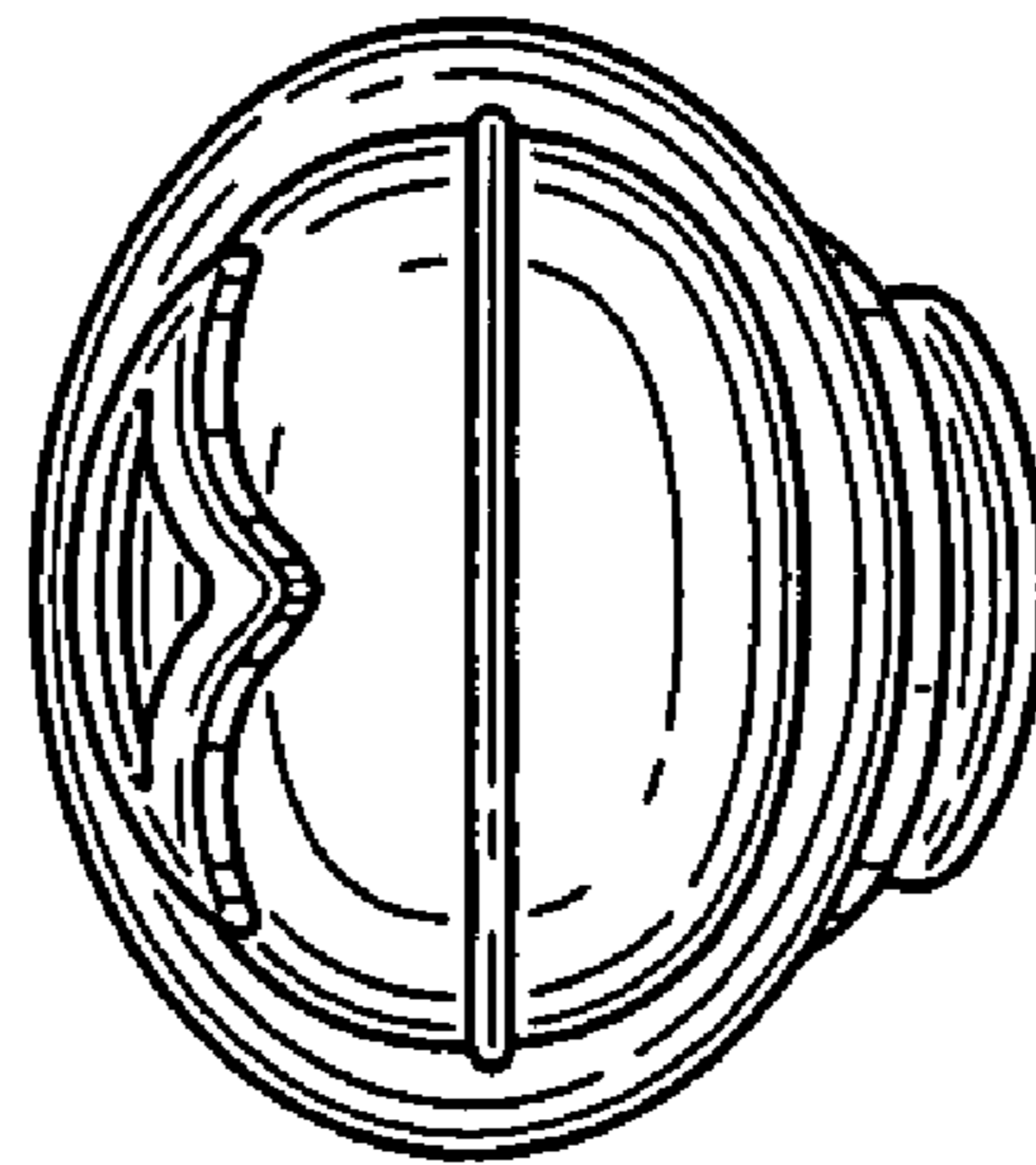


FIG. 7