



US00D554140S

(12) **United States Design Patent** (10) **Patent No.:** **US D554,140 S**  
**Armendariz** (45) **Date of Patent:** **\*\* Oct. 30, 2007**

(54) **USER INTERFACE FOR A PORTION OF A DISPLAY SCREEN**  
(75) Inventor: **Nerea Armendariz**, Seattle, WA (US)  
(73) Assignee: **Microsoft Corporation**, Redmond, WA (US)  
(\*\*) Term: **14 Years**  
(21) Appl. No.: **29/246,936**  
(22) Filed: **May 22, 2006**  
(51) **LOC (8) Cl.** ..... **14-04**  
(52) **U.S. Cl.** ..... **D14/487**  
(58) **Field of Classification Search** ..... D14/485-495;  
D19/6; D20/11; 715/700-867, 973-977  
See application file for complete search history.

(56) **References Cited**

**U.S. PATENT DOCUMENTS**

5,615,347 A \* 3/1997 Davis et al. .... 715/833  
D424,543 S \* 5/2000 Hodgson ..... D14/487  
D426,209 S \* 6/2000 Hodgson ..... D14/487  
6,489,978 B1 \* 12/2002 Gong et al. .... 715/845  
6,760,007 B2 \* 7/2004 Iizuka et al. .... 345/157  
D501,214 S \* 1/2005 Melander et al. .... D14/487  
D518,829 S \* 4/2006 Hally et al. .... D14/486  
D525,984 S \* 8/2006 Hally et al. .... D14/487  
D534,177 S \* 12/2006 Gusmorino et al. .... D14/485  
7,187,884 B2 \* 3/2007 Bardolatzy et al. .... 399/81  
D539,809 S \* 4/2007 Totten et al. .... D14/487  
2002/0012526 A1 \* 1/2002 Sai et al. .... 345/719

2003/0038832 A1 \* 2/2003 Sobol ..... 345/722  
2004/0021678 A1 \* 2/2004 Ullah et al. .... 345/700  
2005/0086612 A1 \* 4/2005 Gettman et al. .... 715/848  
2005/0108645 A1 \* 5/2005 Prentice et al. .... 715/722  
2005/0183017 A1 \* 8/2005 Cain ..... 715/719  
2006/0143567 A1 \* 6/2006 Chiu et al. .... 715/720  
2006/0156236 A1 \* 7/2006 Heller et al. .... 715/716  
2006/0218505 A1 \* 9/2006 Compton et al. .... 715/781  
2007/0038931 A1 \* 2/2007 Allaire et al. .... 715/526

\* cited by examiner

*Primary Examiner*—Cathron C. Brooks  
*Assistant Examiner*—Deanna Fluegeman  
(74) *Attorney, Agent, or Firm*—Banner & Witcoff, Ltd.


(57) **CLAIM**

The ornamental design for a user interface for a portion of a display screen, as shown and described.

**DESCRIPTION**

FIG. 1 is a front view of a user interface for a portion of a display screen showing my new design; and, FIG. 2 is an enlarged view of the shaded region in FIG. 1. The broken line bounding the shaded region represents an unclaimed boundary of the design. The broken line showing of various regions and the unshaded areas there within form no part of the claimed design. The broken line showing of the display screen is for illustrative purposes only and forms no part of the claimed design.

**1 Claim, 2 Drawing Sheets**






FIG. 1




FIG. 2