



US00D554135S

(12) **United States Design Patent**
Lim et al.

(10) **Patent No.:** **US D554,135 S**

(45) **Date of Patent:** **** Oct. 30, 2007**

(54) **THERMAL INSULATING BOARD FOR A LAPTOP COMPUTER**

D401,724 S * 11/1998 Whiteside et al. D34/23
5,893,540 A 4/1999 Scott

(75) Inventors: **Michael Z. Lim**, 6507 Pacific Ave.,
Playa Del Rey, CA (US) 90293;
Gregory Becker, Redondo Beach, CA
(US)

(Continued)

OTHER PUBLICATIONS

(73) Assignee: **Michael Z. Lim**, Playa del Rey, CA
(US)

The iGo ERGOSTAND, <http://www.mobilityelectronics.com/accessories/ErgoStand.htm>, Jun. 10, 2004.

The MaCally icepad, <http://www.macally.com/spec/specialities/accessories/icepad.html>, Jun. 10, 2004.

Lapmate Portable Desk Advertisement, Sep. 24, 2003.

TARGUS, Targus Notebook Chill mat, Cools Notebook and Protects Desk Surface from Heat, package insert pages, Product No. PA248U, Bar Code No. 092636-110772, Made in China, 2004, Targus Group International, Inc. and Targus Inc., Anaheim, California 92806, <http://www.targus.com.au>.

(**) Term: **14 Years**

Primary Examiner—M. H. Tung

Assistant Examiner—Susan Moon Lee

(21) Appl. No.: **29/242,916**

(74) *Attorney, Agent, or Firm*—Fulwider Patton LLP

(22) Filed: **Nov. 16, 2005**

(51) **LOC (8) Cl.** **08-07**

(52) **U.S. Cl.** **D14/447**

(58) **Field of Classification Search** D6/406.6,
D6/406.3, 449, 511; D14/451, 447; D34/23,
D34/17, 12, 28, 38; 280/32.5–32.6, 79.11;
248/346.01, 346.02, 205.2, 346.06; 336/65;
108/56.1, 901, 57.28, 57.31; 361/679–687,
361/724–727; 428/462, 216, 236, 458

See application file for complete search history.

(57) **CLAIM**

The ornamental design for a thermal insulating board for a laptop computer, as shown and described.

(56) **References Cited**

U.S. PATENT DOCUMENTS

- D173,318 S * 10/1954 Levenhagen D7/554.3
- 3,598,164 A * 8/1971 August 269/13
- D266,507 S * 10/1982 Cavanagh D14/251
- D274,730 S * 7/1984 Hovey et al. D14/451
- D282,043 S * 1/1986 Morin D7/552.2
- 5,143,341 A 9/1992 Juster
- D334,304 S * 3/1993 Gilman D6/449
- D338,882 S * 8/1993 Reiter D14/447
- 5,263,423 A 11/1993 Anderson
- 5,308,688 A 5/1994 Holmquist
- 5,340,075 A 8/1994 Schriener
- D376,787 S * 12/1996 Calfee D14/451
- 5,593,128 A 1/1997 Odom et al.
- 5,623,869 A 4/1997 Moss et al.
- 5,685,441 A * 11/1997 Calfee 211/194
- D390,314 S * 2/1998 Chen D34/23

DESCRIPTION

FIG. 1 is a top perspective view of the upper surface of a thermal insulating board for a laptop computer according to the present invention;

FIG. 2 is another top perspective view thereof wherein a laptop computer is illustrated in broken lines and is not claimed;

FIG. 3 is a bottom perspective view thereof;

FIG. 4 is a bottom view;

FIG. 5 is a top view; and


FIG. 6 is a front view thereof;

FIG. 7 is a rear view thereof;

FIG. 8 is a side view thereof; and,

FIG. 9 is the opposite side view thereof.

1 Claim, 4 Drawing Sheets



US D554,135 S

Page 2

U.S. PATENT DOCUMENTS

5,927,669	A	7/1999	Sassman	6,474,614	B2	11/2002	MacEachern
5,937,765	A	8/1999	Stirling	D468,747	S *	1/2003	Kwon D14/451
6,062,522	A	5/2000	Svegliato	6,529,369	B1	3/2003	Zarek et al.
6,239,971	B1 *	5/2001	Yu et al. 361/695	D473,562	S *	4/2003	Russell D14/447
6,305,652	B1	10/2001	Borke et al.	D473,563	S *	4/2003	Russell D14/447
6,368,693	B1	4/2002	Livingstone et al.	6,568,650	B2	5/2003	Helmetsie et al.

* cited by examiner

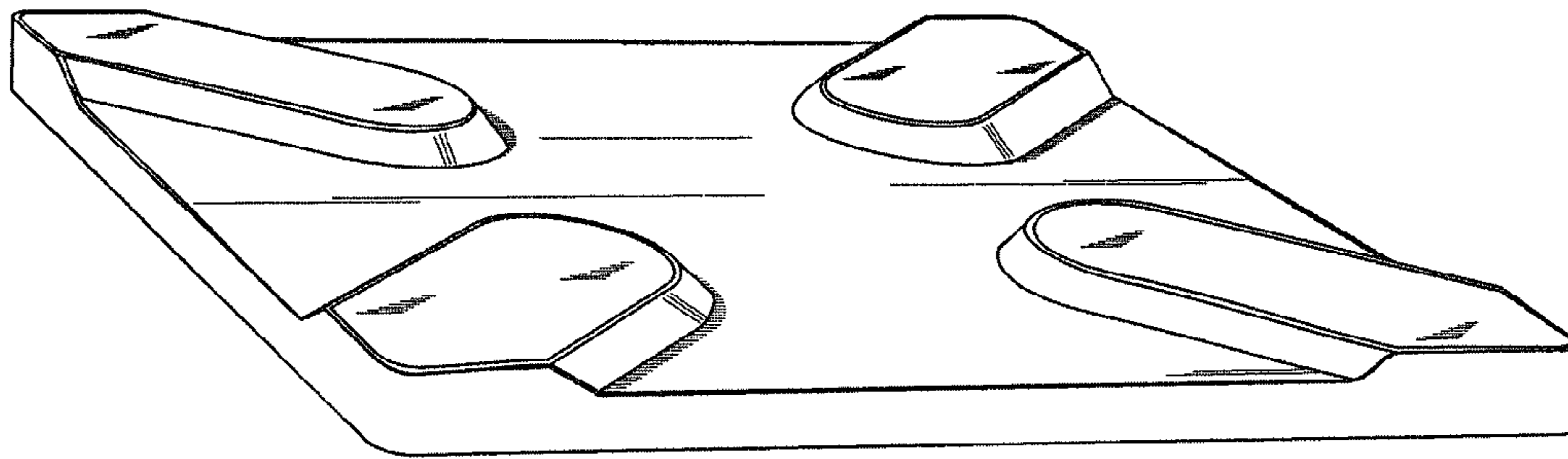


FIG. 1




FIG. 2

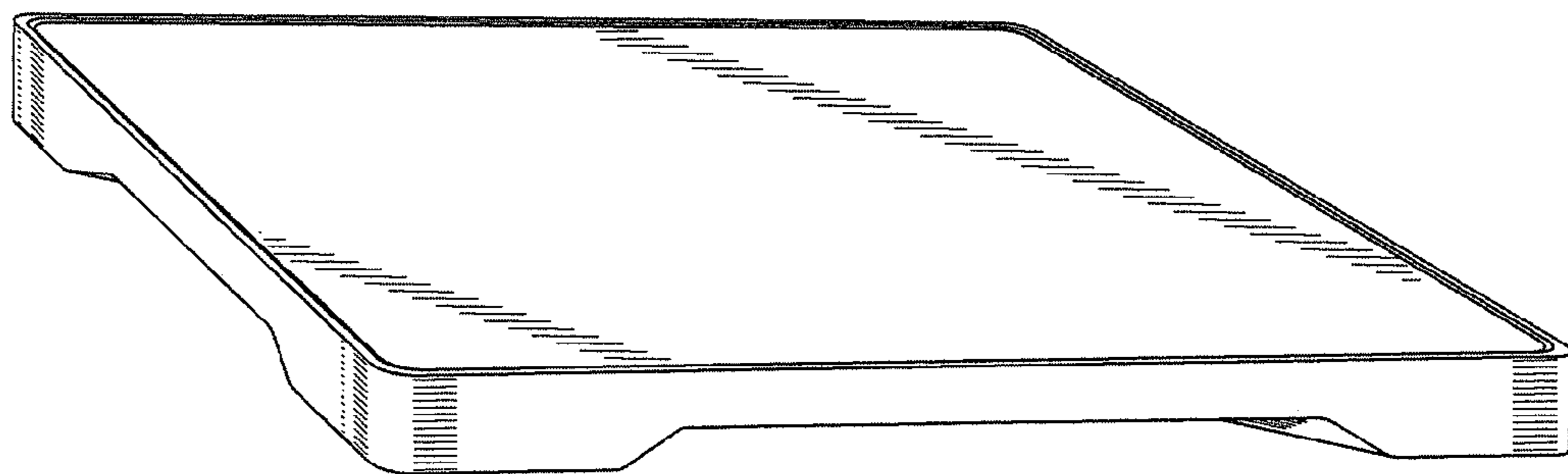


FIG. 3




FIG. 4

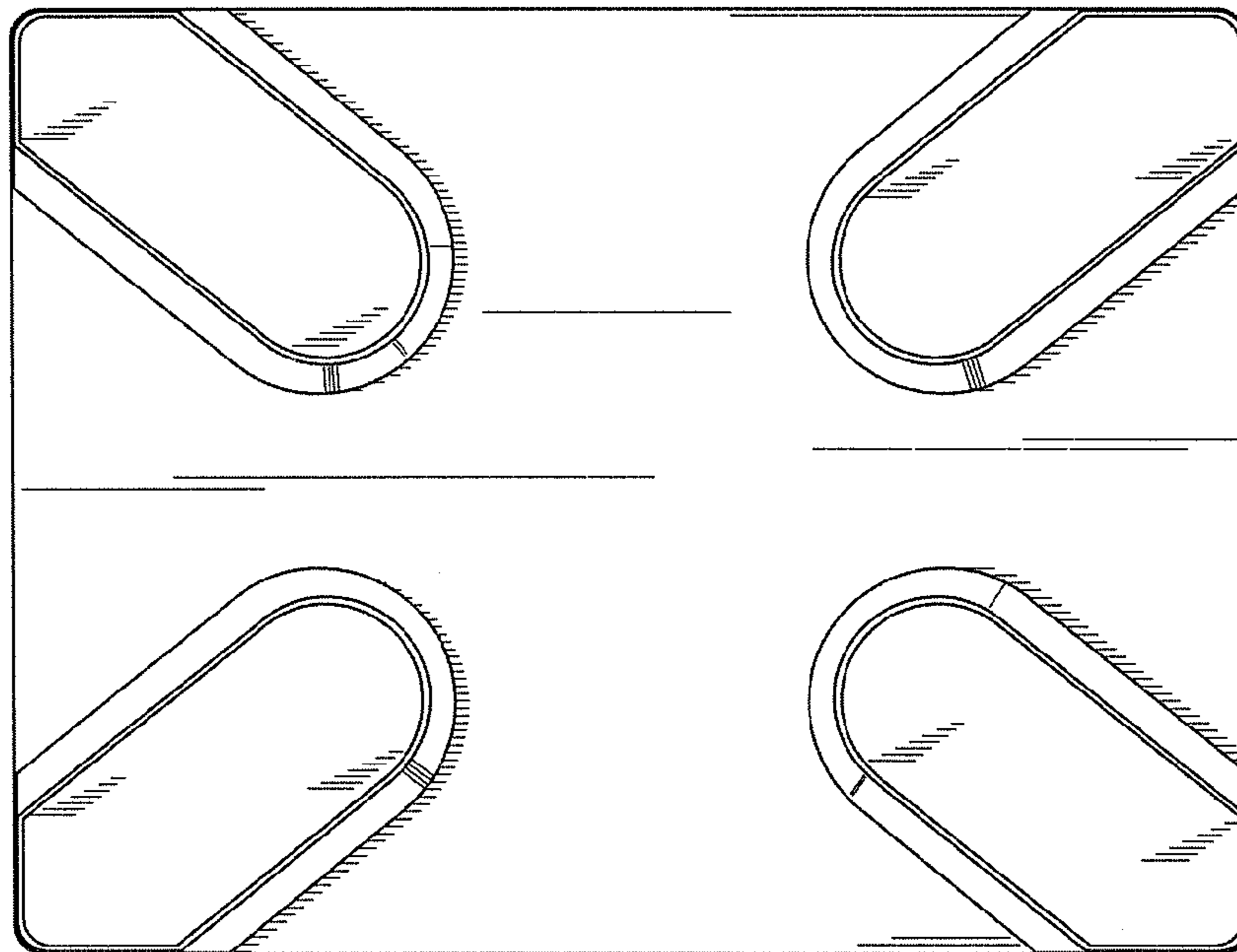


FIG. 5

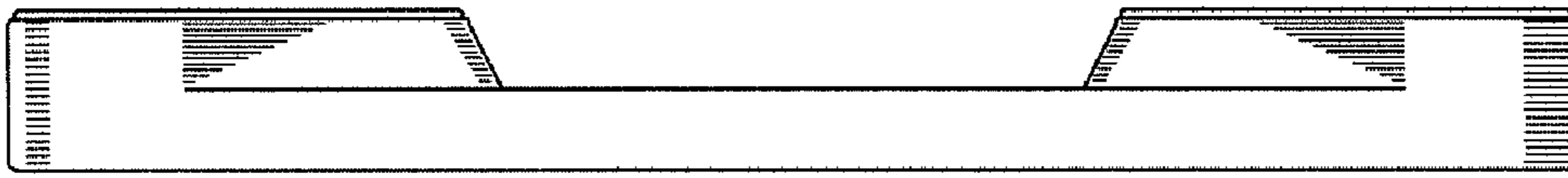


FIG. 6



FIG. 7




FIG. 8



FIG. 9