



US00D554129S

(12) **United States Design Patent**
Chen et al.

(10) **Patent No.:** **US D554,129 S**

(45) **Date of Patent:** **** Oct. 30, 2007**

(54) **COMPUTER FRONT BEZEL**

(74) *Attorney, Agent, or Firm*—Wei Te Chung

(75) Inventors: **Yun-Lung Chen**, Tu-Cheng (TW);
Song-Tao Xie, Shenzhen (CN)

(57) **CLAIM**

The ornamental design for a computer front bezel, as shown and described.

(73) Assignee: **Hon Hai Precision Industry Co., Ltd.**,
Tu-Cheng, Taipei Hsien (TW)

(**) Term: **14 Years**

DESCRIPTION

(21) Appl. No.: **29/264,199**

FIG. 1 is a perspective view of the design for the computer front bezel wherein broken lines illustrate environmental features;

(22) Filed: **Aug. 4, 2006**

FIG. 2 is a front elevational view thereof;

(51) **LOC (8) Cl.** **14-02**

FIG. 3 is a left side elevational view thereof;

(52) **U.S. Cl.** **D14/444**

FIG. 4 is a right side elevational view thereof;

(58) **Field of Classification Search** D14/441-446;
D13/162, 184, 199; 312/223.1-223.3; 360/99.01-99.12,
360/92; 361/680-686, 690-696, 725

FIG. 5 is a top plan view thereof;

See application file for complete search history.

FIG. 6 is a bottom plan view thereof; and,

(56) **References Cited**

FIG. 7 is a perspective view thereof being mounted to a computer case which is shown in broken lines for illustrative purposes only and forms no part of the claimed design.

U.S. PATENT DOCUMENTS

In these drawings the solid lines illustrate the claimed ornamental design whereas the broken lines illustrate environmental features that form no part of the claimed ornamental design.

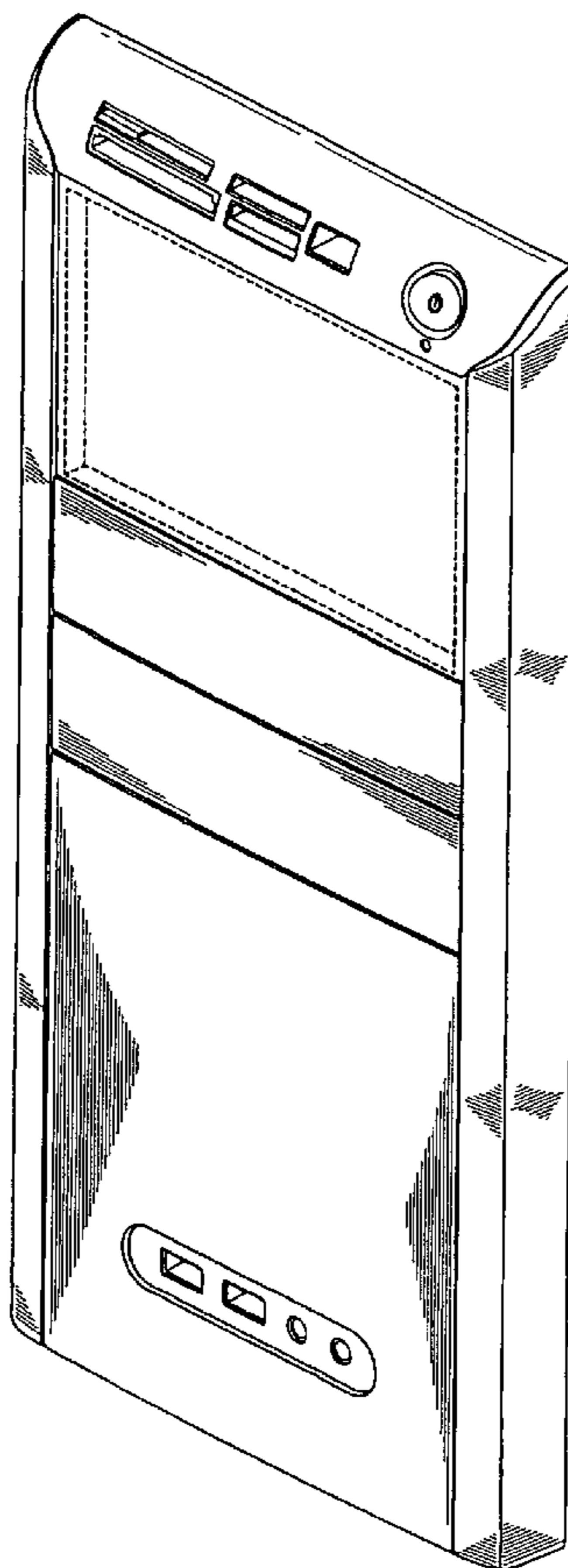
D514,112 S * 1/2006 Xu et al. D14/444

D525,255 S * 7/2006 He D14/444

* cited by examiner

Primary Examiner—Freda S Nunn

1 Claim, 5 Drawing Sheets



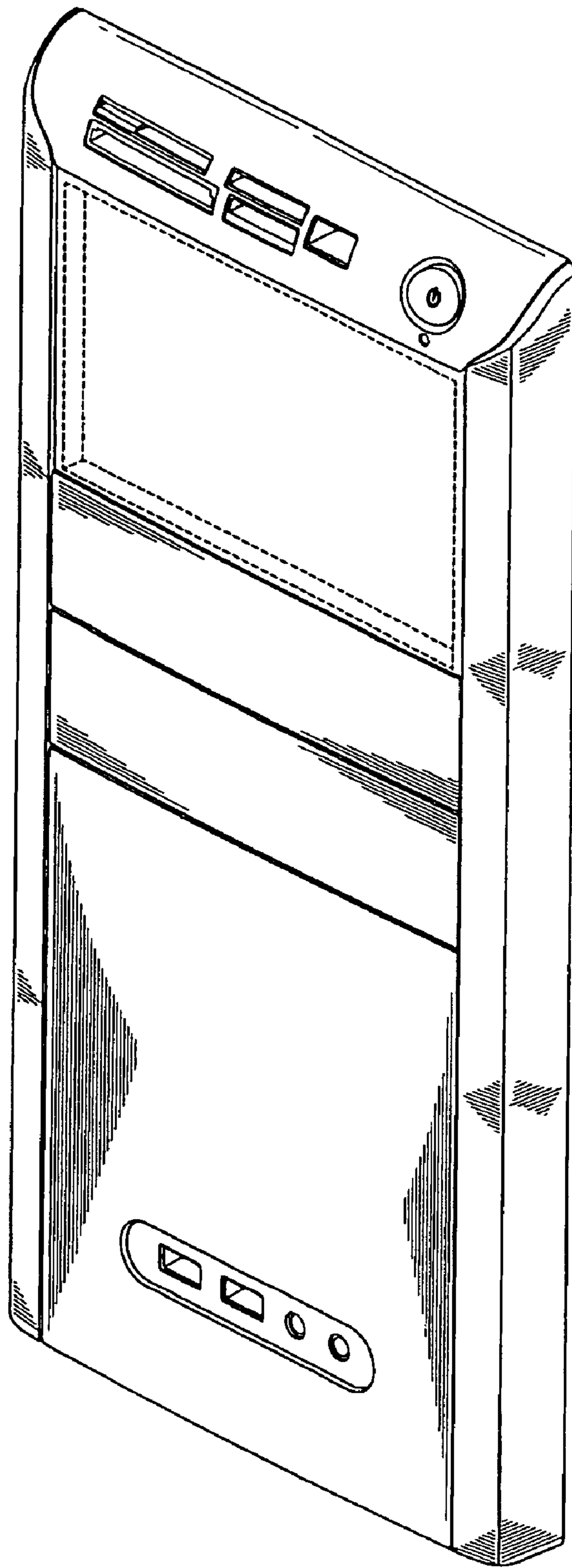


FIG. 1

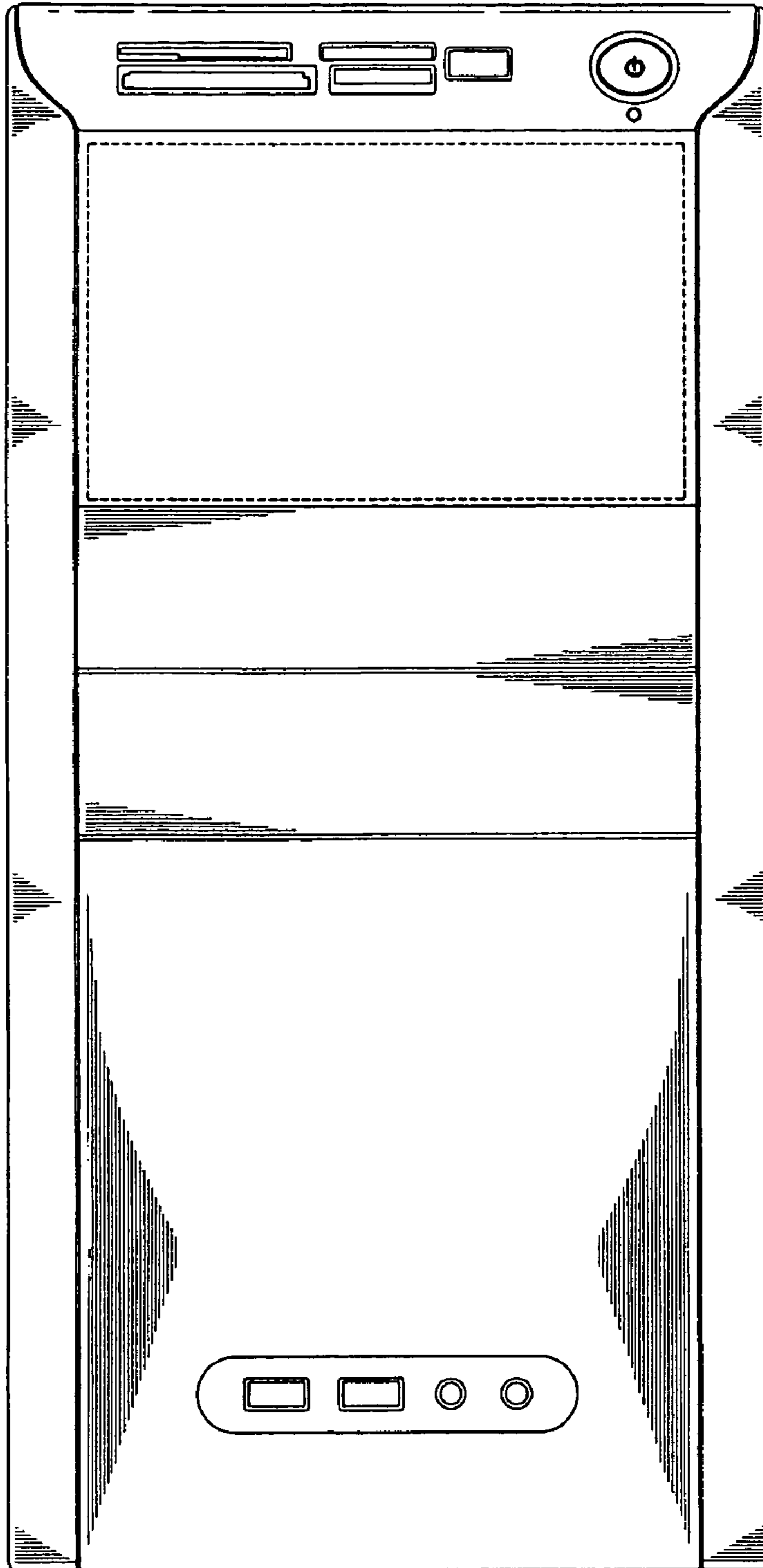


FIG. 2

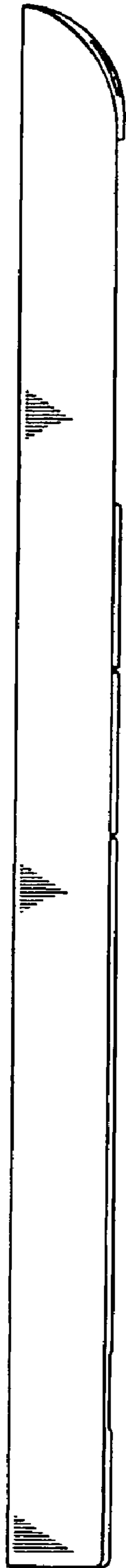


FIG. 3

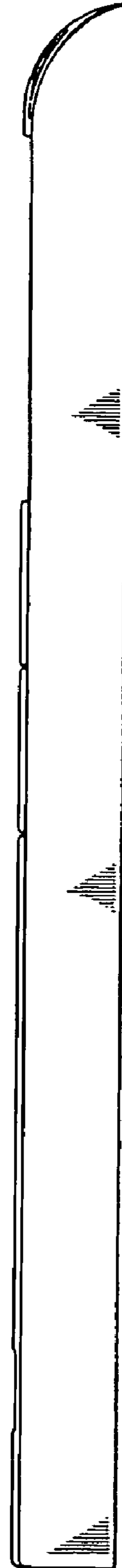


FIG. 4




FIG. 5



FIG. 6

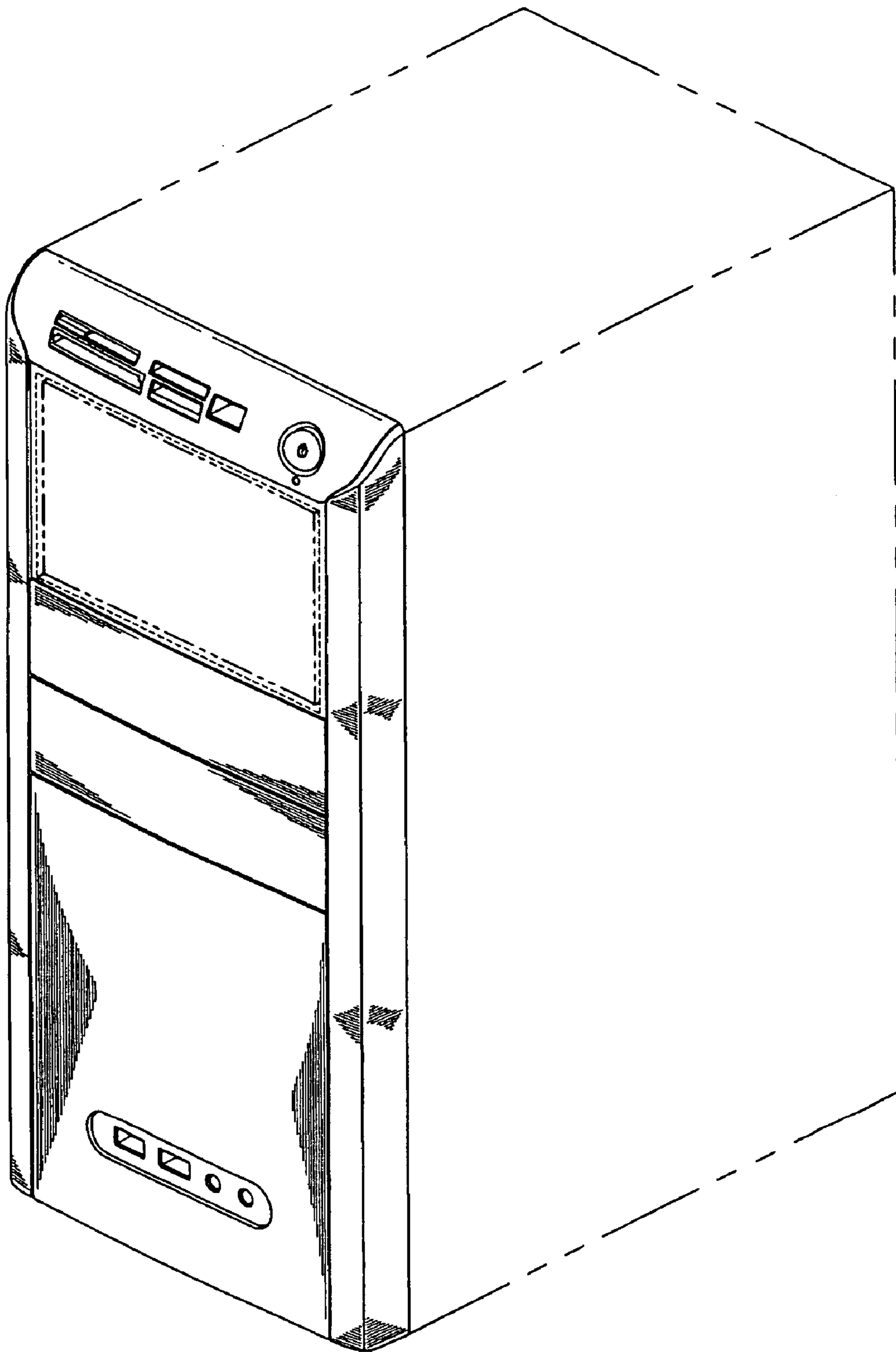


FIG. 7