



US00D554128S

(12) **United States Design Patent** (10) **Patent No.:** **US D554,128 S**  
**Jie** (45) **Date of Patent:** **\*\* Oct. 30, 2007**

(54) **FRONT BEZEL FOR COMPUTER ENCLOSURE**

FOREIGN PATENT DOCUMENTS

(75) Inventor: **Xiao-Dong Jie**, Shenzhen (CN)

TW 436105 5/2001

\* cited by examiner

(73) Assignee: **Hon Hai Precision Industry Co., Ltd.**,  
Tu-Cheng, Taipei Hsien (TW)

*Primary Examiner*—Freda S Nunn  
(74) *Attorney, Agent, or Firm*—Wei Te Chung

(\*\*) Term: **14 Years**

(57) **CLAIM**

(21) Appl. No.: **29/263,767**

The ornamental design for a front bezel for computer enclosure, as shown and described.

(22) Filed: **Jul. 28, 2006**

**DESCRIPTION**

(30) **Foreign Application Priority Data**

Jun. 2, 2006 (TW) ..... 95303030

FIG. 1 is a perspective view of a front bezel for computer enclosure showing my new design;

(51) **LOC (8) Cl.** ..... **14-02**

FIG. 2 is a front elevational view thereof;

(52) **U.S. Cl.** ..... **D14/444**

FIG. 3 is a left side elevational view thereof;

(58) **Field of Classification Search** ..... D14/441-446;  
D13/162, 184, 199; 312/223.1-223.3; 360/99.01-99.12,  
360/92; 361/680-686, 690-696, 725

FIG. 4 is a right side elevational view thereof;

See application file for complete search history.

FIG. 5 is a top plan view thereof;

FIG. 6 is a bottom plan view thereof; and,

(56) **References Cited**

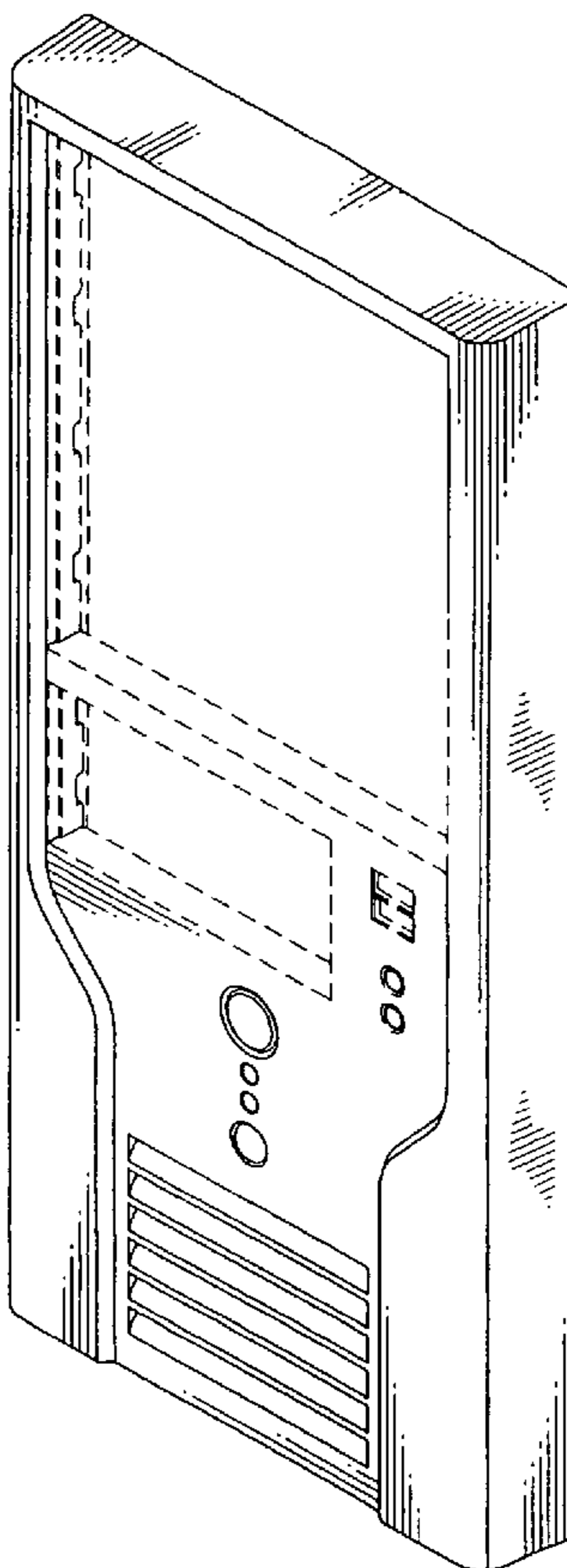
FIG. 7 is a perspective view thereof being mounted to a computer enclosure.

U.S. PATENT DOCUMENTS

D514,112 S \* 1/2006 Xu et al. .... D14/444  
D525,255 S \* 7/2006 He ..... D14/444

Broken lines are for illustrative purposes only and form no part of the claimed design.

**1 Claim, 5 Drawing Sheets**



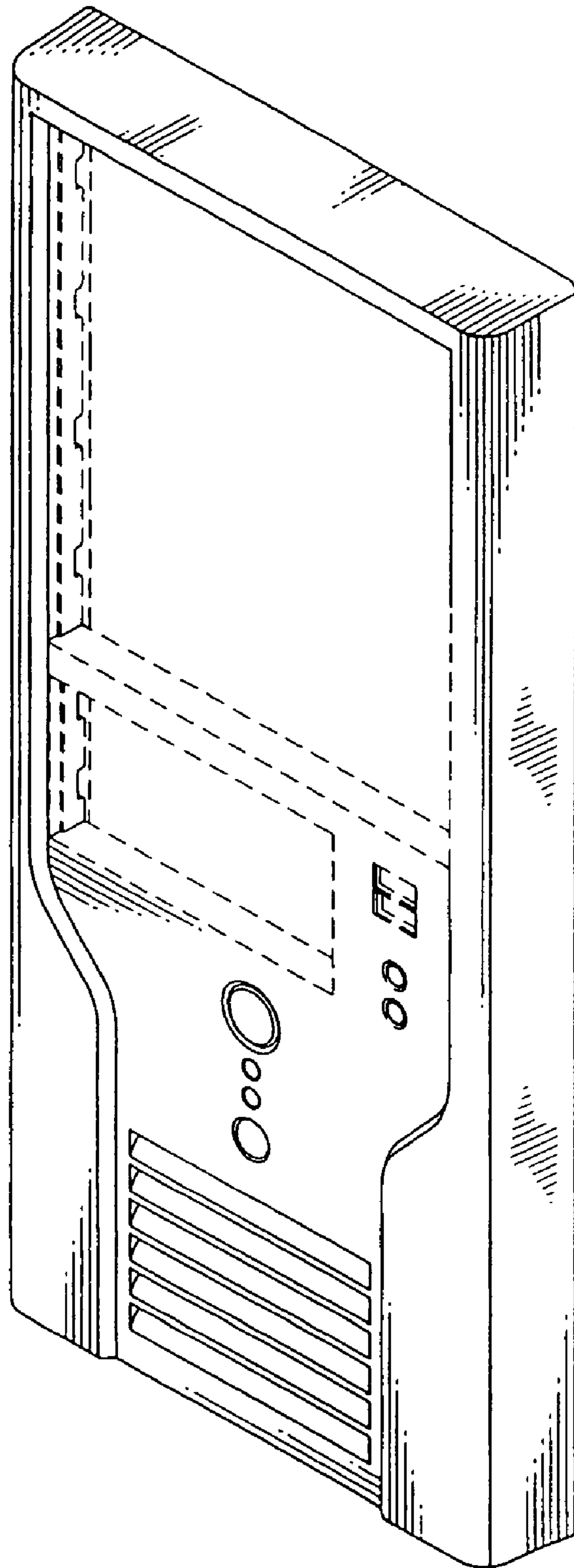


FIG. 1

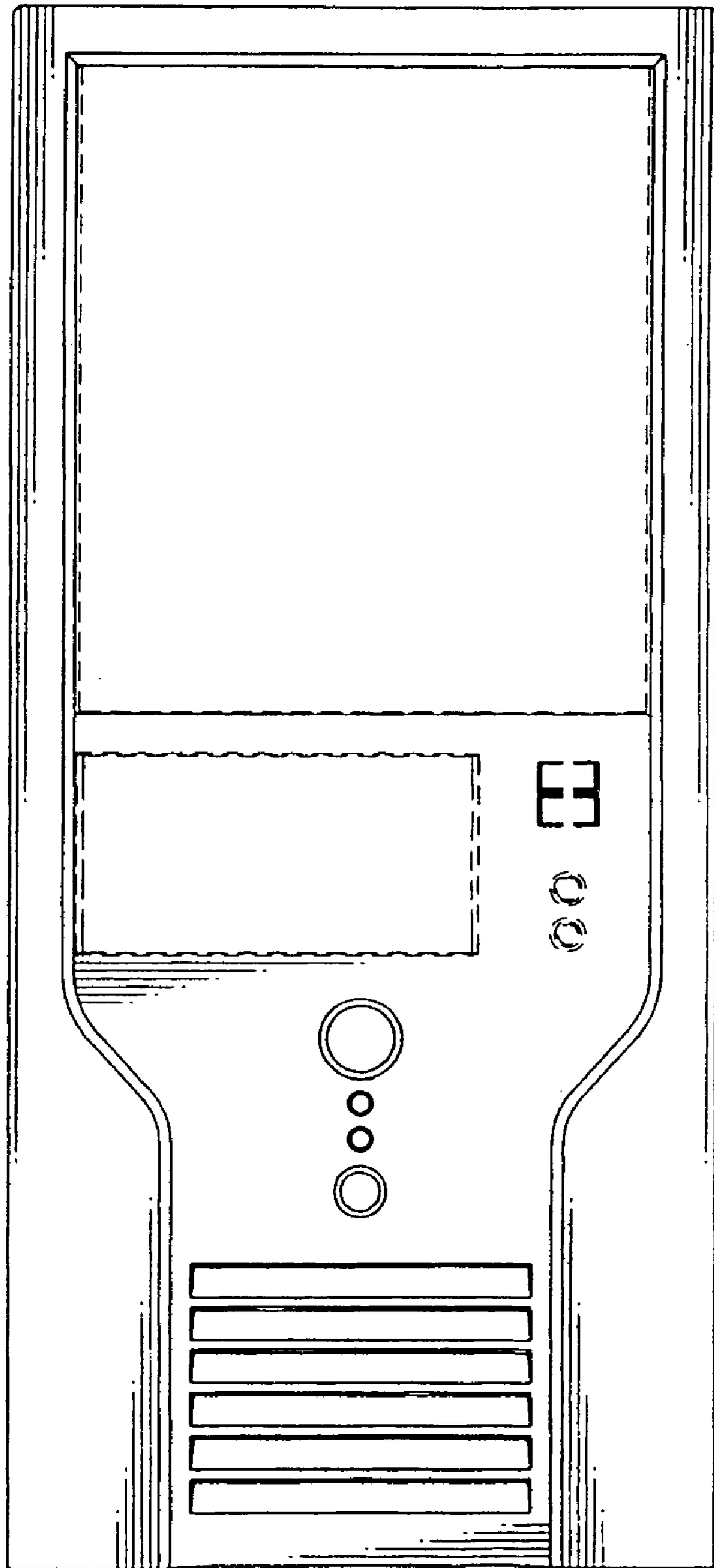


FIG. 2




FIG. 3




FIG. 4



FIG. 5

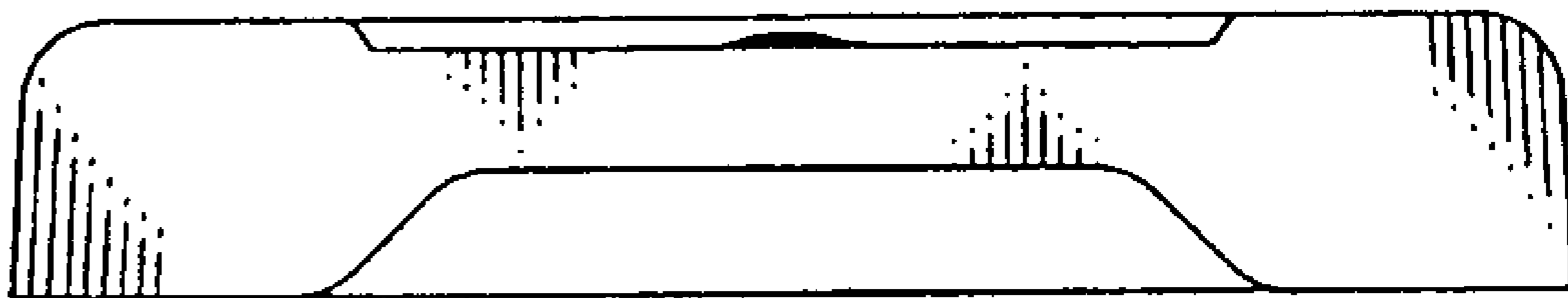


FIG. 6

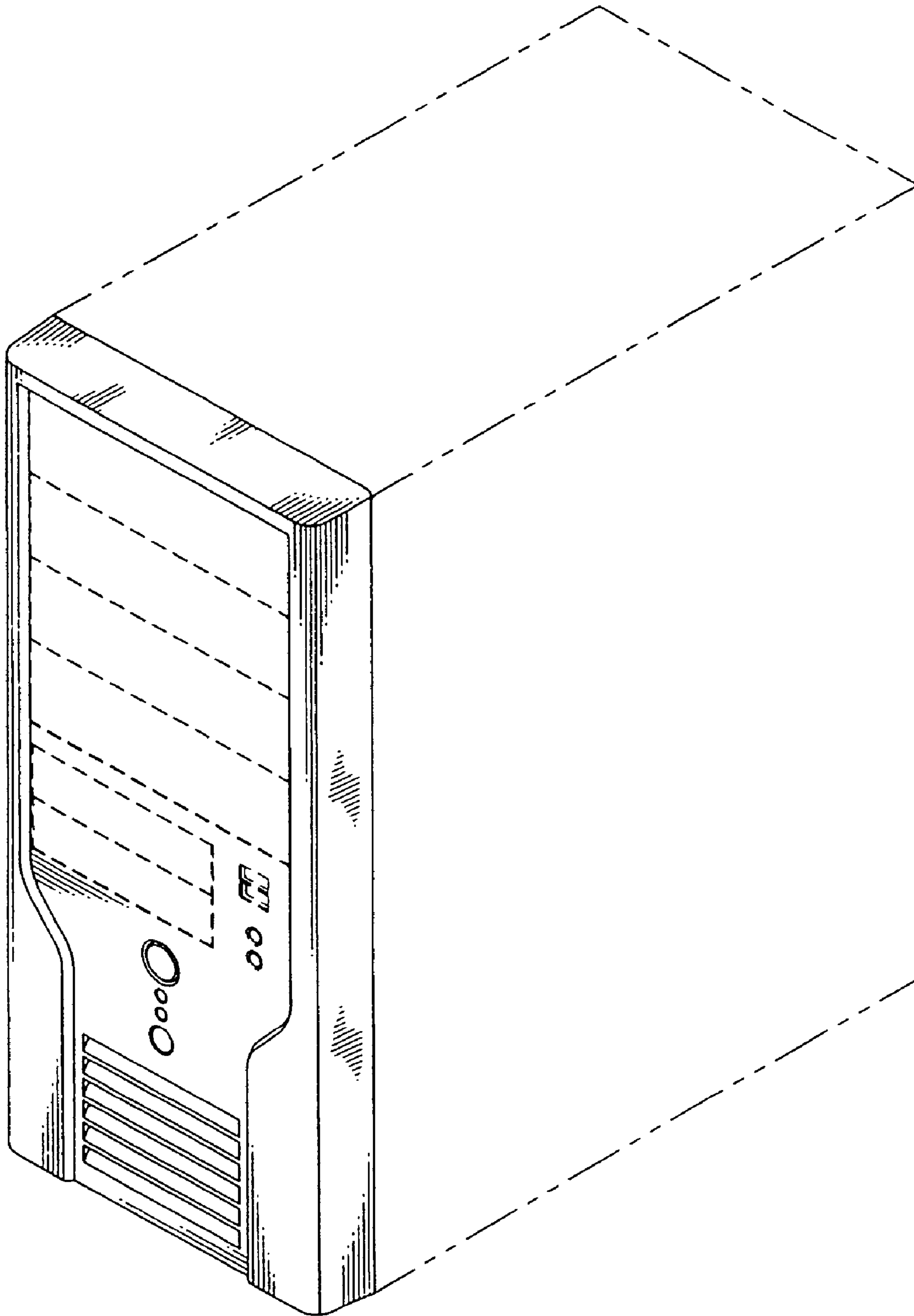


FIG. 7