



US00D554124S

(12) **United States Design Patent** (10) **Patent No.:** **US D554,124 S**
Chen et al. (45) **Date of Patent:** **** Oct. 30, 2007**

(54) **COMPUTER FRONT BEZEL**

(74) *Attorney, Agent, or Firm*—Wei Te Chung

(75) Inventors: **Yun-Lung Chen**, Tu-Cheng (TW);
Ning-Bo Pan, Shenzhen (CN)

(57) **CLAIM**

(73) Assignee: **Hon Hai Precision Industry Co., Ltd.**,
Tu-Cheng, Taipei Hsien (TW)

The ornamental design for a computer front bezel, as shown and described.

(**) Term: **14 Years**

DESCRIPTION

(21) Appl. No.: **29/264,198**

(22) Filed: **Aug. 4, 2006**

(51) **LOC (8) Cl.** **14-02**

(52) **U.S. Cl.** **D14/441**

(58) **Field of Classification Search** D14/441-446;
D13/162, 184, 199; 312/223.1-223.3; 360/99.01-99.12,
360/92; 361/680-686, 690-696, 725

See application file for complete search history.

FIG. 1 is a perspective view of the design for the computer front bezel wherein broken lines illustrate environmental features;

FIG. 2 is a front elevational view thereof;

FIG. 3 is a left side elevational view thereof;

FIG. 4 is a right side elevational view thereof;

FIG. 5 is a top plan view thereof;

FIG. 6 is a bottom plan view thereof; and,

FIG. 7 is a perspective view thereof being mounted to a computer case which is shown in broken lines for illustrative purposes only and forms no part of the claimed design.

In these drawings the solid lines illustrate the claimed ornamental design whereas the broken lines illustrate environmental features that form no part of the claimed ornamental design.

(56) **References Cited**

U.S. PATENT DOCUMENTS

5,547,272 A * 8/1996 Paterson et al. 312/223.2


D503,174 S * 3/2005 Chang D14/444

D524,318 S * 7/2006 Tsai D14/445

* cited by examiner

Primary Examiner—Freda S Nunn

1 Claim, 5 Drawing Sheets






FIG. 1




FIG. 2




FIG. 3

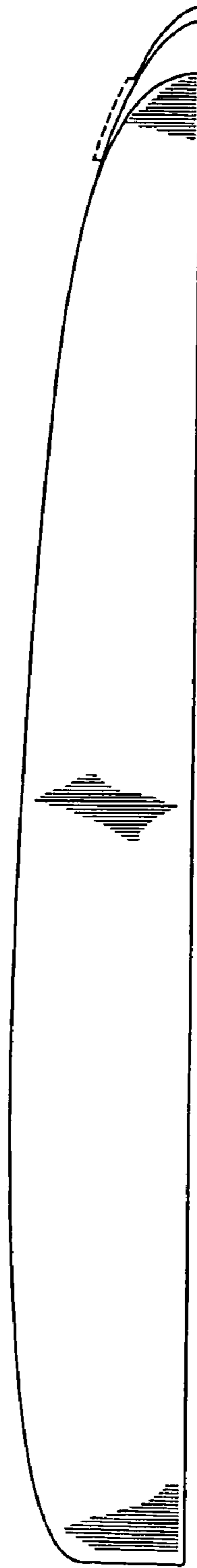


FIG. 4




FIG. 5

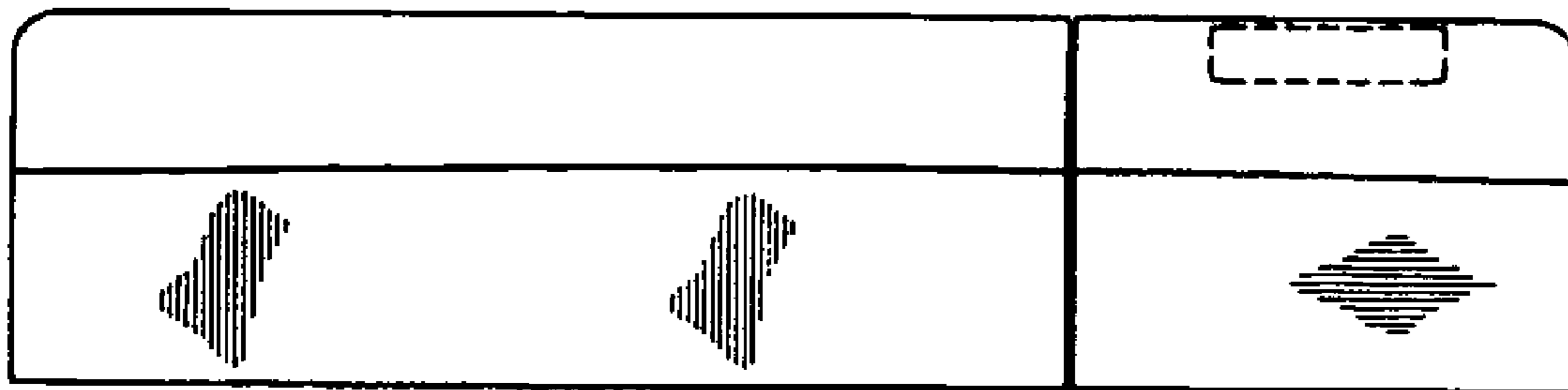


FIG. 6

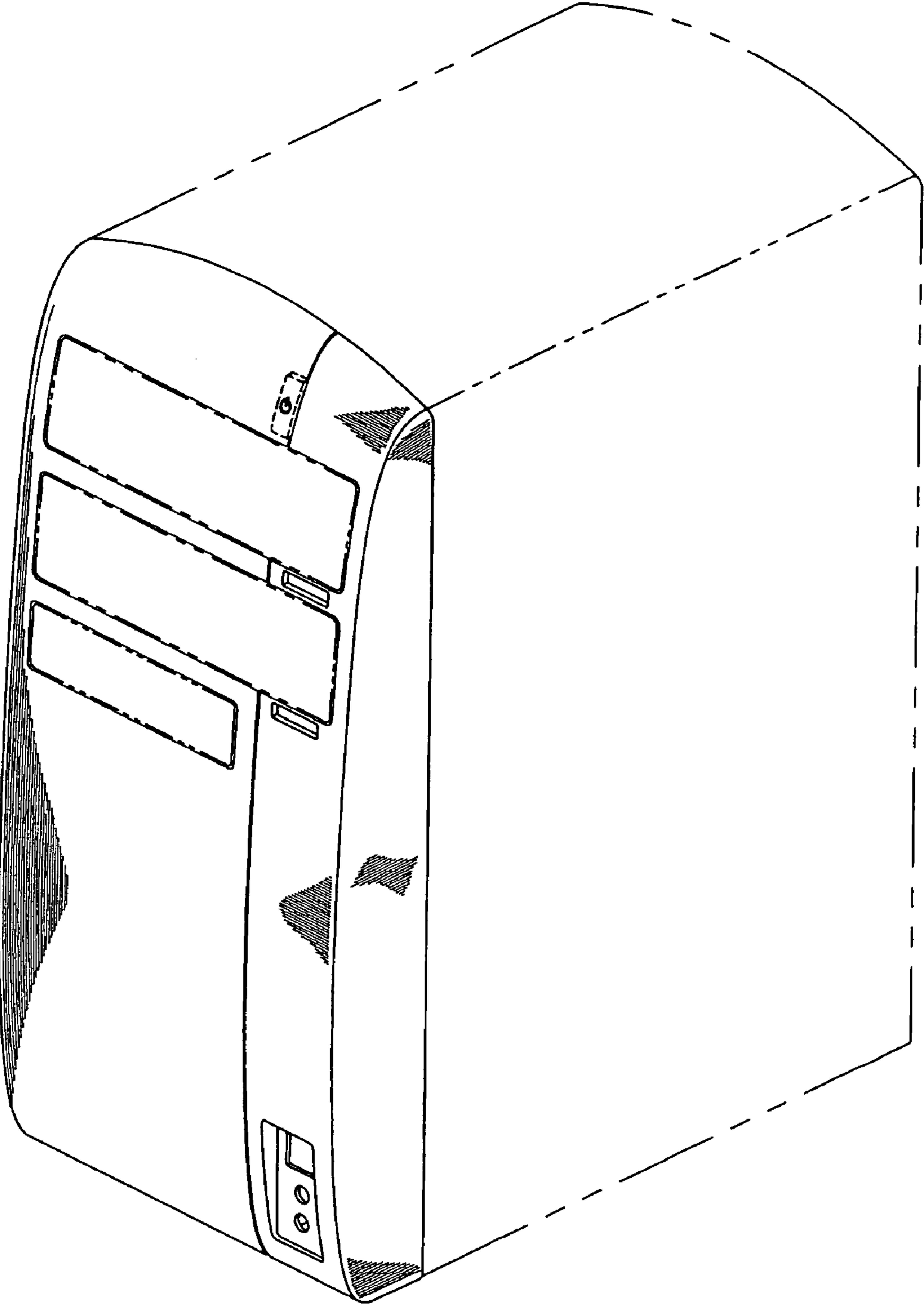


FIG. 7