



US00D554122S

(12) **United States Design Patent**  
**O'Neil**

(10) **Patent No.:** **US D554,122 S**

(45) **Date of Patent:** **\*\* Oct. 30, 2007**

(54) **KEYBOARD**

D523,433 S \* 6/2006 O'Neil et al. .... D14/396

(75) Inventor: **Daniel G. O'Neil**, Seattle, WA (US)

\* cited by examiner

(73) Assignee: **Microsoft Corporation**, Redmond, WA (US)

*Primary Examiner*—Freda S. Nunn

(74) *Attorney, Agent, or Firm*—Banner & Witcoff, Ltd.

(\*\*) Term: **14 Years**

(57) **CLAIM**

(21) Appl. No.: **29/248,651**

The ornamental design for a keyboard, as shown and described.

(22) Filed: **Aug. 25, 2006**

**DESCRIPTION**

(51) **LOC (8) Cl.** ..... **14-02**

(52) **U.S. Cl.** ..... **D14/398**

(58) **Field of Classification Search** ..... D14/391-399;  
D18/1, 2, 7, 11; 178/17 A, 17 C; 200/5 A,  
200/5 R, 6 A, 6 R; 235/145 A, 145 R; 345/160,  
345/168, 169; 341/22, 23; 400/484-489,  
400/492

FIG. 1 is a front perspective view of a keyboard showing our new design;

FIG. 2 is a top view thereof;

FIG. 3 is a left side view thereof;

FIG. 4 is a right side view thereof;

FIG. 5 is a front view thereof;

FIG. 6 is a rear view thereof; and,

FIG. 7 is a bottom view thereof.

See application file for complete search history.

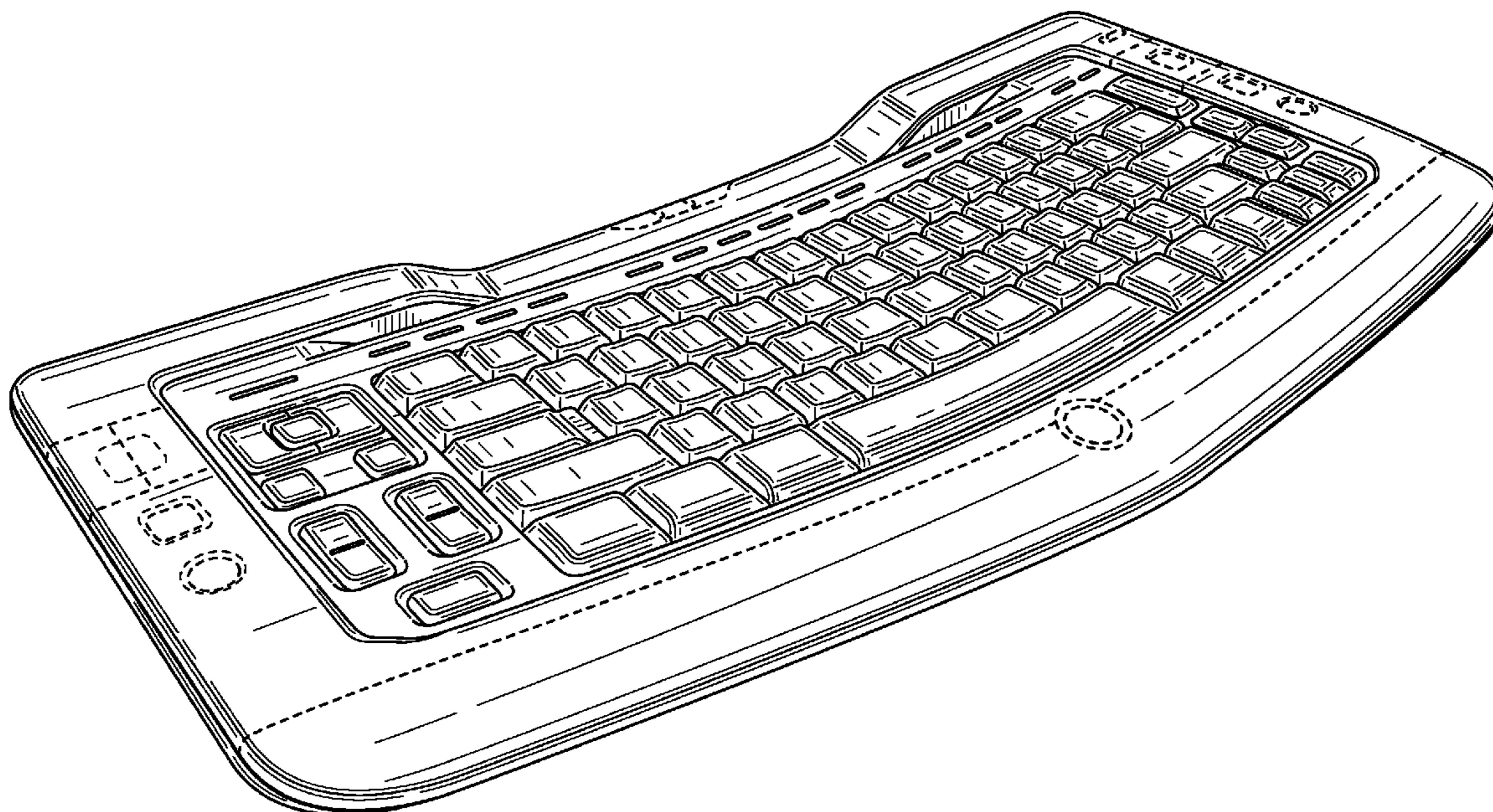
The broken line showing of various regions in the Figures and the unshaded areas therein is for illustrative purposes only and forms no part of the claimed design.

(56) **References Cited**

**U.S. PATENT DOCUMENTS**

- D354,279 S \* 1/1995 Ciccone ..... D14/393
- D409,995 S \* 5/1999 Calabrese ..... D14/392
- D416,244 S \* 11/1999 Ree ..... D14/398
- 6,288,706 B1 \* 9/2001 Leman ..... 345/168

**1 Claim, 4 Drawing Sheets**



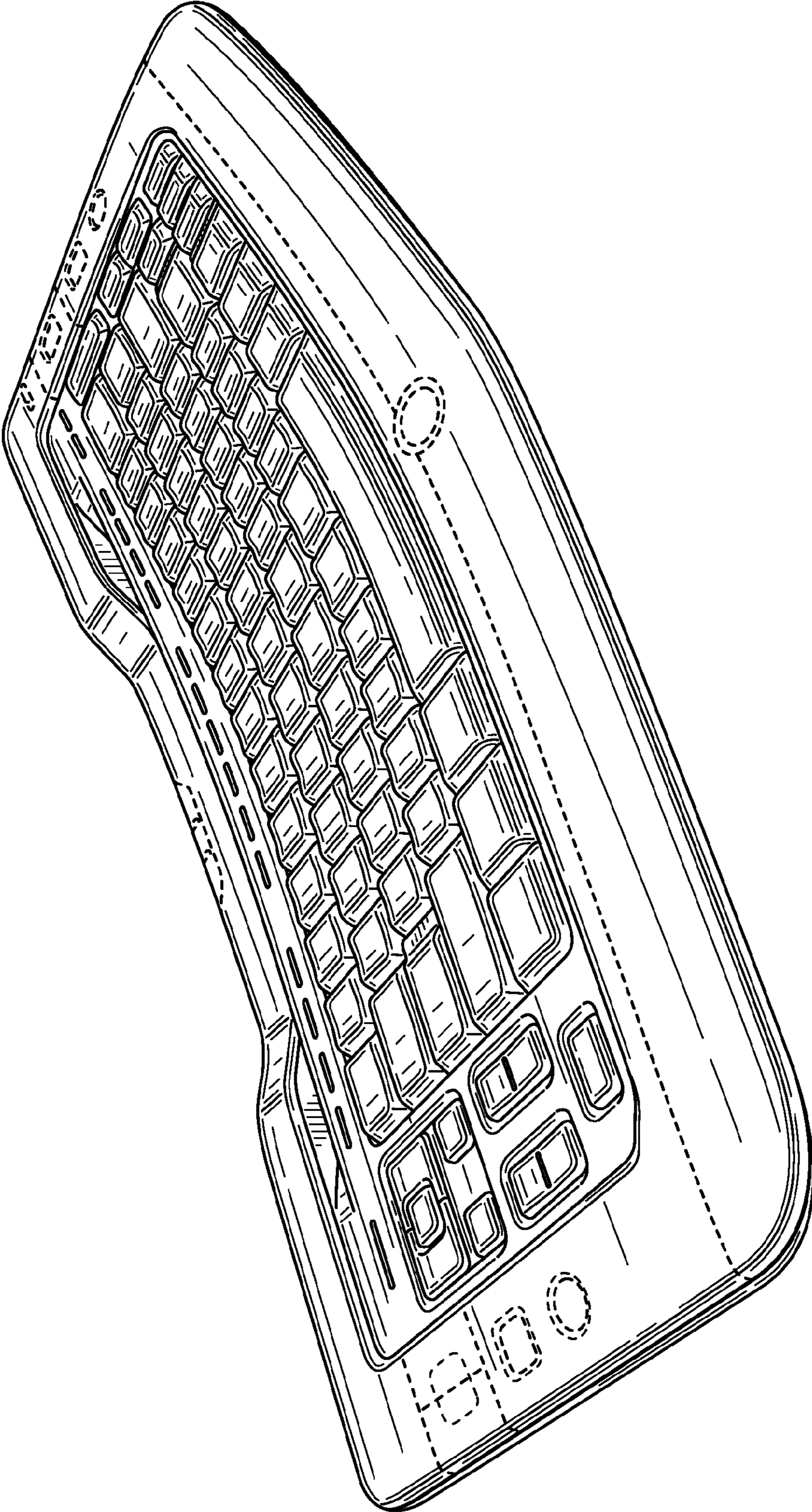


FIG. 1

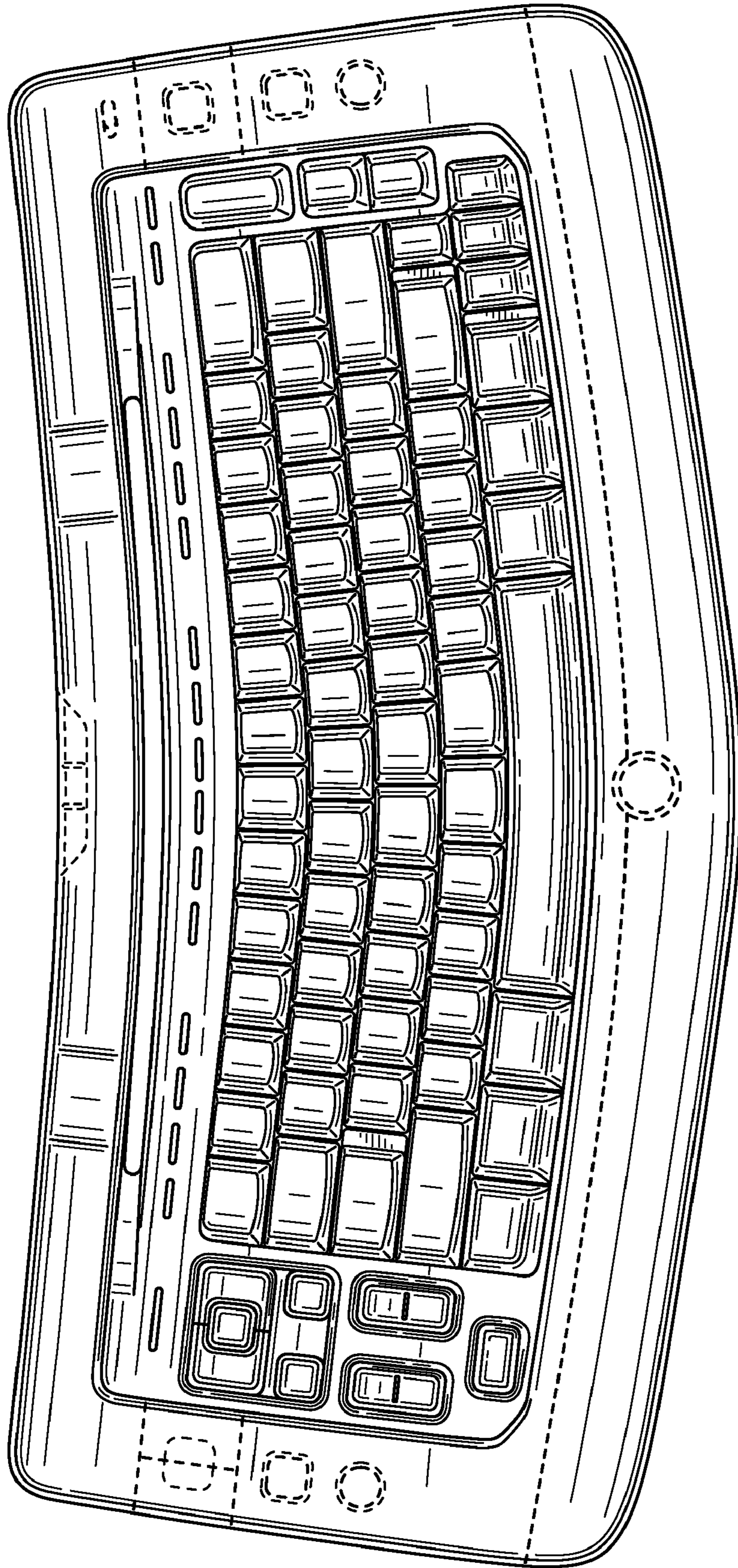


FIG. 2



FIG. 3



FIG. 4



FIG. 5

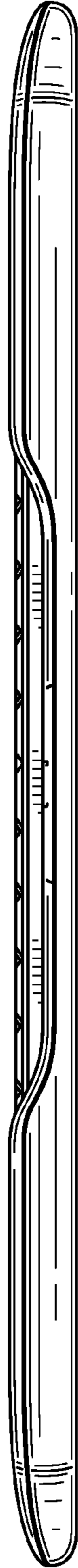


FIG. 6

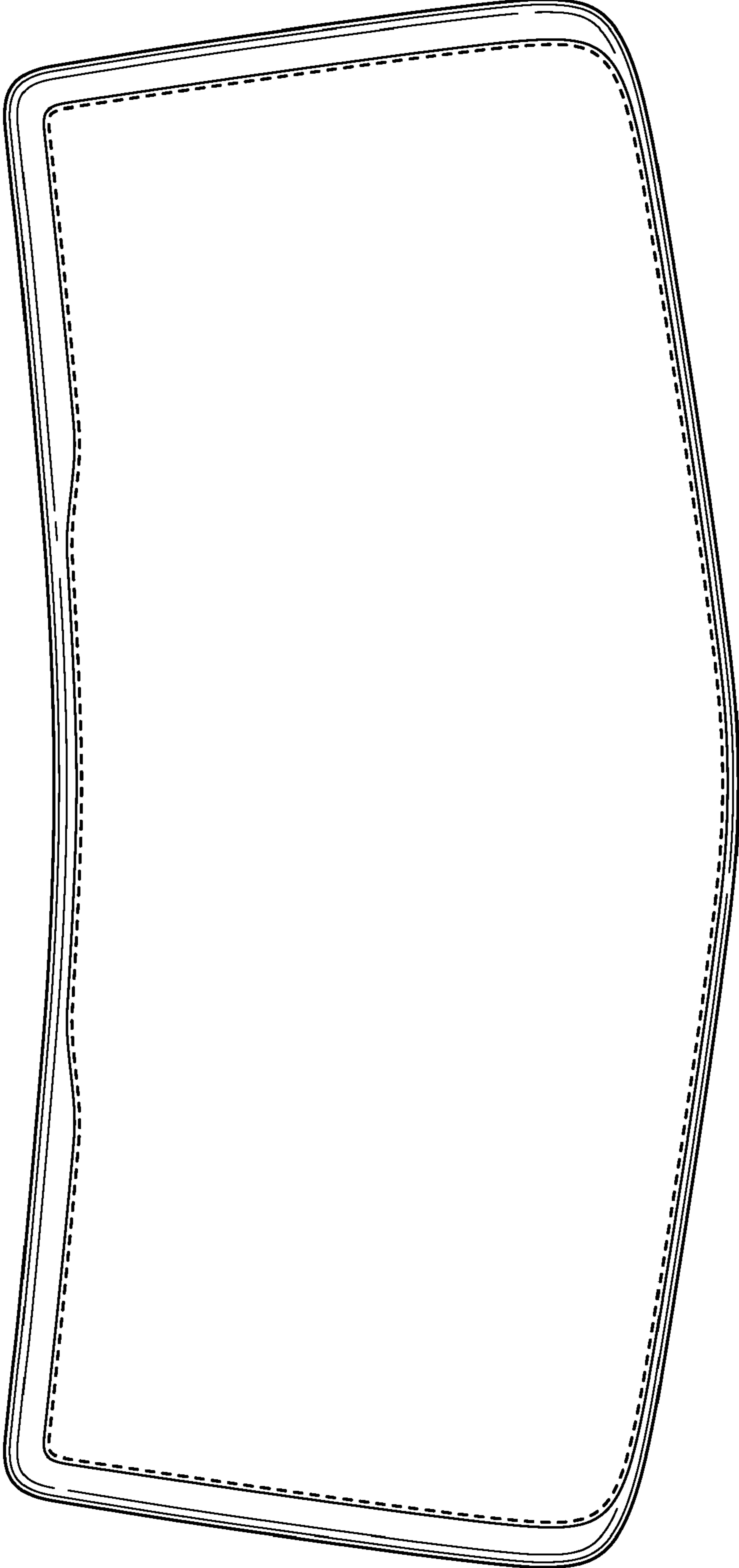


FIG. 7