



US00D554121S

(12) **United States Design Patent**  
**Fisher et al.**

(10) **Patent No.:** **US D554,121 S**

(45) **Date of Patent:** **\*\* Oct. 30, 2007**

(54) **KEYBOARD**

(75) Inventors: **Steven W. Fisher**, Kirkland, WA (US);  
**Oliver F. Grabes**, Haan (DE);  
**Ferdinand Johannes van Engelen**,  
Bothell, WA (US); **Kam Young**,  
London (GB); **Robert B. Hubler**,  
Woodinville, WA (US); **Adam M.**  
**O'Hern**, Cockeysville, MD (US); **Tim**  
**Hulford**, Seattle, WA (US)

(73) Assignee: **Microsoft Corporation**, Redmond, WA  
(US)

(\*\*) Term: **14 Years**

(21) Appl. No.: **29/248,625**

(22) Filed: **Aug. 24, 2006**

(51) **LOC (8) Cl.** ..... **14-02**

(52) **U.S. Cl.** ..... **D14/398**

(58) **Field of Classification Search** ..... D14/391-399,  
D14/455; D18/1, 2, 7, 11; 178/17 A, 17 C;  
200/5 A, 5 R, 6 A, 6 R; 235/145 A, 145 R;  
345/160, 168, 169; 341/20, 22, 23; 400/484-489,  
400/492, 472

See application file for complete search history.

(56) **References Cited**

**U.S. PATENT DOCUMENTS**

5,793,359 A \* 8/1998 Ushikubo ..... 345/169

D458,931 S \* 6/2002 Yu ..... D14/398  
D467,589 S \* 12/2002 Jones et al. .... D14/455  
D471,910 S \* 3/2003 Cheng ..... D14/396  
6,682,235 B2 \* 1/2004 Monney et al. .... 400/472  
D503,714 S \* 4/2005 Tritschler et al. .... D14/398  
6,876,312 B2 \* 4/2005 Yu ..... 341/20

\* cited by examiner

*Primary Examiner*—Freda S. Nunn

(74) *Attorney, Agent, or Firm*—Banner & Witcoff, Ltd.

(57) **CLAIM**

The ornamental design for a keyboard, as shown and described.

**DESCRIPTION**

FIG. 1 is a perspective view of a keyboard showing our new design;

FIG. 2 is a top view thereof;

FIG. 3 is a right side view thereof;

FIG. 4 is a left side view thereof;

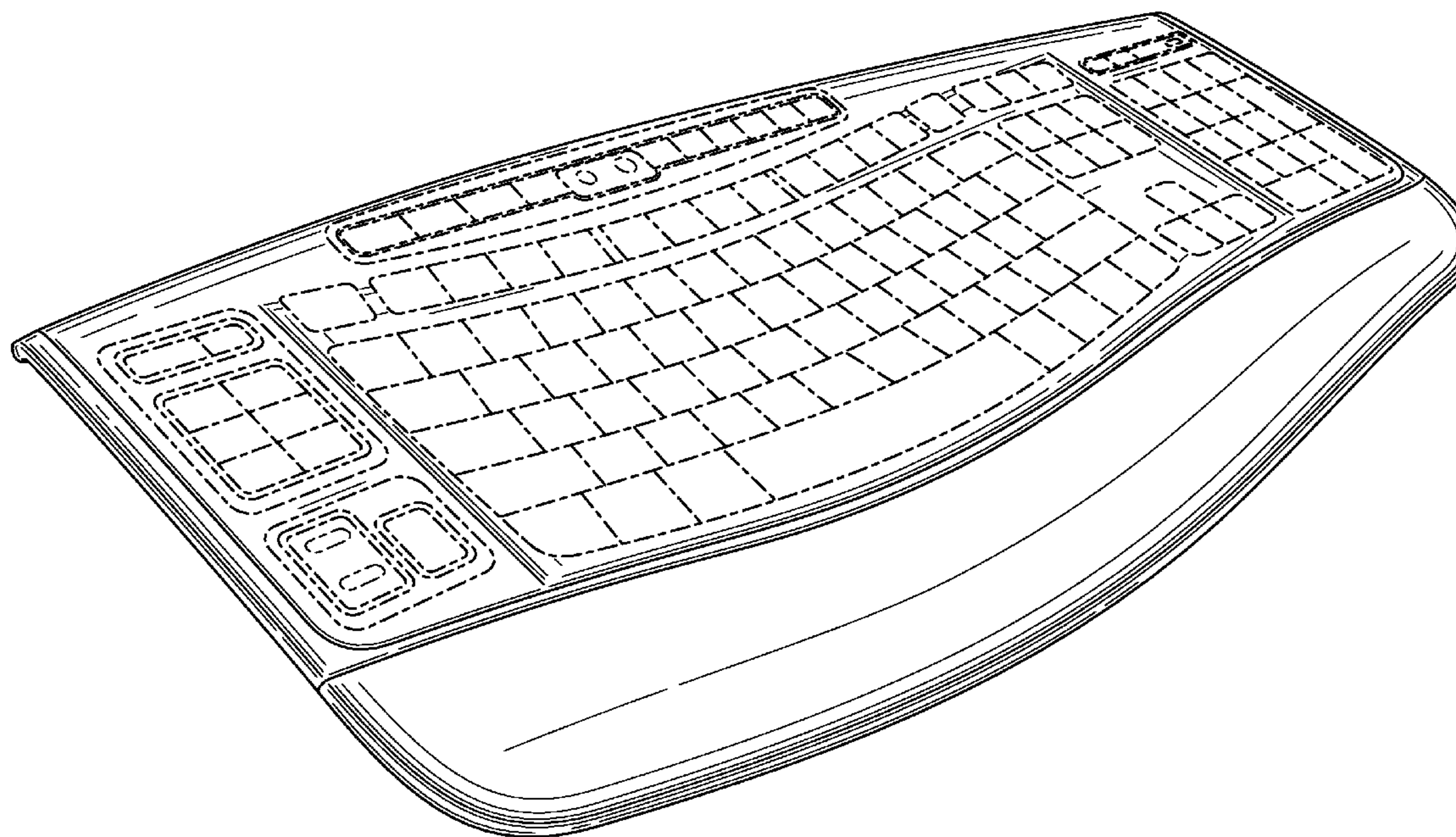
FIG. 5 is a front view thereof;

FIG. 6 is a rear view thereof; and,

FIG. 7 is a bottom view thereof.

The broken line showing of various regions in FIGS. 1, 2, 5 and 7 is for illustrative purposes only and forms no part of the claimed design.

**1 Claim, 4 Drawing Sheets**



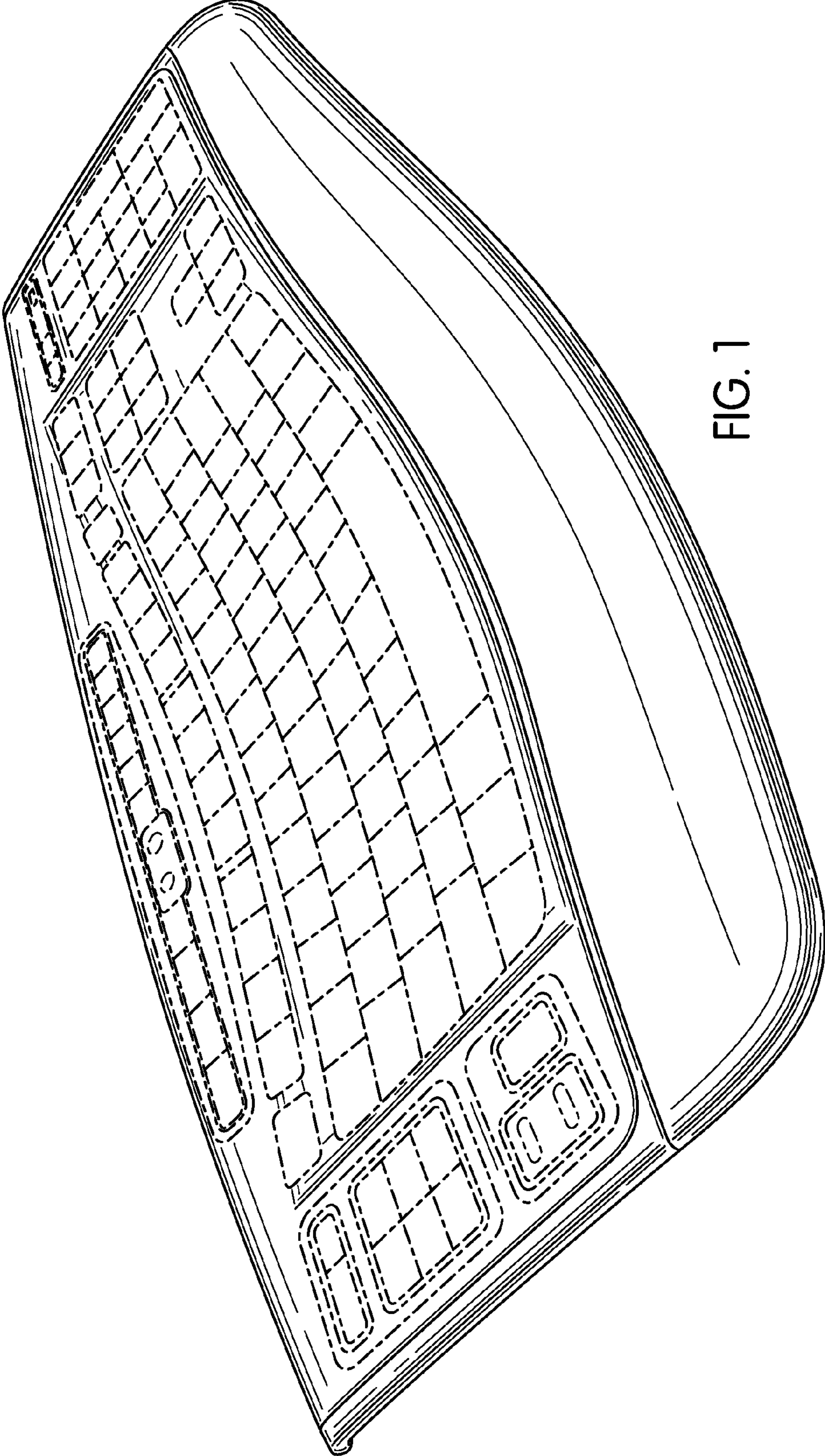


FIG. 1



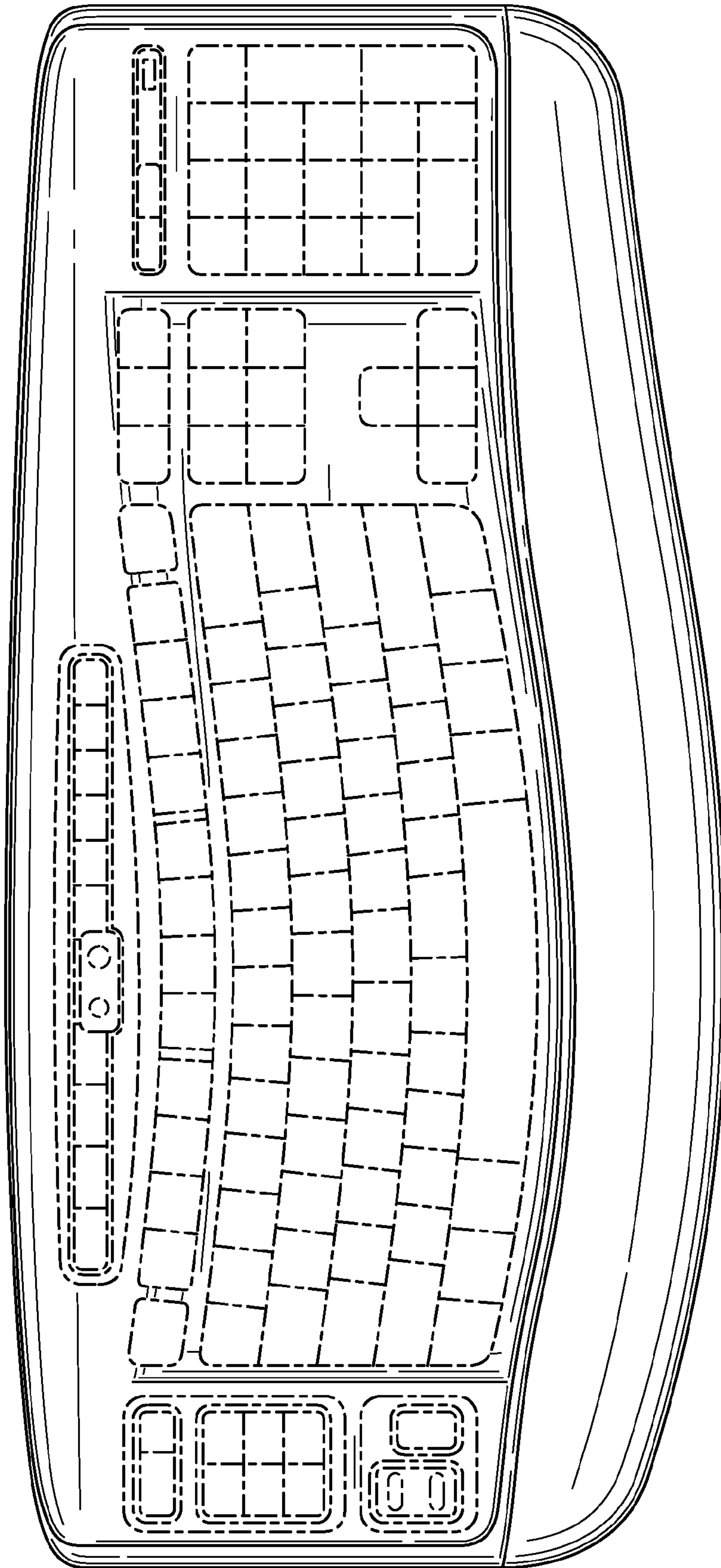


FIG. 2

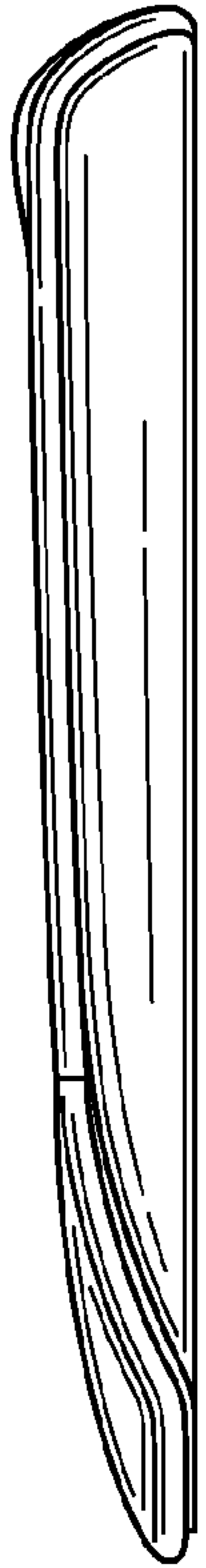


FIG. 3

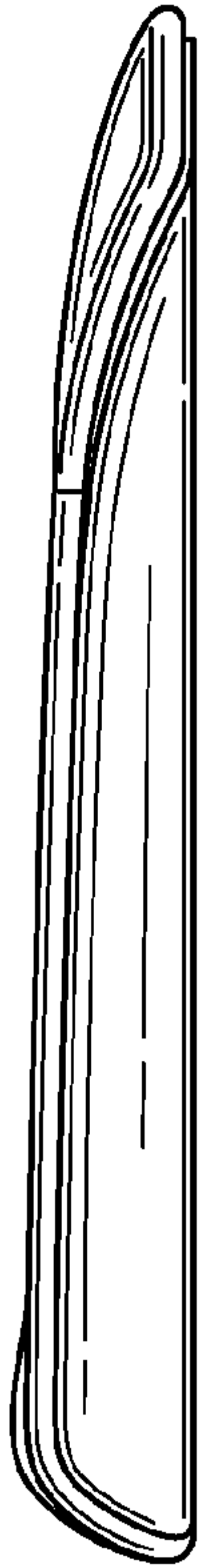


FIG. 4



FIG. 5



FIG. 6

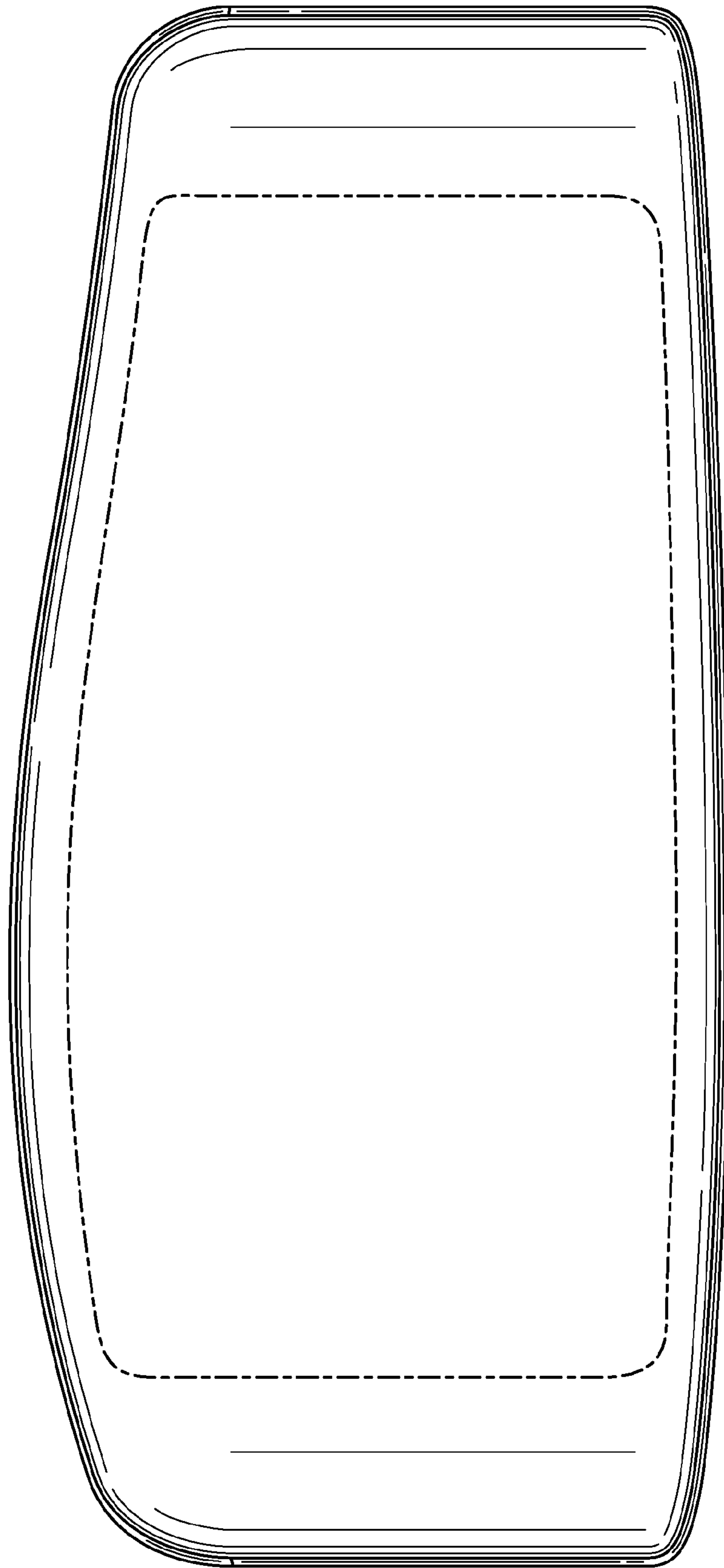


FIG. 7