



US00D554106S

(12) **United States Design Patent**
Gan et al.

(10) **Patent No.:** **US D554,106 S**

(45) **Date of Patent:** **** Oct. 30, 2007**

(54) **LOUDSPEAKER AND CRADLE FOR ELECTRONIC DEVICE**

(75) Inventors: **Hui Ling Gan**, Singapore (SG); **Wei Lit Wilfred Leung**, Singapore (SG); **Lun Cheak Tan**, Singapore (SG)

(73) Assignee: **Creative Technology Ltd**, Singapore (SG)

(**) Term: **14 Years**

(21) Appl. No.: **29/264,826**

(22) Filed: **Aug. 18, 2006**

(51) **LOC (8) Cl.** **14-01**

(52) **U.S. Cl.** **D14/214; D14/168; D14/172**

(58) **Field of Classification Search** D14/204, D14/209-216, 168, 217; 181/143-144, 147-148, 181/150, 157, 198-199, 151, 153; 381/300-302, 381/306, 333, 345, 361-364, 386-388, 332, 381/336, 14.01

See application file for complete search history.

(56) **References Cited**

U.S. PATENT DOCUMENTS

- 5,825,408 A * 10/1998 Yuyama et al. 348/14.01
- D424,512 S * 5/2000 Ho D14/172
- D523,419 S * 6/2006 Joseph D14/214
- D524,797 S * 7/2006 Danley et al. D14/214

D527,018 S * 8/2006 Christianson D14/496
* cited by examiner

Primary Examiner—Nanda Bondade
(74) *Attorney, Agent, or Firm*—P. Francois de Villiers

(57) **CLAIM**

The ornamental design for a loudspeaker and cradle for electronic device, substantially as shown and described.

DESCRIPTION

FIG. 1 is a perspective view of a loudspeaker and cradle for electronic device in accordance with the present design;

FIG. 2 is a front view of the loudspeaker and cradle for electronic device shown in FIG. 1;

FIG. 3 is a rear view of the loudspeaker and cradle for electronic device shown in FIG. 1;

FIG. 4 is a top view of the loudspeaker and cradle for electronic device shown in FIG. 1;

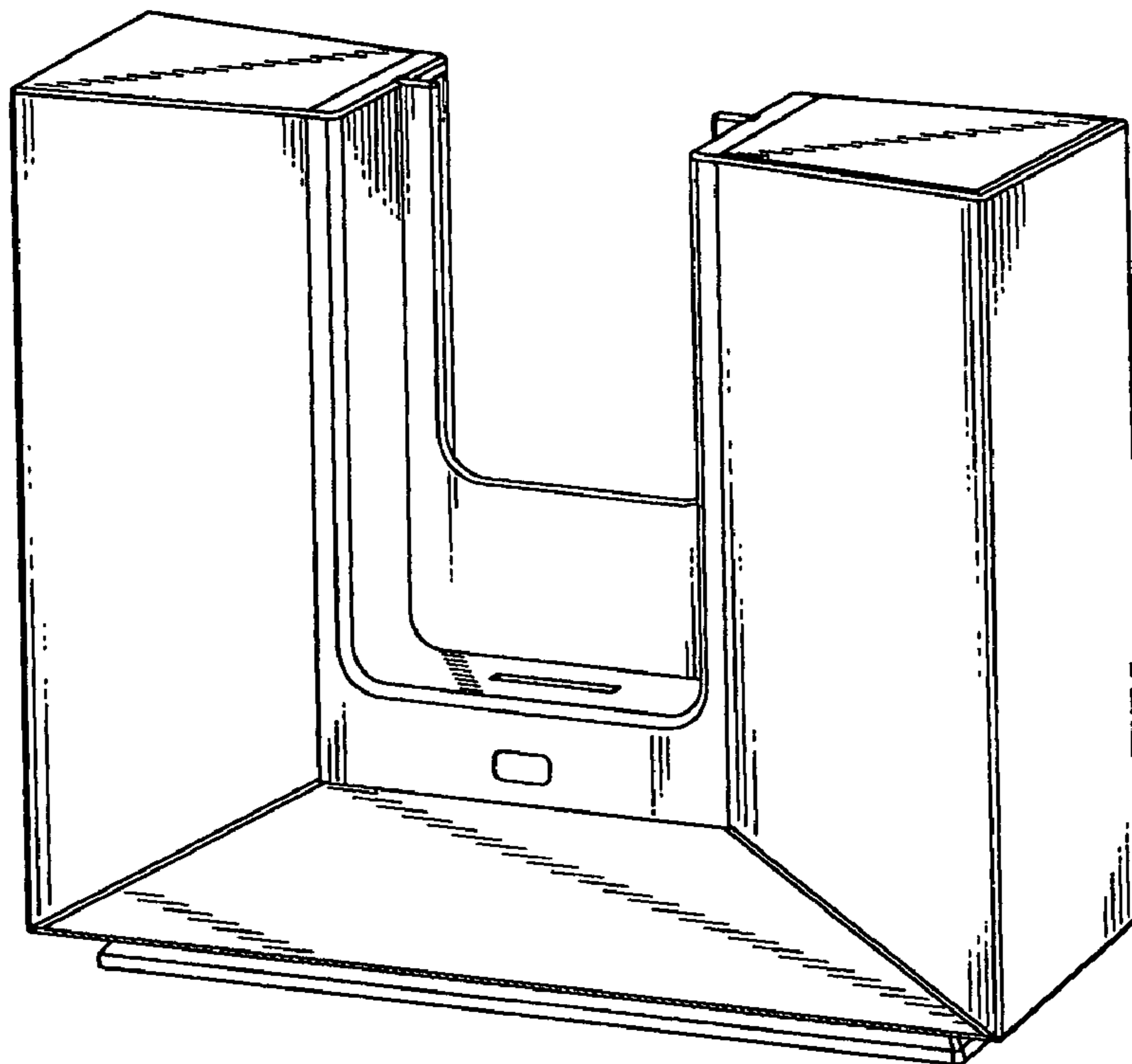
FIG. 5 is a bottom view of the loudspeaker and cradle for electronic device shown in FIG. 1;

FIG. 6 is a right side view of the loudspeaker and cradle for electronic device shown in FIG. 1; and,

FIG. 7 is a left side view of the loudspeaker and cradle for electronic device shown in FIG. 1.

The broken line showing on the drawing disclosure is for illustrative purposes only and forms no part of the claimed design.

1 Claim, 4 Drawing Sheets



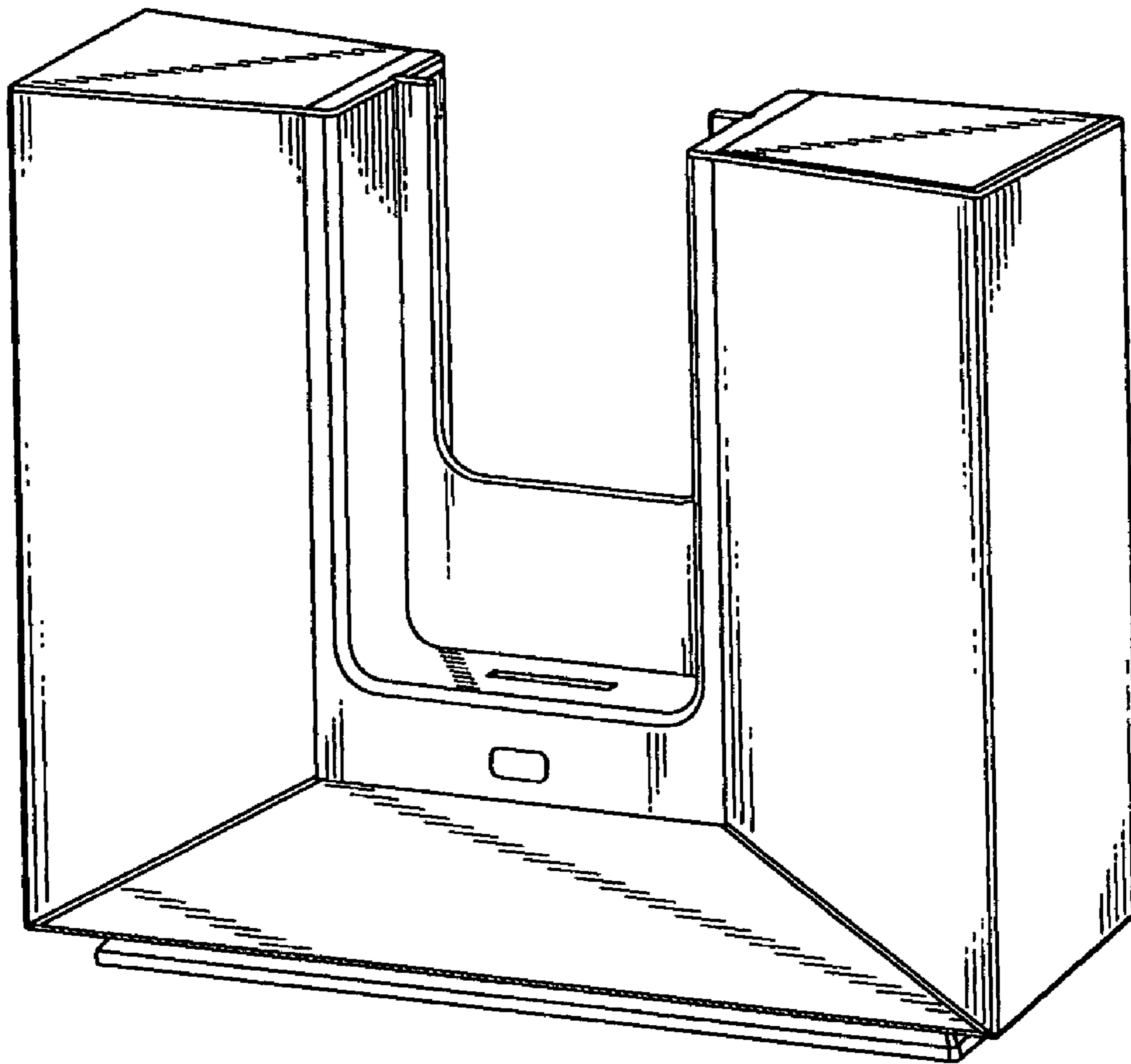


FIG. 1

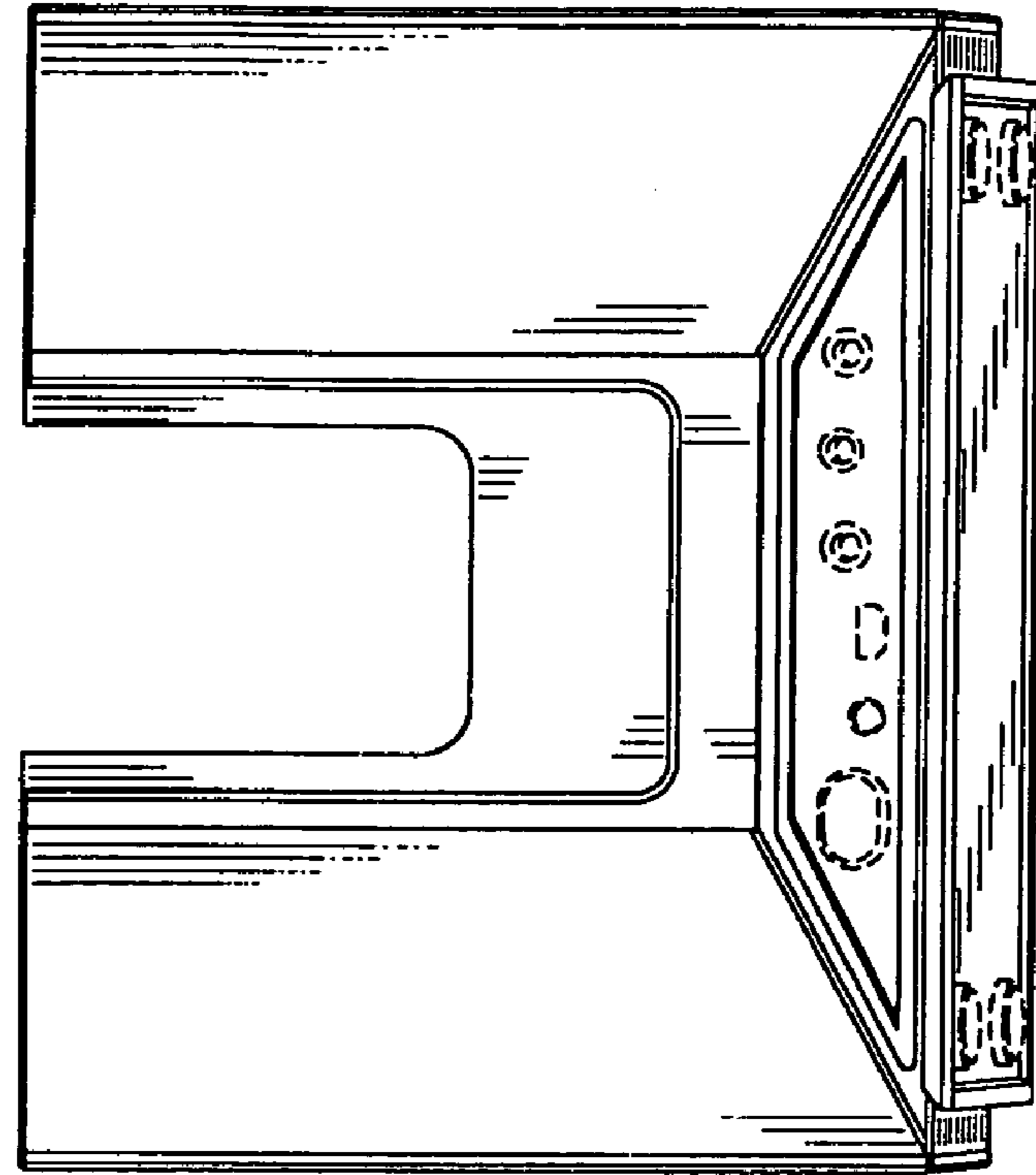


FIG. 3

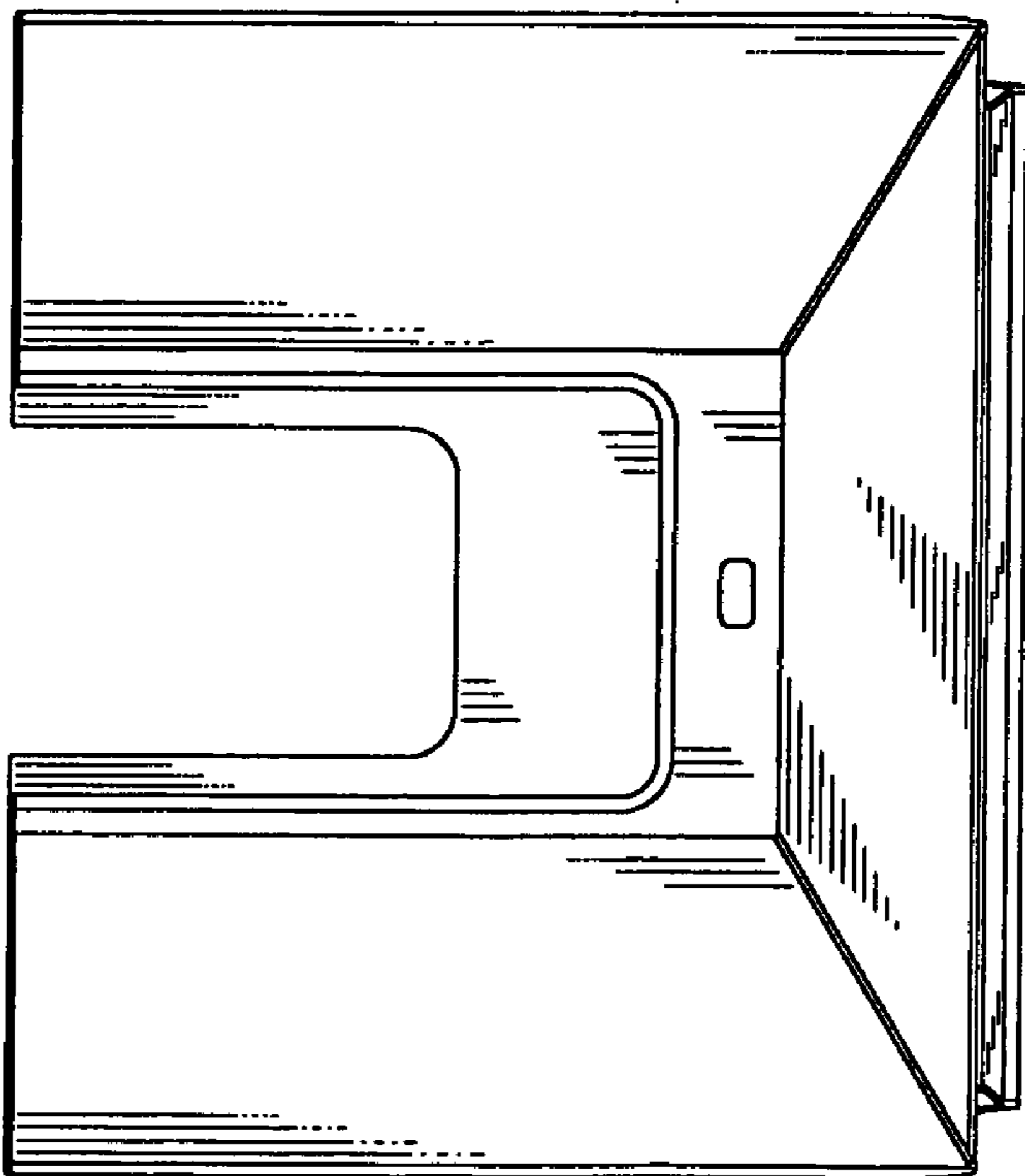


FIG. 2




FIG. 4

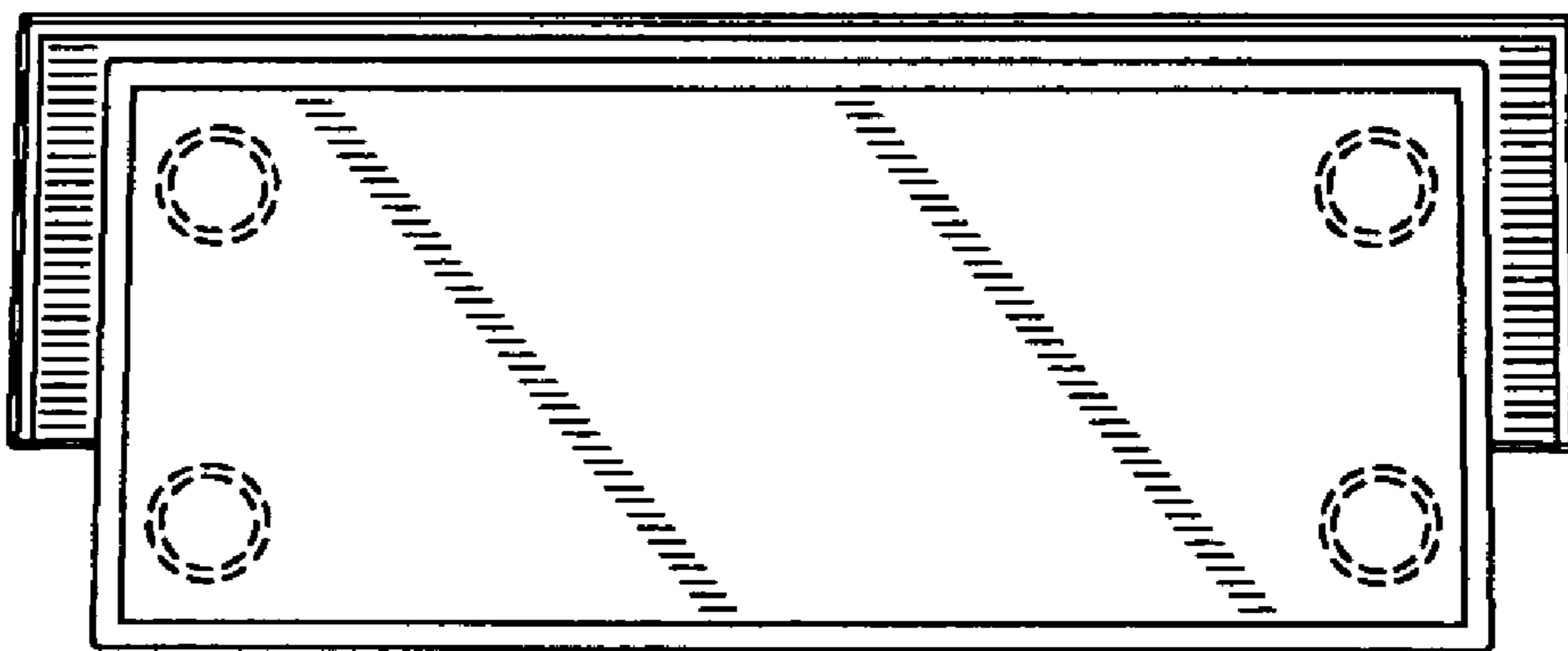


FIG. 5




FIG. 6




FIG. 7